




# PARKLINE DIAGNOSTICS PVT. LTD.

L.G. 3, 4 & 5, Bhuvana Towers, S.D. Road, Secunderabad - 500 003 Tel :+91 40-2784 5852, 6649 1787  
Fax : +91 40 2784 7864 Email parklinediagnostics@gmail.com www.parklinediagnostics.com



NABL Accredited  
Certificate No.MC-2566

## TEST REPORT

Name	: <b>MS.BUCHIREDDY SRAVANTHI [SPOUSE]</b>	TID/SID	: UMR0759409/ 23368016
Age / Gender	: 35 Years / Female	Registered on	: 04-Apr-2022 / 09:46 AM
Ref.By	: -	Collected on	: 04-Apr-2022 / 09:47 AM
Req.No	:  BIL1927377	Reported on	: 04-Apr-2022 / 12:32 PM
		Reference	: Medi Wheel

### DEPARTMENT OF CLINICAL PATHOLOGY

### Complete Urine Examination (CUE), Urine

Investigation	Observed Value	Units	Biological Reference Interval
Colour Method:Photo detectors(instrument)	Straw		Light Yellow
Appearance Method:Photo diode array sensor	Clear		Clear
Specific gravity Method:Ion concentration/colour indicator	1.010		1.003-1.030
Reaction and pH Method:Double Indicator	6.0		5.0-8.0
Protein Method:Protein Error of pH indicators	Negative		Negative
Glucose Method:Double sequential enzymatic/GOD-PAP	Negative		Negative
Urobilinogen Method:Reagent strip/Reflectance photometry	Negative		0.2-1.0 mg%
Ketones Method:Strip method/Nitroprusside method	Negative		Negative
Blood Method:Peroxidase	Negative		Negative
Bile Salt Method:Hays Method	Negative		Negative
Bile Pigment Method:Fouchets Method	Negative		Negative
<b>Microscopic Examination</b>			
Pus cells (leukocytes) Method:Microscopy Of Sediment	1 - 2	/hpf	0-5 /hpf
RBC (erythrocytes) Method:Microscopy Of Sediment	Nil	/hpf	0-2 /hpf
Epithelial cells Method:Microscopy Of Sediment	2 - 3	/hpf	0-8 /hpf
Crystals Method:Microscopy Of Sediment	Nil	/lpf	Nil /lpf

The Test marked with \*are not accredited by NABL.

Lab Timings (Weekdays) : 7.00 am to 8.30 pm  
Sundays & Holidays : 7.00 am to 1.00 pm

Radiologists Timings(Weekdays) : 7.30 am to 1.30 pm  
& 5.45 pm to 7.45 pm  
Sundays & Holidays : 7.30 am to 9.30 am




# PARKLINE DIAGNOSTICS PVT. LTD.

L.G. 3, 4 & 5, Bhuvana Towers, S.D. Road, Secunderabad - 500 003 Tel :+91 40-2784 5852, 6649 1787  
Fax : +91 40 2784 7864 Email parklinediagnostics@gmail.com www.parklinediagnostics.com



NABL Accredited  
Certificate No.MC-2566

## TEST REPORT

Name	: <b>MS.BUCHIREDDY SRAVANTHI [SPOUSE]</b>	TID/SID	: UMR0759409/ 23368016
Age / Gender	: 35 Years / Female	Registered on	: 04-Apr-2022 / 09:46 AM
Ref.By	: -	Collected on	: 04-Apr-2022 / 09:47 AM
Req.No	:  BIL1927377	Reported on	: 04-Apr-2022 / 12:32 PM
		Reference	: Medi Wheel

### DEPARTMENT OF CLINICAL PATHOLOGY

### Complete Urine Examination (CUE), Urine

Investigation	Observed Value	Units	Biological Reference Interval
Casts	Nil	/lpf	Nil /lpf
Method:Microscopy Of Sediment			
Others	Nil		Nil
Method:Microscopy Of Sediment			

\* Sample processed at Parkline

--- End Of Report ---

**Dr.Jyothi Kiranmai**  
Regd. No: 52272  
MD PATHOLOGY

The Test marked with \*are not accredited by NABL.

**Lab Timings (Weekdays)** : 7.00 am to 8.30 pm  
**Sundays & Holidays** :7.00 am to 1.00 pm

**Radiologists Timings(Weekdays)** : 7.30 am to 1.30 pm  
& 5.45 pm to 7.45 pm  
**Sundays & Holidays** : 7.30 am to 9.30 am

Free Home Visit for Sample Collection.

Call : 7995421787, 7093445852,8121147282, 9885202212



# PARKLINE DIAGNOSTICS PVT. LTD.


L.G. 3, 4 & 5, Bhuvana Towers, S.D. Road, Secunderabad - 500 003 Tel :+91 40-2784 5852, 6649 1787

Fax : +91 40 2784 7864 Email parklinediagnostics@gmail.com www.parklinediagnostics.com



NABL Accredited  
Certificate No.MC-2566

## TEST REPORT

Name : **MS.BUCHIREDDY SRAVANTHI [SPOUSE]** TID/SID : UMR0759409/ 23368014  
Age / Gender : 35 Years / Female Registered on : 04-Apr-2022 / 09:46 AM  
Ref.By : - Collected on : 04-Apr-2022 / 09:47 AM  
Req.No  Reported on : 04-Apr-2022 / 13:07 PM  
Reference : Medi Wheel  
BIL1927377

### DEPARTMENT OF HEMATOLOGY

#### Blood Grouping ABO And Rh Typing, EDTA Whole Blood

Parameter	Results
Blood Grouping (ABO)	O
Rh Typing (D)	POSITIVE -
Method:Agglutination	

\* Sample processed at Parkline

--- End Of Report ---

**Dr.Jyothi Kiranmai**  
Regd. No: 52272  
MD PATHOLOGY

The Test marked with \*are not accredited by NABL.

Page 3 of 15

Lab Timings (Weekdays) : 7.00 am to 8.30 pm

Sundays & Holidays :7.00 am to 1.00 pm

Radiologists Timings(Weekdays) : 7.30 am to 1.30 pm

& 5.45 pm to 7.45 pm

Sundays & Holidays

: 7.30 am to 9.30 am

Free Home Visit for Sample Collection.

Call : 7995421787, 7093445852,8121147282, 9885202212



# PARKLINE DIAGNOSTICS PVT. LTD.


L.G. 3, 4 & 5, Bhuvana Towers, S.D. Road, Secunderabad - 500 003 Tel : +91 40-2784 5852, 6649 1787

Fax : +91 40 2784 7864 Email parklinediagnostics@gmail.com www.parklinediagnostics.com



NABL Accredited  
Certificate No. MC-2566

## TEST REPORT

Name : **MS.BUCHIREDDY SRAVANTHI [SPOUSE]** TID/SID : UMR0759409/ 23368014  
Age / Gender : 35 Years / Female Registered on : 04-Apr-2022 / 09:46 AM  
Ref.By : - Collected on : 04-Apr-2022 / 09:47 AM  
Req.No  Reported on : 04-Apr-2022 / 13:07 PM  
Reference : Medi Wheel  
BIL1927377

### DEPARTMENT OF HEMATOLOGY

#### Complete Blood Picture (CBP), EDTA Whole Blood

Investigation	Observed Value	Units	Biological Reference Interval
Hemoglobin	<b>9.9</b>	g/dL	12.0-15.0 g/dL
Method:Spectrophotometry			
Erythrocyte Count(RBC)	4.2	10 <sup>6</sup> /μL	3.8-4.8 10 <sup>6</sup> /μL
Method:Electrical Impedance			
PCV/HCT	<b>31</b>	%	36-46 %
Method:Numeric Integration			
MCV	<b>74</b>	fL	83-101 fL
Method:Calculated			
MCH	<b>23.3</b>	pg	27-32 pg
Method:Calculated			
MCHC	31.5	gm/dL	31.5-34.5 gm/dL
Method:Calculated			
RDW (CV)	<b>16.5</b>	%	11.6-14.0 %
Method:Calculated			
Total WBC Count	7.6	10 <sup>3</sup> /μL	4-10 10 <sup>3</sup> /μL
Method:Impedence flowcytometry/Light scattering			
<b>Differential Count</b>			
Neutrophils	64	%	40-80 %
Method:Flowcytometry/Microscopy			
Lymphocytes	31	%	20-40 %
Method:Flowcytometry/Microscopy			
Monocytes	3	%	2-10 %
Method:Flowcytometry/Microscopy			
Eosinophils	2	%	1-6 %
Method:Flowcytometry/Microscopy			
Basophils	0	%	0-2 %
Method:Flowcytometry/Microscopy			
Absolute Neutrophil Count	4.86	10 <sup>3</sup> /μL	2.0-7.0 10 <sup>3</sup> /μL
Absolute Lymphocyte Count	2.36	10 <sup>3</sup> /μL	1.0-3.0 10 <sup>3</sup> /μL

The Test marked with \*are not accredited by NABL.

Page 4 of 15

Lab Timings (Weekdays) : 7.00 am to 8.30 pm

Sundays & Holidays : 7.00 am to 1.00 pm

Radiologists Timings(Weekdays) : 7.30 am to 1.30 pm  
& 5.45 pm to 7.45 pm

Sundays & Holidays : 7.30 am to 9.30 am

Free Home Visit for Sample Collection.

Call : 7995421787, 7093445852, 8121147282, 9885202212



# PARKLINE DIAGNOSTICS PVT. LTD.


L.G. 3, 4 & 5, Bhuvana Towers, S.D. Road, Secunderabad - 500 003 Tel :+91 40-2784 5852, 6649 1787

Fax : +91 40 2784 7864 Email parklinediagnostics@gmail.com www.parklinediagnostics.com



NABL Accredited  
Certificate No.MC-2566

## TEST REPORT

Name : **MS.BUCHIREDDY SRAVANTHI [SPOUSE]** TID/SID : UMR0759409/ 23368014  
 Age / Gender : 35 Years / Female Registered on : 04-Apr-2022 / 09:46 AM  
 Ref.By : - Collected on : 04-Apr-2022 / 09:47 AM  
 Req.No  Reported on : 04-Apr-2022 / 13:07 PM  
 BIL1927377 Reference : Medi Wheel

### DEPARTMENT OF HEMATOLOGY

### Complete Blood Picture (CBP), EDTA Whole Blood

Investigation	Observed Value	Units	Biological Reference Interval
Absolute Monocyte Count	0.23	10 <sup>3</sup> /μL	0.20-1.0 10 <sup>3</sup> /μL
Absolute Eosinophil Count	0.15	10 <sup>3</sup> /μL	0.02-0.5 10 <sup>3</sup> /μL
Absolute Basophil Count	<b>0</b>	10 <sup>3</sup> /μL	0.02-0.1 10 <sup>3</sup> /μL
Platelet Count	320	10 <sup>3</sup> /μL	150-410 10 <sup>3</sup> /μL
Method:Electrical Impedence			

#### Peripheral Smear

RBC Method:Microscopy Microcytic and Hypochromic, Anisocytosis+

WBC Method:Microscopy Within normal limits.No abnormal cells seen.

Platelets Method:Microscopy Discrete and adequate.Normal in morphology

\* Sample processed at Parkline

--- End Of Report ---

**Dr.Jyothi Kiranmai**  
Regd. No: 52272  
MD PATHOLOGY

The Test marked with \*are not accredited by NABL.

Lab Timings (Weekdays) : 7.00 am to 8.30 pm  
Sundays & Holidays :7.00 am to 1.00 pm

Radiologists Timings(Weekdays) : 7.30 am to 1.30 pm  
& 5.45 pm to 7.45 pm  
Sundays & Holidays : 7.30 am to 9.30 am



# PARKLINE DIAGNOSTICS PVT. LTD.


L.G. 3, 4 & 5, Bhuvana Towers, S.D. Road, Secunderabad - 500 003 Tel :+91 40-2784 5852, 6649 1787

Fax : +91 40 2784 7864 Email parklinediagnostics@gmail.com www.parklinediagnostics.com



NABL Accredited  
Certificate No.MC-2566

## TEST REPORT

Name : **MS.BUCHIREDDY SRAVANTHI [SPOUSE]** TID/SID : UMR0759409/ 23368014  
Age / Gender : 35 Years / Female Registered on : 04-Apr-2022 / 09:46 AM  
Ref.By : - Collected on : 04-Apr-2022 / 09:47 AM  
Req.No  Reported on : 04-Apr-2022 / 13:07 PM  
Reference : Medi Wheel  
BIL1927377

### DEPARTMENT OF HEMATOLOGY

#### Erythrocyte Sedimentation Rate (ESR), Sodium Citrate Whole Blood

Investigation	Observed Value	Units	Biological Reference Intervals
ESR 1st Hour	45	mm/hour	0-20 mm/hour
Method:Westergren			

\* Sample processed at Parkline

--- End Of Report ---

**Dr.Jyothi Kiranmai**  
Regd. No: 52272  
MD PATHOLOGY

The Test marked with \*are not accredited by NABL.

Page 6 of 15

Lab Timings (Weekdays) : 7.00 am to 8.30 pm

Sundays & Holidays :7.00 am to 1.00 pm

Radiologists Timings(Weekdays) : 7.30 am to 1.30 pm  
& 5.45 pm to 7.45 pm

Sundays & Holidays : 7.30 am to 9.30 am

Free Home Visit for Sample Collection.

Call : 7995421787, 7093445852,8121147282, 9885202212



# PARKLINE DIAGNOSTICS PVT. LTD.


L.G. 3, 4 & 5, Bhuvana Towers, S.D. Road, Secunderabad - 500 003 Tel :+91 40-2784 5852, 6649 1787

Fax : +91 40 2784 7864 Email parklinediagnostics@gmail.com www.parklinediagnostics.com



NABL Accredited  
Certificate No.MC-2566

## TEST REPORT

Name : **MS.BUCHIREDDY SRAVANTHI [SPOUSE]** TID/SID : UMR0759409/ 23368015  
 Age / Gender : 35 Years / Female Registered on : 04-Apr-2022 / 09:46 AM  
 Ref.By : - Collected on : 04-Apr-2022 / 09:47 AM  
 Reported on : 04-Apr-2022 / 12:29 PM  
 Req.No  Reference : Medi Wheel  
 BIL1927377

### DEPARTMENT OF CLINICAL CHEMISTRY I

#### Blood Urea Nitrogen (BUN), Serum

Investigation	Observed Value	Units	Biological Reference Interval
Blood Urea Nitrogen.	7.9	mg/dL	7-23 mg/dL
Method:Calculated			

#### Creatinine, Serum

Investigation	Observed Value	Units	Biological Reference Interval
Creatinine.	0.74	mg/dL	0.50-1.20 mg/dL
Method:Alkaline Picrate			

\* Sample processed at Parkline

--- End Of Report ---

**Dr.Jyothi Kiranmai**  
Regd. No: 52272  
MD PATHOLOGY

The Test marked with \*are not accredited by NABL.

Lab Timings (Weekdays) : 7.00 am to 8.30 pm

Sundays & Holidays :7.00 am to 1.00 pm

Radiologists Timings(Weekdays) : 7.30 am to 1.30 pm

& 5.45 pm to 7.45 pm  
Sundays & Holidays : 7.30 am to 9.30 am

Free Home Visit for Sample Collection.

Call : 7995421787, 7093445852,8121147282, 9885202212



# PARKLINE DIAGNOSTICS PVT. LTD.


L.G. 3, 4 & 5, Bhuvana Towers, S.D. Road, Secunderabad - 500 003 Tel :+91 40-2784 5852, 6649 1787

Fax : +91 40 2784 7864 Email parklinediagnostics@gmail.com www.parklinediagnostics.com



NABL Accredited  
Certificate No.MC-2566

## TEST REPORT

Name : **MS.BUCHIREDDY SRAVANTHI [SPOUSE]** TID/SID : UMR0759409/ 23368017F  
 Age / Gender : 35 Years / Female Registered on : 04-Apr-2022 / 09:46 AM  
 Ref.By : - Collected on : 04-Apr-2022 / 09:47 AM  
 Req.No  Reported on : 04-Apr-2022 / 13:15 PM  
 BIL1927377 Reference : Medi Wheel

### DEPARTMENT OF CLINICAL CHEMISTRY I

### Glucose Fasting (FBS), Sodium Fluoride Plasma

Investigation	Observed Value	Units	Biological Reference Interval
Glucose Fasting Method:GOD - PAP	98	mg/dL	Normal: <100 Impaired FG: 100-125 Diabetic : >/=126 mg/dL

\* Sample processed at Parkline

--- End Of Report ---

**Dr.Jyothi Kiranmai**  
Regd. No: 52272  
MD PATHOLOGY

The Test marked with \*are not accredited by NABL.

Lab Timings (Weekdays) : 7.00 am to 8.30 pm

Sundays & Holidays :7.00 am to 1.00 pm

Radiologists Timings(Weekdays) : 7.30 am to 1.30 pm

& 5.45 pm to 7.45 pm

Sundays & Holidays

: 7.30 am to 9.30 am

Free Home Visit for Sample Collection.

Call : 7995421787, 7093445852,8121147282, 9885202212






# PARKLINE DIAGNOSTICS PVT. LTD.

L.G. 3, 4 & 5, Bhuvana Towers, S.D. Road, Secunderabad - 500 003 Tel :+91 40-2784 5852, 6649 1787  
Fax : +91 40 2784 7864 Email parklinediagnostics@gmail.com www.parklinediagnostics.com



NABL Accredited  
Certificate No.MC-2566

## TEST REPORT

Name	: <b>MS.BUCHIREDDY SRAVANTHI [SPOUSE]</b>	TID/SID	: UMR0759409/ 23368017P
Age / Gender	: 35 Years / Female	Registered on	: 04-Apr-2022 / 09:46 AM
Ref.By	: -	Collected on	: 04-Apr-2022 / 12:21 PM
Req.No	:  BIL1927377	Reported on	: 04-Apr-2022 / 13:15 PM
		Reference	: Medi Wheel

### DEPARTMENT OF CLINICAL CHEMISTRY I

### Glucose Post Prandial (PPBS), Sodium Fluoride Plasma

Investigation	Observed Value	Units	Biological Reference Interval
Glucose Post Prandial Method:GOD - PAP	111	mg/dL	Normal : 90 - 140 Impaired Glucose Tolerance: 141-199 Diabetic : >/=200 mg/dL

\* Sample processed at Parkline

--- End Of Report ---

**Dr.Jyothi Kiranmai**  
Regd. No: 52272  
MD PATHOLOGY

The Test marked with \*are not accredited by NABL.

Page 9 of 15

**Lab Timings (Weekdays)** : 7.00 am to 8.30 pm  
**Sundays & Holidays** :7.00 am to 1.00 pm

**Radiologists Timings(Weekdays)** : 7.30 am to 1.30 pm  
& 5.45 pm to 7.45 pm  
**Sundays & Holidays** : 7.30 am to 9.30 am

Free Home Visit for Sample Collection.

Call : 7995421787, 7093445852,8121147282, 9885202212



# PARKLINE DIAGNOSTICS PVT. LTD.


L.G. 3, 4 & 5, Bhuvana Towers, S.D. Road, Secunderabad - 500 003 Tel :+91 40-2784 5852, 6649 1787

Fax : +91 40 2784 7864 Email parklinediagnostics@gmail.com www.parklinediagnostics.com



NABL Accredited  
Certificate No.MC-2566

## TEST REPORT

Name : **MS.BUCHIREDDY SRAVANTHI [SPOUSE]** TID/SID : UMR0759409/ 23368014  
 Age / Gender : 35 Years / Female Registered on : 04-Apr-2022 / 09:46 AM  
 Ref.By : - Collected on : 04-Apr-2022 / 09:47 AM  
 Req.No  Reported on : 04-Apr-2022 / 15:49 PM  
 BIL1927377 Reference : Medi Wheel

### DEPARTMENT OF CLINICAL CHEMISTRY I

### Glycosylated Hemoglobin (HbA1C), EDTA Whole Blood

Investigation	Observed Value	Units	Biological Reference Interval
Glycosylated Haemoglobin Method:High Performance Liquid Chromatography(HPLC)	5.6	%	< 5.7% : Normal 5.7% - 6.4% : Prediabetes > 6.4% Diabetes
Mean Plasma Glucose (MPG) Estimate Method:Derived from HBA1c	114	mg/dL	Excellent Control : 90 to 120 Good Control : 121 to 150 Average Control : 151 to 180 Panic Value : > 211 mg/dL

**Note:**Mean Plasma Glucose is calculated from HBA1c value and it indicates Average Blood Sugar level over the past three months.

#### INTERPRETATION :

- Glycated hemoglobin (glycohemoglobin / HbA1c) is a form of hemoglobin (Hb) that is chemically linked to a sugar.
- A1c is measured primarily to determine the three-month average blood sugar level and can be used as a diagnostic test for diabetes mellitus and as an assessment test for glycemic control in people with diabetes.
- In diabetes, higher amounts of glycated hemoglobin, indicating poorer control of blood glucose levels, have been associated with cardiovascular disease, nephropathy, neuropathy, and retinopathy.
- American diabetes Association (ADA) recommends an A1C goal for many non pregnant adults of < 7% (without significant hypoglycemia). On the basis of provider judgment and patient preference, achievement of lower A1C levels than the goal of 7% may be acceptable, and even beneficial, if it can be achieved safely without significant hypoglycemia or other adverse effects of treatment. Less stringent A1C goals (such as < 8%) may be appropriate for patients with severe hypoglycemia, extensive co morbid conditions etc, or where the harms of treatment are greater than the benefits.
- Glycemic goals for some older adults might reasonably be relaxed as part of individualized care, but hyperglycemia leading to symptoms or risk of acute hyperglycemia complications should be avoided in all patients.

\* Sample processed at Parkline

--- End Of Report ---

**Dr.Jyothi Kiranmai**  
Regd. No: 52272  
MD PATHOLOGY

The Test marked with \*are not accredited by NABL.

Page 10 of 15

Lab Timings (Weekdays) : 7.00 am to 8.30 pm

Sundays & Holidays : 7.00 am to 1.00 pm

Radiologists Timings(Weekdays) : 7.30 am to 1.30 pm  
& 5.45 pm to 7.45 pm

Sundays & Holidays : 7.30 am to 9.30 am

Free Home Visit for Sample Collection.

Call : 7995421787, 7093445852, 8121147282, 9885202212



# PARKLINE DIAGNOSTICS PVT. LTD.


L.G. 3, 4 & 5, Bhuvana Towers, S.D. Road, Secunderabad - 500 003 Tel :+91 40-2784 5852, 6649 1787

Fax : +91 40 2784 7864 Email parklinediagnostics@gmail.com www.parklinediagnostics.com



NABL Accredited  
Certificate No.MC-2566

## TEST REPORT

Name : **MS.BUCHIREDDY SRAVANTHI [SPOUSE]** TID/SID : UMR0759409/ 23368015  
 Age / Gender : 35 Years / Female Registered on : 04-Apr-2022 / 09:46 AM  
 Ref.By : - Collected on : 04-Apr-2022 / 09:47 AM  
 Req.No  Reported on : 04-Apr-2022 / 12:29 PM  
 BIL1927377 Reference : Medi Wheel

### DEPARTMENT OF CLINICAL CHEMISTRY I

#### Lipid Profile, Serum

Investigation	Observed Value	Units	Biological Reference Interval
Total Cholesterol Method:CHOD-PAP	<b>226</b>	mg/dL	Desirable Level: < 200 Borderline : 200 - 239 High : > 240 mg/dL
HDL Cholesterol Method:Enzymatic Reaction	45	mg/dL	<40:Major risk factor for heart disease 40-59:The higher,the better >=60:Considered protective against heart disease mg/dL
LDL Cholesterol Method:Calculated	<b>163</b>	mg/dL	< 100 mg/dL
VLDL Cholesterol Method:Calculated	18	mg/dL	10-55 mg/dL
Triglycerides Method:GPO-POD	91	mg/dL	Normal:<150 Borderline:150-199 High:200-499 Very High:>=500 mg/dL
Chol/HDL Ratio Method:Calculated	5.02		Normal : <4 Low risk : 4 - 6 High risk : >6
LDL Cholesterol/HDL Ratio	3.62		

\* Sample processed at Parkline

--- End Of Report ---

**Dr.Jyothi Kiranmai**  
Regd. No: 52272  
MD PATHOLOGY

The Test marked with \*are not accredited by NABL.

Page 11 of 15

Lab Timings (Weekdays) : 7.00 am to 8.30 pm  
Sundays & Holidays :7.00 am to 1.00 pm

Radiologists Timings(Weekdays) : 7.30 am to 1.30 pm  
& 5.45 pm to 7.45 pm  
Sundays & Holidays : 7.30 am to 9.30 am

Free Home Visit for Sample Collection.

Call : 7995421787, 7093445852,8121147282, 9885202212



# PARKLINE DIAGNOSTICS PVT. LTD.


L.G. 3, 4 & 5, Bhuvana Towers, S.D. Road, Secunderabad - 500 003 Tel : +91 40-2784 5852, 6649 1787

Fax : +91 40 2784 7864 Email parklinediagnostics@gmail.com www.parklinediagnostics.com



NABL Accredited  
Certificate No.MC-2566

## TEST REPORT

Name : **MS.BUCHIREDDY SRAVANTHI [SPOUSE]** TID/SID : UMR0759409/ 23368015  
 Age / Gender : 35 Years / Female Registered on : 04-Apr-2022 / 09:46 AM  
 Ref.By : - Collected on : 04-Apr-2022 / 09:47 AM  
 Req.No  Reported on : 04-Apr-2022 / 12:29 PM  
 BIL1927377 Reference : Medi Wheel

### DEPARTMENT OF CLINICAL CHEMISTRY I

#### Liver Function Test (LFT), Serum

Investigation	Observed Value	Units	Biological Reference Interval
Total Bilirubin. Method:Diazo with sulphanilic acid	0.59	mg/dL	0.3-1.2 mg/dL
Direct Bilirubin. Method:Diazo with sulphanilic acid	0.14	mg/dL	0.00-0.40 mg/dL
Indirect Bilirubin. Method:Calculated	0.45	mg/dL	
Alanine Aminotransferase ,(ALT/SGPT) Method:IFCC without P5P	17	U/L	10-40 U/L
Aspartate Aminotransferase,(AST/SGOT) Method:IFCC without P5P	19	U/L	10-40 U/L
ALP (Alkaline Phosphatase). Method:AMP-IFCC	43	U/L	30-115 U/L
<b>PROTEINS</b>			
Total Protein. Method:Biuret	7.28	g/dL	6.0-8.0 g/dL
Albumin. Method:Bromocresol Green (BCG)	4.17	g/dL	3.5-4.8 g/dL
Globulin. Method:Calculated	3.11	g/dL	2.3-3.5 g/dL
A/GRatio. Method:Calculated	1.34		0.8-2.0
Gamma GT. Method:IFCC-Enzymatic	23	U/L	7.0-50.0 U/L

\* Sample processed at Parkline

--- End Of Report ---

**Dr.Jyothi Kiranmai**  
Regd. No: 52272  
MD PATHOLOGY

The Test marked with \*are not accredited by NABL.

Page 12 of 15

Lab Timings (Weekdays) : 7.00 am to 8.30 pm  
Sundays & Holidays : 7.00 am to 1.00 pm

Radiologists Timings(Weekdays) : 7.30 am to 1.30 pm  
& 5.45 pm to 7.45 pm  
Sundays & Holidays : 7.30 am to 9.30 am

Free Home Visit for Sample Collection.

Call : 7995421787, 7093445852, 8121147282, 9885202212



# PARKLINE DIAGNOSTICS PVT. LTD.


L.G. 3, 4 & 5, Bhuvana Towers, S.D. Road, Secunderabad - 500 003 Tel :+91 40-2784 5852, 6649 1787

Fax : +91 40 2784 7864 Email parklinediagnostics@gmail.com www.parklinediagnostics.com



NABL Accredited  
Certificate No.MC-2566

## TEST REPORT

Name : **MS.BUCHIREDDY SRAVANTHI [SPOUSE]** TID/SID : UMR0759409/ 23368015  
 Age / Gender : 35 Years / Female Registered on : 04-Apr-2022 / 09:46 AM  
 Ref.By : - Collected on : 04-Apr-2022 / 09:47 AM  
 Req.No  Reported on : 04-Apr-2022 / 12:29 PM  
 BIL1927377 Reference : Medi Wheel

### DEPARTMENT OF CLINICAL CHEMISTRY I

#### Thyroid Profile (T3,T4,TSH), Serum

Investigation	Observed Value	Units	Biological Reference Interval
Triiodothyronine Total (T3) Method:Enhanced chemiluminescence	1.29	ng/mL	0.970-1.69 ng/mL
Thyroxine Total (T4) Method:Enhanced chemiluminescence	10.3	µg/dL	5.53-11.0 µg/dL
Thyroid Stimulating Hormone (TSH) Method:Enhanced chemiluminescence	1.22	µIU/mL	0.465-4.68 µIU/mL

Note: Change in method and reference range  
NOTE:

TSH - Reference ranges during pregnancy:\*

1st Trimester : 0.10 - 2.50

2nd Trimester : 0.20 - 3.00

3dr Trimester : 0.30 - 3.00

\*As per the Guidelines of American Thyroid Association for the diagnosis and management of thyroid disease during pregnancy and post partum.

1.Primary Hyperthyroidism is accompanied by elevated T3 & T4 values along with depressed TSH level.

2.Primary Hypothyroidism is accompanied by depressed T3 & T4 levels and elevated TSH levels.

3.Normal T4 levels accompanied by high T3 levels are seen in patients with T3 Thyrotoxicosis.

4.Slightly elevated T3 levels may be found in pregnancy and estrogen therapy, while depressed levels may be encountered in severe illness, malnutrition, renal failure and during therapy with drugs like propranolol and propylthiouracil.

5.Although elevated TSH levels are nearly always indicative of primary hypothyroidism, rarely they can result form TSH secreting pituitary tumors(secondary).

\* Sample processed at Parkline

--- End Of Report ---

**Dr.Jyothi Kiranmai**  
Regd. No: 52272  
MD PATHOLOGY

The Test marked with \*are not accredited by NABL.

Page 13 of 15

Lab Timings (Weekdays) : 7.00 am to 8.30 pm

Sundays & Holidays :7.00 am to 1.00 pm

Radiologists Timings(Weekdays) : 7.30 am to 1.30 pm  
& 5.45 pm to 7.45 pm

Sundays & Holidays : 7.30 am to 9.30 am

Free Home Visit for Sample Collection.

Call : 7995421787, 7093445852,8121147282, 9885202212



# PARKLINE DIAGNOSTICS PVT. LTD.


L.G. 3, 4 & 5, Bhuvana Towers, S.D. Road, Secunderabad - 500 003 Tel : +91 40-2784 5852, 6649 1787

Fax : +91 40 2784 7864 Email parklinediagnostics@gmail.com www.parklinediagnostics.com



NABL Accredited  
Certificate No.MC-2566

## TEST REPORT

Name : **MS.BUCHIREDDY SRAVANTHI [SPOUSE]** TID/SID : UMR0759409/ 23368015  
Age / Gender : 35 Years / Female Registered on : 04-Apr-2022 / 09:46 AM  
Ref.By : - Collected on : 04-Apr-2022 / 09:47 AM  
Req.No  Reported on : 04-Apr-2022 / 12:29 PM  
Reference : Medi Wheel  
BIL1927377

### DEPARTMENT OF CLINICAL CHEMISTRY I

#### Uric Acid, Serum

Investigation	Observed Value	Units	Biological Reference Interval
Uric Acid. Method:Uricase	4.26	mg/dL	1.9-7.5 mg/dL

\* Sample processed at Parkline

--- End Of Report ---

**Dr.Jyothi Kiranmai**  
Regd. No: 52272  
MD PATHOLOGY

The Test marked with \*are not accredited by NABL.

Page 14 of 15

**Lab Timings (Weekdays) :** 7.00 am to 8.30 pm  
**Sundays & Holidays :** 7.00 am to 1.00 pm

**Radiologists Timings(Weekdays) :** 7.30 am to 1.30 pm  
& 5.45 pm to 7.45 pm  
**Sundays & Holidays :** 7.30 am to 9.30 am

Free Home Visit for Sample Collection.

Call : 7995421787, 7093445852, 8121147282, 9885202212



# PARKLINE DIAGNOSTICS PVT. LTD.


L.G. 3, 4 & 5, Bhuvana Towers, S.D. Road, Secunderabad - 500 003 Tel : +91 40-2784 5852, 6649 1787

Fax : +91 40 2784 7864 Email parklinediagnostics@gmail.com www.parklinediagnostics.com



NABL Accredited  
Certificate No.MC-2566

## TEST REPORT

Name : **MS.BUCHIREDDY SRAVANTHI [SPOUSE]** TID/SID : UMR0759409/ 23368734  
Age / Gender : 35 Years / Female Registered on : 04-Apr-2022 / 09:46 AM  
Ref.By : - Collected on : 04-Apr-2022 / 12:21 PM  
Req.No  Reported on : 04-Apr-2022 / 16:05 PM  
Reference : Medi Wheel  
BIL1927377

### DEPARTMENT OF HEALTH CHECKUP

#### Glucose Urine Fasting

--

Urine Glucose Fasting Nil NIL  
Method:Reagent strip/Reflectance photometry

#### Glucose Urine Post Prandial

--

Urine Glucose Post Prandial Nil NIL  
Method:Reagent strip/Reflectance photometry

\* Sample processed at Parkline

--- End Of Report ---

**Dr.Jyothi Kiranmai**  
Regd. No: 52272  
MD PATHOLOGY

The Test marked with \*are not accredited by NABL.

Page 15 of 15

Lab Timings (Weekdays) : 7.00 am to 8.30 pm  
Sundays & Holidays :7.00 am to 1.00 pm

Radiologists Timings(Weekdays) : 7.30 am to 1.30 pm  
& 5.45 pm to 7.45 pm  
Sundays & Holidays : 7.30 am to 9.30 am

Free Home Visit for Sample Collection.

Call : 7995421787, 7093445852,8121147282, 9885202212