

HEALTH CHECKUP REPORT

Patient Name: MISS MAITRI JOSHI

DATE: 24/09/2022

Age/Gender: 30/F

Reg. No: 384156

Package: MEDIWHEEL

COMPLAINTS (IF ANY):

- Asymptomatic

HISTORY OF HEALTH STATUS: No

PRESENT MEDICATIONS: No

HYPERSENSITIVITY TO ANY DRUG: No

PERSONAL HISTORY:

- | | | | | | |
|---------------|---|----------|-----------------------------|---------|-----|
| - Bowel | : | Regular | Diet | : | Veg |
| - Micturition | : | Normal | Habits | : | No |
| - Sleep | : | Adequate | Physical Activity/Exercise: | Walking | |
| - Appetite | : | Adequate | | | |

HISTORY OF ILLNESS (WITH PAST MEDICATIONS):

- LMP – 05/09/2022

FAMILY HISTORY:

- FATHER – Diabetic, hypertension

VITAL SIGNS:

- | | | | |
|------------|--------|---------|------------|
| - Height : | 162cms | Pulse : | 95/min. |
| - Weight : | 49 Kgs | B.P: | 125/80mmHg |



CIMS Hospital Private Limited

PHYSICIAN CONSULTATION:

1) Clinical Impression

- Polycystic ovaries

2) Recommendations

- Healthy life style

(Dr. rashmi chovatia)

OPHTHALMO CONSULTATION:

RE

LE

Best corrected visual acuity

6/6

6/6

DENTAL CONSULTATION:

Adv:

- Cleaning

(Dr. Parvin Chandarana)

GYNEC CONSULTATION:

M/H: PMP-

LMP: 05/09/2022

O/H: - AML -

G

H/O: TL

P/H : Any other surgeries -

O/E: P/A - Soft

P/S - Cx.

P/V -

Adv: USG Pelvis/TVS

Mammography

Pap Smear

} Follow up with reports

(Dr. devang patel)

Please take regular medicine as prescribed by the Doctor. (If given)



Reg. No : CIMS/A/2022/384156	VisitNo : HC/240922/28 [HCV]
Patient Name : Miss MAITRI MAHESH JOSHI	Age(Y-M-D)/Sex : 30 Y 6 M 11 D. / Female
Referring Doctor : Dr. CIMS DOCTOR	Doctor :
Ward/Room :	Bed :

ORD/240922/426 Lab No : 2022145198 LSN : 920957 (Whole Blood) Sample Quality : Normal
 Collection Time : 24/09/2022 9:34:36 Arrival : 24/09/2022 9:42:36 Validation Time : 24/09/2022 11:55:49AM

	Result	Unit	Reference Range
CBC With ESR			
TOTAL COUNT			
Hemoglobin (SLS Hemoglobin Detection method)	10.7	g/dl	12.5 - 16.0 g/dl
Total RBC Count (Hydro Dynamic Focusing Method)	5.57	mill/Cmm	4.2 - 5.4 mill/Cmm
HCT (Hydro Dynamic Focusing Method)	35	%	37 - 47 %
Total WBC Count (Flow Cytometry)	5800	/Cmm	4000 - 10500 /Cmm
Platelet Count (Hydro Dynamic Focusing Method)	493000	/Cmm	150000 - 450000 /Cmm

DIFFERENTIAL COUNT (by Flow Cytometry)

Polymorphs	52	%	40 - 70 %
Lymphocytes	38	%	22 - 45 %
Eosinophils	04	%	01 - 04 %
Monocytes	06	%	01 - 06 %
Basophils	00	%	00 - 01 %
Immature Granulocytes	00	%	0 - 2 %
Smear Study			

RBCs shows
 Anisocytosis(+), Microcytosis(++), Hypochromia(++), Elliptocytosis(+).
 Platelets are increased in number.
 Malarial Parasites are not seen.
 No Premature cells are seen.

BLOOD INDICES (by Calculated Method)

M.C.V	62.8	fl	78 - 100 fl
M.C.H	19.2	pg	27 - 31 pg
M.C.H.C.	30.6	gm/dl	32 - 36 gm/dl
RDW-CV	17.2	%	11.5 - 14.0 %


ESR (Red Cell Aggregation)

After One Hour	20	mm	0 - 12 mm
----------------	----	----	-----------

Blood Group Rh

Dr. Manisha Shah
 MD (Path & Bact)
 Consultant Pathologist
 Reg. No. : G-15496

Dr. Jitendra Nayak
 MD (Path)
 Consultant Pathologist
 Reg. No. : G-14786


Dr. Kazumi Gondalia
 M.D. (Path)
 Consultant Pathologist
 Reg. No. : G-21729



CIMS Hospital Private Limited

Plot No 67/1, Opp. Panchamrut Bunglows, Near Shukan Mall, Off Science City Road, Sola, Ahmedabad - 380060, Gujarat
 1800 309 9999 CIN No. U65110GJ2001PTC039962

Print By : namrataparekh

Print Date/Time : 27/09/2022 14:12:26

Page 1 of 2

Reg. No : CIMS/A/2022/384156	VisitNo : HC/240922/28 [HCV]
Patient Name : Miss MAITRI MAHESH JOSHI	Age(Y-M-D)/Sex : 30 Y 6 M 11 D. / Female
Referring Doctor : Dr. CIMS DOCTOR	Doctor :
Ward/Room :	Bed :

ORD/240922/426 Lab No : 2022145198 LSN : 920957 (Whole Blood) Sample Quality : Normal
Collection Time : 24/09/2022 9:34:36 Arrival : 24/09/2022 9:42:36 Validation Time: 24/09/2022 11:55:50AM

ABO "O"
Rh POSITIVE

HbA1c (Glycosylated Haemoglobin)


TEST

HbA1c (Glyoco' Hb) (Immuno Turbidimetric)	4.84	%	4.8-5.9% Normal 5.9-7.0% Good diabetic control 7.0-10.0% Fair diabetic control >10.0% Poor diabetic control
Mean Plasma Glucose	95	mg/dL	80 - 140 mg/dL

*** END OF REPORT ***

Dr. Manisha Shah
MD (Path & Bact)
Consultant Pathologist
Reg. No. : G-15496

Dr. Jitendra Nayak
MD (Path)
Consultant Pathologist
Reg. No. : G-14786


Dr. Kazumi Gondalia
M.D. (Path)
Consultant Pathologist
Reg. No. : G-21729



CIMS Hospital Private Limited

Plot No 67/1, Opp. Panchamrut Bungalows, Near Shukan Mall, Off Science City Road, Sola, Ahmedabad - 380060, Gujarat
© 1800 309 9999 CIN No. U85110GJ2001PTC039962

Print By : namrataparekh

Print Date/Time: 27/09/2022 14:12:27


Reg. No : CIMS/A/2022/384156	VisitNo : HC/240922/28 [HCV]
Patient Name : Miss MAITRI MAHESH JOSHI	Age(Y-M-D)/Sex : 30 Y 6 M 11 D. / Female
Referring Doctor : Dr. CIMS DOCTOR	Doctor :
Ward/Room :	Bed :
ORD/240922/426 Lab No : 2022145199 LSN : 920957 (SERUM)	Sample Quality : Normal
Collection Time : 24/09/2022 9:34:36 Arrival : 24/09/2022 9:42:36	Validation Time: 24/09/2022 11:41:10AM

Liver Function Test

	<u>Result</u>	<u>Unit</u>	<u>Reference Range</u>
Alkaline Phosphatase (PNPP,AMP Buffer Method,Colorimetric)	72.5	U/L	35 - 104 U/L
Billirubin			
Total Billirubin (Diazospecial Iazonium Iron with Blank)	0.46	mg/dL	0.0 - 1.0 mg/dL
Direct Billirubin (Diazo,(Evelyn Malloy) with Blank)	0.17	mg/dL	0.0 - 0.2 mg/dL
Indirect Billirubin (Calculated from Total and Direct Billirubin)	0.29	mg/dL	0.0 - 0.8 mg/dL
SGPT (ALT) (IFCC without pyridoxal phosphate)	8.7	U/L	0 - 33 U/L
SGOT (AST) (IFCC without pyridoxal 5 phosphate)	16.9	U/L	0 - 32 U/L
Total Protein			
Total Proteins (Biuret Method)	7.2	gm/dl	6.4 - 8.3 gm/dl
Albumin (Bromocresol Green Colorimetric)	4.67	gm/dl	3.97 - 4.95 gm/dl
Globulin	2.53	gm/dl	2.2 - 3.5 gm/dl
A/G Ratio	1.85		0.9 - 2.1

Dr. Manisha Shah
MD (Path & Bact)
Consultant Pathologist
Reg. No. : G-15496

Dr. Jitendra Nayak
MD (Path)
Consultant Pathologist
Reg. No. : G-14786


Dr. Kazumi Gondalia
M.D. (Path)
Consultant Pathologist
Reg. No. : G-21729



CIMS Hospital Private Limited

Plot No 67/1, Opp. Panchamrut Bunglows, Near Shukan Mall, Off Science City Road, Sola, Ahmedabad - 380060, Gujarat
© 1800 309 9999 CIN No. U85110GJ2001PTC039962

Print By : namrataparekh

Print Date/Time : 27/09/2022 11:13:48 Page 1/1


Reg. No : CIMS/A/2022/384156	VisitNo : HC/240922/28 [HCV]
Patient Name : Miss MAITRI MAHESH JOSHI	Age(Y-M-D)/Sex : 30 Y 6 M 11 D. / Female
Referring Doctor : Dr. CIMS DOCTOR	Doctor :
Ward/Room :	Bed :
ORD/240922/426 Lab No : 2022145199 LSN : 920957 (SERUM)	Sample Quality : Normal
Collection Time : 24/09/2022 9:34:36 Arrival : 24/09/2022 9:42:36	Validation Time : 24/09/2022 11:41:09AM

	<u>Result</u>	<u>Unit</u>	<u>Reference Range</u>
Creatinine (Buffered Jaffe Reaction Kinetic Compensated)	0.62	mg/dL	0.5 - 0.9 mg/dL
Estimated GFR	102.63	mL/min/1.73m2	71 - 121 mL/min/1.73m2
Fasting Glucose (Hexokinase)	85	mg/dL	70 - 100 mg/dL
Thyroid Function Test			
TOTAL T3 (T3) * (Electrochemiluminescence Assay)	1.35	ng/ml	0.846 - 2.02 ng/ml
TOTAL T4 (T4) * (Electrochemiluminescence Assay)	7.99	µgm/dl	5.13 - 14.06 µgm/dl
TSH (Electrochemiluminescence Assay)	2.23	µIU/ml	0.27- 4.20 µIU/ml
Uric Acid (Uricase Colorimetric Enzymatic)	3.55	mg/dL	2.4 - 5.7 mg/dL

*** END OF REPORT ***

Dr. Manisha Shah
MD (Path & Bact)
Consultant Pathologist
Reg. No. : G-15496

Dr. Jitendra Nayak
MD (Path)
Consultant Pathologist
Reg. No. : G-14786


Dr. Kazumi Gondalia
M.D. (Path)
Consultant Pathologist
Reg. No. : G-21729



CIMS Hospital Private Limited

Plot No 67/1, Opp. Panchamrut Bungalows, Near Shukan Mall, Off Science City Road, Sola, Ahmedabad - 380060, Gujarat

1800 309 9999 CIN No. U85110GJ2001PTC039962

Print By : namrataparekh

Print Date/Time : 27/09/2022 14:13:47

Page 2 of 2

Reg. No : CIMS/A/2022/384156	VisitNo : HC/240922/28 [HCV]
Patient Name : Miss MAITRI MAHESH JOSHI	Age(Y-M-D)/Sex : 30 Y 6 M 11 D. / Female
Referring Doctor : Dr. CIMS DOCTOR	Doctor :
Ward/Room :	Bed :


ORD/240922/426 Lab No : 2022145200 LSN : 920957 (SERUM) Sample Quality : Normal
Collection Time : 24/09/2022 9:34:36 Arrival : 24/09/2022 9:42:36 Validation Time : 24/09/2022 11:40:29AM

	Result	Unit	Reference Range
BUN * (Ureas with UV)	8.8	mg/dL	6 - 20 mg/dL

*** END OF REPORT ***

Dr. Manisha Shah
MD (Path & Bact)
Consultant Pathologist
Reg. No. : G-15496

Dr. Jitendra Nayak
MD (Path)
Consultant Pathologist
Reg. No. : G-14786


Dr. Kazumi Gondalia
M.D. (Path)
Consultant Pathologist
Reg. No. : G-21729



JCI (ISA)

NABH
OUR ACCREDITATIONS

CIMS Hospital Private Limited

Plot No 67/1, Opp. Panchamrut Bungalows, Near Shukan Mall, Off Science City Road, Sola, Ahmedabad - 380060, Gujarat

© 1800 309 9999 CIN No. U85110GJ2001PTC039962

Print By : namrataparekh

Print Date/Time : 27/09/2022 14:13:55

Page 1 of 1

Reg. No : CIMS/A/2022/384156	VisitNo : HC/240922/28 [HCV]
Patient Name : Miss MAITRI MAHESH JOSHI	Age(Y-M-D)/Sex : 30 Y 6 M 11 D. / Female
Referring Doctor : Dr. CIMS DOCTOR	Doctor :
Ward/Room :	Bed :
ORD/240922/426 Lab No : 2022145201 LSN : 920957 (Urine)	Sample Quality : Normal
Collection Time : 24/09/2022 9:34:36 Arrival : 24/09/2022 9:42:36	Validation Time : 24/09/2022 11:19:49AM

	Result	Unit	Reference Range
Urine R & M			
PHYSICAL EXAMINATION			
Quantity	20 cc		
Colour	Pale Yellow		
Transperancy	Clear		
Reaction (QDS-10 Strip)	6.0		
Sp. Gravity (QDS-10 Strip)	1.020		1.005 - 1.035 .
CHEMICAL EXAMINATION			
U. Albumin (QDS-10 Strip/Manual)	Nil		
U. Glucose (QDS-10 Strip/Manual)	Nil		
U. Acetone (QDS-10 Strip/Manual)	Absent		
BS/BP (QDS-10 Strip/Manual)	Absent		
MICROSCOPIC EXAMINATION			
Pus Cell	4-5	/H.P.F.	/H.P.F.
Red Blood Cell	1-2	/H.P.F.	/H.P.F.
Epithelial Cell	1-2	/H.P.F.	/H.P.F.
Cast	Not Seen	/H.P.F.	/H.P.F.
Crystals	Not Seen		
Amorphous	Absent		
Monilia	Absent		

*** END OF REPORT ***

Manisha Shah

Dr. Manisha Shah
 MD (Path & Bact)
 Consultant Pathologist
 Reg. No. : G-15496

Dr. Jitendra Nayak
 MD (Path)
 Consultant Pathologist
 Reg. No. : G-14786



CIMS Hospital Private Limited

Plot No 67/1, Opp. Panchamrut Bunglows, Near Shukan Mall, Off Science City Road, Sola, Ahmedabad - 380060, Gujarat

© 1800 309 9999 CIN No. U85110GJ2001PTC039962

Print By : namrataparekh


Print Date/Time: 27/09/2022 14:14:04

Page 1 of 1

Reg. No : CIMS/A/2022/384156	VisitNo : HC/240922/28 [HCV]
Patient Name : Miss MAITRI MAHESH JOSHI	Age(Y-M-D)/Sex : 30 Y 6 M 11 D. / Female
Referring Doctor : Dr. CIMS DOCTOR	Doctor :
Ward/Room :	Bed :
ORD/240922/426 Lab No : 2022145199 LSN : 920957 (SERUM)	Sample Quality : Normal
Collection : 24/09/2022 9:34:36AM	Arrival: 24/09/2022 9:46:22 Validation Time 24/09/2022 11:37:45

<u>Lipid Profile (With Direct LDL)</u>	<u>Result</u>	<u>Unit</u>	<u>Reference Range</u>
Type of Sample	: Fasting	.	
Cholesterol <i>(Enzymatic/Colorimetric, Cholesterol Oxidas, Esterase, Peroxidase Gen.2)</i>	: 192.6	mg/dL	Less than 160 mg/dl Excellent Less than 200 mg/dl Desirable 200-239 mg/dl Borderline High 240 mg/dl & over High
Triglyceride <i>(Enzymatic Colorimetric without Glycerol Blank without Serum Blank)</i>	: 111.7	mg/dL	Less than 150 mg/dl Normal 150 - 199 mg/dl Borderline High 200-499 mg/dl High 500 mg/dl or greater Very High
H D L Cholesterol <i>(Direct Mearuse Homogenous Technique Modified Enzymatic Colorimetric Gen. 3)</i>	: 51.9	mg/dL	Less than 40 mg/dl Low 60 mg/dl or above Excellent
L D L Cholesterol (DIRECT) <i>(Homogenous Enzymatic colorimetric Assay)</i>	: 132.9	mg/dL	Less than 80 mg/dl Excellent Less than 100 mg/dl Optimal 100 - 129 mg/dl Near or above optimal 130 - 159 mg/dl Borderline High 160 - 189 mg/dl High 190 mg/dl & above Very High
VLDL Cholesterol <i>(Calculated)</i>	: 22.34	mg/dL	15 - 30 mg%
Cholesterol/HDL Ratio <i>(Calculated)</i>	: 3.71		Normal upto 4.5
LDL/HDL Ratio <i>(Calculated)</i>	: 2.56		Less than 3.5

Remarks :


Dr. Kazumi Gondalia
M.D. (Path)
Consultant Pathologist
Reg. No. : G-21729

Dr. Manisha Shah
 MD (Path & Bact)
 Consultant Pathologist
 Reg. No. : G-15496

Dr. Jitendra Nayak
 MD (Path)
 Consultant Pathologist
 Reg. No. : G-14786



Reg. No : CIMS/A/2022/384156	VisitNo : HC/240922/28 [HCV]
Patient Name : Miss MAITRI MAHESH JOSHI	Age(Y-M-D)/Sex : 30 Y 6 M 11 D. / Female
Referring Doctor : Dr. CIMS DOCTOR	Doctor :
Ward/Room :	Bed :
ORD/240922/426 Lab No : 2022145201 LSN : 920957 (Urine)	Sample Quality : Normal
Collection Time : 24/09/2022 9:34:36 Arrival : 24/09/2022 9:42:36	Validation Time: 24/09/2022 11:19:49AM

	Result	Unit	Reference Range
Urine R & M			
PHYSICAL EXAMINATION			
Quantity	20 cc		
Colour	Pale Yellow		
Transperancy	Clear		
Reaction (QDS-10 Strip)	6.0		
Sp. Gravity (QDS-10 Strip)	1.020		1.005 - 1.035
CHEMICAL EXAMINATION			
U. Albumin (QDS-10 Strip/Manual)	Nil		
U. Glucose (QDS-10 Strip/Manual)	Nil		
U. Acetone (QDS-10 Strip/Manual)	Absent		
BS/BP (QDS-10 Strip/Manual)	Absent		
MICROSCOPIC EXAMINATION			
Pus Cell	4-5	/H.P.F.	/H.P.F.
Red Blood Cell	1-2	/H.P.F.	/H.P.F.
Epithelial Cell	1-2	/H.P.F.	/H.P.F.
Cast	Not Seen		
Crystals	Not Seen		
Amorphous	Absent		
Monilia	Absent		

*** END OF REPORT ***

Manisha Shah

Dr. Manisha Shah
 MD (Path & Bact)
 Consultant Pathologist
 Reg. No. : G-15496

Dr. Jitendra Nayak
 MD (Path)
 Consultant Pathologist
 Reg. No. : G-14786



CIMS Hospital Private Limited

Plot No 67/1, Opp. Panchamrut Bungalows, Near Shukan Mall, Off Science City Road, Sola, Ahmedabad - 380060, Gujarat

© 1800 309 9999 CIN No. U85110GJ2001PTC039962

Print By : namrataparekh

Print Date/Time : 27/09/2022 11:11:10

ECHO Report

Dt : 24/09/2022

Patient Details

Patient ID 318229
Name Miss MAITRI MAHESH JOSHI
Age 30 Years
Gender Female
Blood Group
Referral Doctor

ECHO Identification Detail**Doctor Incharge** Dr. VIPUL KAPOOR**Clinical Status Of Patient****ECHO Code** RP**Finding Description**

1. Normal sized LA, LV, RA, RV.
2. Normal LV systolic function, LVEF: 60%.
3. No RWMA.
4. Normal LV diastolic function.
5. MV: AMVL long and redundant , other cardiac valves are structurally normal.
6. Mild MR, Trivial TR, Trivial PR, No AR.
7. No PAH, RVSP: 27 mmHg.
8. IAS/IVS: Intact.
9. No clot/vegetation/pericardial effusion.
10. No coarctation of aorta.

Dr. VIPUL KAPOOR**CIMS Hospital Private Limited**

Plot No 67/1, Opp. Panchamrut Bungalows, Near Shukan Mall, Off Science City Road, Sela, Ahmedabad - 380060, Gujarat

1800 309 9999 CIN No. U85110GJ2001PTC039962

<http://victory/rptECHO.aspx?DiagnosticTestDetailID=302233&Print=Y>

27/09/2022

Patient's Name :MAITRI MAHESH JOSHI	Age, Sex :30Y/F
Reg. No. (IP/OP):HC-384156	Date :24/09/2022
Referred By Dr. :CIMS	

Plain Skiagram of Chest PA Standing View:
(Serial No-5414)

Respiratory blur.

Both lung fields appear normal.

No evidence of pleural effusion or pneumothorax is seen on either side.

Mediastinal shadow appears normal.

Heart size and aorta appear normal.

Domes of diaphragm appear normal.

Bones under view appears normal.

Kindly correlate clinically.

DR KIRTAN SHAH M.D. RADIOLOGIST
DR DEEPA SHAH M.D., D.M.R.E
DR UMA MEHTA D.M.R.D. F.R.C.R
DR NIMISH SHARMA D.M.R.D. (D.N.B.)
DR RAVINA CHAUHAN M.D. RADIOLOGIST
DR YASH PATEL M.D., D.N.B.
DR SUNALI DESAI MD, DNB, DM, FRCR
CONS. RADIOLOGIST
CONS. RADIOLOGIST
CONS. RADIOLOGIST
CONS. RADIOLOGIST
CONS. RADIOLOGIST
CONS. RADIOLOGIST
NEURORADIOLOGIST

Note: This is only a radiological impression and not the final diagnosis. All diagnostic modalities have their own limitations. Therefore radiological modality report should be interpreted in correlation with clinical and pathological findings.

DUM/NL

FOR RADIOLOGY REPORTS ONLY



JCI (USA)

NABH

OUR ACCREDITATIONS

CIMS Hospital Private Limited

Plot No 67/1, Opp. Panchamrut Bungalows, Near Shukan Mall, Off Science City Road, Sola, Ahmedabad - 380060, Gujarat

© 1800 309 9999 CIN No. U85110GJ2001PTC039962

Patient's Name :MAITRI MAHESH JOSHI	Age, Sex :30Y/F
Reg. No. (IP/OP):HC-384156	Date :24/09/2022
Referred By Dr. :CIMS	

USG OF ABDOMEN & PELVIS

LIVER: Liver is normal in size and echotexture. No evidence of focal SOL or dilatation of IHBR seen. Porta hepatis appear normal.

GALLBLADDER: Gallbladder appeared normal. No calculus or mass lesion seen.

PANCREAS: Visualised pancreas appeared normal in size and echotexture. No focal lesion, mass or pancreatitis.

SPLEEN: Spleen appears normal in size and echotexture.

PARAAORTIC REGION: Aorta grossly appeared normal. No paraaortic lymphnodes seen.

KIDNEYS: Both kidneys appear normal in size, shape and in position. Cortex and collecting system of both kidneys appeared normal. No evidence of calculus or obstructive uropathy on either side. Right kidney: 100x36mm. Left kidney: 104x30mm.

URINARY BLADDER: Bladder appeared normal. No calculus or mass lesion is seen.

UTERUS: Uterus appears normal in size and measures 75x36x51mm. Uterus shows homogenous endometrial and myometrial echotexture. Endometrial thickness appears normal and measures 7mm. No fibroid or GS seen.

OVARIES: Both ovaries are enlarged and shows multiple small nondominant follicles peripherally suggesting polycystic changes
Right ovary: 42x32x20mm with vol.: 14cc. Left ovary: 44x31x16mm with vol.: 11cx.

No adnexal mass lesion seen on either side.
No evidence of free fluid or collection is seen in peritoneal spaces.
Normal small bowel peristalsis noted.

COMMENTS: Appearance suggests

- Polycystic ovaries.

Kindly correlate clinically.

DR KIRTAN SHAH DR DEEPA SHAH DR UMA MEHTA DR NIMISH SHARMA DR RAVINA CHAUHAN DR YASH PATEL DR SUNALI DESAI
M.D. RADIOLOG. M.D., D.M.R.E D.M.R.D. F.R.C.R D.M.R.D. (D.N.B.) M.D. RADIOLOG. M.D., D.N.B. MD, DNB, DM, FRCR
CONS. RADIOLOGIST CONS. RADIOLOGIST CONS. RADIOLOGIST CONS. RADIOLOGIST CONS. RADIOLOGIST CONS. RADIOLOGIST NEURORADIOLOGIST
Note: This is only a radiological impression and not the final diagnosis. All diagnostic modalities have their own limitations.
Therefore radiological modality report should be interpreted in correlation with clinical and pathological findings..

Dum/nl

FOR RADIOLOGY REPORTS ONLY