



TEST REPORT

Reg. No : 2202102306
Name : Seema Parihar
Age/Sex : 35 Years / Female
Ref. By :
Client : MEDIWHEEL WELLNESS

Reg. Date : 23-Feb-2022
Collected On : 23-Feb-2022 09:33
Approved On : 23-Feb-2022 10:14
Printed On : 08-Mar-2022 14:56

<u>Parameter</u>	<u>Result</u>	<u>Unit</u>	<u>Reference Interval</u>
------------------	---------------	-------------	---------------------------

KIDNEY FUNCTION TEST

UREA <i>(Urease & glutamate dehydrogenase)</i>	16.1	mg/dL	10 - 50
Creatinine <i>(Jaffe method)</i>	0.55	mg/dL	0.5 - 1.2
Uric Acid <i>(Enzymatic colorimetric)</i>	3.9	mg/dL	2.5 - 7.0

----- End Of Report -----



TEST REPORT

Reg. No : 2202102306
Name : Seema Parihar
Age/Sex : 35 Years / Female
Ref. By :
Client : MEDIWHEEL WELLNESS

Reg. Date : 23-Feb-2022
Collected On : 23-Feb-2022 09:33
Approved On : 23-Feb-2022 10:12
Printed On : 08-Mar-2022 14:56

Parameter	Result	Unit	Reference Interval
-----------	--------	------	--------------------

COMPLETE BLOOD COUNT (CBC)

SPECIMEN: EDTA BLOOD

Hemoglobin	12.5	g/dL	12.0 - 15.0
RBC Count	3.73	million/cmm	3.8 - 4.8
Hematocrit (PCV)	33.7	%	40 - 54
MCH	33.5	Pg	27 - 32
MCV	90.3	fL	83 - 101
MCHC	37.1	%	31.5 - 34.5
RDW	12.4	%	11.5 - 14.5
WBC Count	5060	/cmm	4000 - 11000

DIFFERENTIAL WBC COUNT (Flow cytometry)


Neutrophils (%)	63	%	38 - 70
Lymphocytes (%)	28	%	20 - 40
Monocytes (%)	05	%	2 - 8
Eosinophils (%)	04	%	0 - 6
Basophils (%)	00	%	0 - 2
Neutrophils	3188	/cmm	
Lymphocytes	1417	/cmm	
Monocytes	253	/cmm	
Eosinophils	202	/cmm	
Basophils	0	/cmm	
Platelet Count (Flow cytometry)	209000	/cmm	150000 - 450000
MPV	10.0	fL	7.5 - 11.5

ERYTHROCYTE SEDIMENTATION RATE

ESR (After 1 hour)	16	mm/hr	0 - 21
--------------------	----	-------	--------

Modified Westergren Method

----- End Of Report -----





TEST REPORT

Reg. No : 2202102306
Name : Seema Parihar
Age/Sex : 35 Years / Female
Ref. By :
Client : MEDIWHEEL WELLNESS

Reg. Date : 23-Feb-2022
Collected On : 23-Feb-2022 09:33
Approved On : 23-Feb-2022 10:12
Printed On : 08-Mar-2022 14:56

Parameter


Result

BLOOD GROUP & RH

Specimen: EDTA and Serum; Method: Haemagglutination

ABO : 'A'
Rh (D) : Positive

----- End Of Report -----





TEST REPORT

Reg. No : 2202102306
Name : Seema Parihar
Age/Sex : 35 Years / Female
Ref. By :
Client : MEDIWHEEL WELLNESS

Reg. Date : 23-Feb-2022
Collected On : 23-Feb-2022 09:33
Approved On : 26-Feb-2022 13:09
Printed On : 08-Mar-2022 14:56

<u>Parameter</u>	<u>Result</u>	<u>Unit</u>	<u>Reference Interval</u>
------------------	---------------	-------------	---------------------------

PLASMA GLUCOSE

Fasting Blood Sugar (FBS) <i>Hexokinase Method</i>	80.5	mg/dL	70 - 110
---	------	-------	----------

Post Prandial Blood Sugar (PPBS) <i>Hexokinase Method</i>	99.4	mg/dL	70 - 140
--	------	-------	----------

Criteria for the diagnosis of diabetes 1. HbA1c \geq 6.5 *

Or

2. Fasting plasma glucose $>$ 126 gm/dL. Fasting is defined as no caloric intake at least for 8 hrs.

Or

3. Two hour plasma glucose \geq 200mg/dL during an oral glucose tolerance test by using a glucose load containing equivalent of 75 gm anhydrous glucose dissolved in water.

Or

4. In a patient with classic symptoms of hyperglycemia or hyperglycemic crisis, a random plasma glucose \geq 200 mg/dL.

*In the absence of unequivocal hyperglycemia, criteria 1-3 should be confirmed by repeat testing.

American diabetes association. Standards of medical care in diabetes 2011. Diabetes care 2011;34;S11.

----- End Of Report -----



TEST REPORT

Reg. No : 2202102306
Name : Seema Parihar
Age/Sex : 35 Years / Female
Ref. By :
Client : MEDIWHEEL WELLNESS

Reg. Date : 23-Feb-2022
Collected On : 23-Feb-2022 09:33
Approved On : 23-Feb-2022 10:14
Printed On : 08-Mar-2022 14:56

Parameter	Result	Unit	Reference Interval
LIPID PROFILE			
Cholesterol <i>(Enzymatic colorimetric)</i>	132.3	mg/dL	Desirable : < 200.0 Borderline High : 200-239 High : > 240.0
Triglyceride <i>(Enzymatic colorimetric)</i>	61.2	mg/dL	Normal : < 150.0 Borderline : 150-199 High : 200-499 Very High : > 500.0
VLDL <i>Calculated</i>	12.24	mg/dL	15 - 35
LDL CHOLESTEROL	76.66	mg/dL	Optimal : < 100.0 Near / above optimal : 100-129 Borderline High : 130-159 High : 160-189 Very High : >190.0
HDL Cholesterol <i>Homogeneous enzymatic colorimetric</i>	43.4	mg/dL	30 - 85
Cholesterol /HDL Ratio <i>Calculated</i>	3.05		0 - 5.0
LDL / HDL RATIO <i>Calculated</i>	1.77		0 - 3.5



TEST REPORT

Reg. No : 2202102306
Name : Seema Parihar
Age/Sex : 35 Years / Female
Ref. By :
Client : MEDIWHEEL WELLNESS

Reg. Date : 23-Feb-2022
Collected On : 23-Feb-2022 09:33
Approved On : 23-Feb-2022 10:14
Printed On : 08-Mar-2022 14:56


Parameter	Result	Unit	Reference Interval
-----------	--------	------	--------------------

NEW ATP III GUIDELINES (MAY 2001), MODIFICATION OF NCEP<?xml:namespace prefix = "o" ns = "urn:schemas-microsoft-com:office:office" />

LDL CHOLESTEROL
CHOLESTEROL
HDL CHOLESTEROL
TRIGLYCERIDES
Optimal<100
Desirable<200
Low<40
Normal<150
Near Optimal 100-129
Border Line 200-239
High >60
Border High 150-199
Borderline 130-159
High >240
-
High 200-499
High 160-189
-
-
-

- LDL Cholesterol level is primary goal for treatment and varies with risk category and assesment
 - For LDL Cholesterol level Please consider direct LDL value
- Risk assessment from HDL and Triglyceride has been revised. Also LDL goals have changed.
- Detail test interpreation available from the lab
 - All tests are done according to NCEP guidelines and with FDA approved kits.
 - LDL Cholesterol level is primary goal for treatment and varies with risk category and assesment
- # For test performed on specimens received or collected from non-KSHIPRA locations, it is presumed that the specimen belongs to the patient named or identified as labeled on the container/test request and such verification has been carried out at the point generation of the said specimen by the sender.
KSHIPRA will be responsible Only for the analytical part of test carried out. All other responsibility will be of referring Laboratory.
. All other responsibility will be of referring Laboratory.

----- End Of Report -----





TEST REPORT

Reg. No : 2202102306
Name : Seema Parihar
Age/Sex : 35 Years / Female
Ref. By :
Client : MEDIWHEEL WELLNESS

Reg. Date : 23-Feb-2022
Collected On : 23-Feb-2022 09:33
Approved On : 23-Feb-2022 10:14
Printed On : 08-Mar-2022 14:56

<u>Parameter</u>	<u>Result</u>	<u>Unit</u>	<u>Reference Interval</u>
LIVER FUNCTION TEST			
Total Bilirubin <i>Colorimetric diazo method</i>	0.50	mg/dL	0.20 - 1.0
Conjugated Bilirubin <i>Sulph acid dpl/caff-benz</i>	0.25	mg/dL	0.0 - 0.3
Unconjugated Bilirubin <i>Sulph acid dpl/caff-benz</i>	0.25	mg/dL	0.0 - 1.1
SGOT <i>(Enzymatic)</i>	25.9	U/L	0 - 31
SGPT <i>(Enzymatic)</i>	18.8	U/L	0 - 31
Alakaline Phosphatase <i>(Colorimetric standardized method)</i>	63.9	U/L	42 - 141
<u>Protien with ratio</u>			
Total Protein <i>(Colorimetric standardized method)</i>	7.3	g/dL	6.5 - 8.7
Albumin <i>(Colorimetric standardized method)</i>	5.0	mg/dL	3.5 - 4.94
Globulin <i>Calculated</i>	2.30	g/dL	2.3 - 3.5
A/G Ratio <i>Calculated</i>	2.17		0.8 - 2.0

----- End Of Report -----



TEST REPORT

Reg. No : 2202102306
Name : Seema Parihar
Age/Sex : 35 Years / Female
Ref. By :
Client : MEDIWHEEL WELLNESS

Reg. Date : 23-Feb-2022
Collected On : 23-Feb-2022 09:33
Approved On : 23-Feb-2022 10:14
Printed On : 08-Mar-2022 14:56

<u>Parameter</u>	<u>Result</u>	<u>Unit</u>	<u>Reference Interval</u>
------------------	---------------	-------------	---------------------------

HEMOGLOBIN A1 C ESTIMATION

Specimen: Blood EDTA

Hb A1C <i>Boronate Affinity with Fluorescent Quenching</i>	5.2	% of Total Hb	Poor Control : > 7.0 % Good Control : 6.2-7.0 % Non-diabetic Level : 4.3-6.2 %
Mean Blood Glucose <i>Calculated</i>	107.82	mg/dL	

Degree of Glucose Control Normal Range:

Poor Control >7.0% *

Good Control 6.0 - 7.0 %**Non-diabetic level < 6.0 %

* High risk of developing long term complication such as retinopathy, nephropathy, neuropathy, cardiopathy, etc.

* Some danger of hypoglycemic reaction in Type I diabetics.

* Some glucose intolerant individuals and "subclinical" diabetics may demonstrate HbA1c levels in this area.

EXPLANATION :-

*Total haemoglobin A1 c is continuously synthesised in the red blood cell through its 120 days life span. The concentration of HbA1c in the cell reflects the average blood glucose concentration it encounters.

*The level of HbA1c increases proportionately in patients with uncontrolled diabetes. It reflects the average blood glucose concentration over an extended time period and remains unaffected by short-term fluctuations in blood glucose levels.

*The measurement of HbA1c can serve as a convenient test for evaluating the adequacy of diabetic control and in preventing various diabetic complications. Because the average half life of a red blood cell is sixty days, HbA1c has been accepted as a measurement which reflects the mean daily blood glucose concentration, better than fasting blood glucose determination, and the degree of carbohydrate imbalance over the preceding two months.

*It may also provide a better index of control of the diabetic patient without resorting to glucose loading procedures.

HbA1c assay Interferences:

*Erroneous values might be obtained from samples with abnormally elevated quantities of other Haemoglobins as a result of either their simultaneous elution with HbA1c(HbF) or differences in their glycation from that of HbA(HbS)

----- End Of Report -----



TEST REPORT

Reg. No : 2202102306
Name : Seema Parihar
Age/Sex : 35 Years / Female
Ref. By :
Client : MEDIWHEEL WELLNESS

Reg. Date : 23-Feb-2022
Collected On : 23-Feb-2022 09:33
Approved On : 23-Feb-2022 11:00
Printed On : 08-Mar-2022 14:56


Parameter	Result	Unit	Reference Interval
-----------	--------	------	--------------------

THYROID FUNCTION TEST

T3 (Triiodothyronine) <i>Chemiluminescence</i>	1.06	ng/mL	0.87 - 1.78
T4 (Thyroxine) <i>Chemiluminescence</i>	10.09	µg/dL	5.89 - 14.9
TSH (ultra sensitive) <i>Chemiluminescence</i>	2.126	µIU/ml	0.34 - 5.6

SUMMARY The hypophyseal release of TSH (thyrotropic hormone) is the central regulating mechanism for the biological action of thyroid hormones. TSH is a very sensitive and specific parameter for assessing thyroid function and is particularly suitable for early detection or exclusion of disorders in the central regulating circuit between the hypothalamus, pituitary and thyroid. **LIMITATION** Presence of autoantibodies may cause unexpected high value of TSH

----- End Of Report -----





TEST REPORT

Reg. No : 2202102306
Name : Seema Parihar
Age/Sex : 35 Years / Female
Ref. By :
Client : MEDIWHEEL WELLNESS

Reg. Date : 23-Feb-2022
Collected On : 23-Feb-2022 09:33
Approved On : 23-Feb-2022 11:01
Printed On : 08-Mar-2022 14:56

Parameter	Result	Unit	Reference Interval
-----------	--------	------	--------------------

URINE ROUTINE EXAMINATION

PHYSICAL EXAMINATION

Quantity : 20 cc
Colour : Pale Yellow
Appearance : Clear

CHEMICAL EXAMINATION (BY REFLECTANCE PHOTOMETRIC METHOD)

pH	6.0	5.0 - 8.0
Sp. Gravity	1.010	1.002 - 1.03
Protein	Nil	
Glucose	Nil	
Ketone Bodies	Nil	
Urine Bile salt and Bile Pigment	Nil	
Urine Bilirubin	Nil	
Nitrite	Nil	
Leucocytes	Nil	
Blood	Nil	

MICROSCOPIC EXAMINATION (MANUAL BY MCIROSCOPY)

Leucocytes (Pus Cells)	4 - 5/hpf
Erythrocytes (Red Cells)	2 - 3/hpf
Epithelial Cells	1-2/hpf
Amorphous Material	Nil
Casts	Nil
Crystals	Nil
Bacteria	Nil
Monilia	Nil

----- End Of Report -----