

नामांकन क्रम / Enrollment No 1093/43012/08792

To,  
सोमेश चौधरी  
Somesh Chaudhary  
S/O Kailash Prasad  
E-11, C. I. D. Colony  
MAHANAGAR  
Lucknow  
Uttar Pradesh 226006

23/01/2012

Ref: 29478 / 18B / 166676 / 166757 / P



UE067502582IN



आपका आधार क्रमांक / Your Aadhaar No. :

**3805 8233 9165**

आधार — आम आदमी का अधिकार



भारत सरकार  
GOVERNMENT OF INDIA



सोमेश चौधरी  
Somesh Chaudhary  
जन्म वर्ष / Year of Birth : 1992  
पुरुष / Male



**3805 8233 9165**

आधार — आम आदमी का अधिकार



*Handwritten signature*  
01/10/2023  
8400480007


*For health  
checkup*

**Health Check up Booking Re Schedule Request(bobE46233),Package Code-PKG10000238, Beneficiary Code-24906**


1 message

Mediwheel <wellness@mediwheel.in>  
To: appointment.chcl@gmail.com  
Cc: customercare@mediwheel.in

29 September 2023 at 13:03



**Mediwheel**  
...Your wellness partner



**011-41195959**  
Email:wellness@mediwheel.in


Dear **Chandan Healthcare Limited,**  
Diagnostic/Hospital Location :**Indradeep Comlex, Sanjay Gandhi Puram, City: Lucknow**  
We regret to state that following request for Health check up appointment has been Re Scheduled by you. Please let us know if request had not been Re Schedule from your end. We will ask the user to make a fresh request for the same.

**Booking Code** : bobE46233  
**Appointment Date** : 01-10-2023  
**Appointment Time** : 8:00am-8:00am  
**Beneficiary Name** : MR. CHAUDHARY SOMESH  
**Package Name** : Full Body Health Checkup Male Below 40  
**Member Age** : 28  
**Member Relation** : Employee  
**Member Gender** : Male

**Address of Diagnostic/Hospital** : Indradeep Comlex, Sanjay Gandhi Puram  
**City** : Lucknow  
**State** : Uttar Pradesh  
**Pincode** : 226016  
**Contact Details** : 8400480007  
**Email** : appointment.chcl@gmail.com

Please login to your account to confirm the same. Also you mail us for confirmation.

© 2023-2024, Arcofemi Healthcare Limited.



1/10/23  
PC-26B



# CHANDAN DIAGNOSTIC CENTRE

Add: Indra Deep Complex, Sanjay Gandhi Puram, Faizabad Road, Indira Nagar  
Ph: 7706041643,7706041644  
CIN : U85196UP1992PLC014075



Patient Name	: Mr.SOMESH CHAUDHARY	Registered On	: 01/Oct/2023 09:33:18
Age/Gender	: 31 Y 1 M 0 D /M	Collected	: 01/Oct/2023 09:40:16
UHID/MR NO	: IDCD.0000186758	Received	: 01/Oct/2023 10:20:55
Visit ID	: IDCD0289222324	Reported	: 01/Oct/2023 14:40:03
Ref Doctor	: Dr.Mediwheel - Arcofemi Health Care Ltd.	Status	: Final Report

## DEPARTMENT OF HAEMATOLOGY

### MEDIWHEEL BANK OF BARODA MALE & FEMALE BELOW 40 YRS

Test Name	Result	Unit	Bio. Ref. Interval	Method
-----------	--------	------	--------------------	--------

#### Blood Group (ABO & Rh typing) \* , Blood

Blood Group	A			ERYTHROCYTE MAGNETIZED TECHNOLOGY / TUBE AGGLUTINA
Rh ( Anti-D)	POSITIVE			ERYTHROCYTE MAGNETIZED TECHNOLOGY / TUBE AGGLUTINA

#### Complete Blood Count (CBC) \* , Whole Blood

Haemoglobin	15.60	g/dl	1 Day- 14.5-22.5 g/dl 1 Wk- 13.5-19.5 g/dl 1 Mo- 10.0-18.0 g/dl 3-6 Mo- 9.5-13.5 g/dl 0.5-2 Yr- 10.5-13.5 g/dl 2-6 Yr- 11.5-15.5 g/dl 6-12 Yr- 11.5-15.5 g/dl 12-18 Yr 13.0-16.0 g/dl Male- 13.5-17.5 g/dl Female- 12.0-15.5 g/dl	
TLC (WBC)	6,000.00	/Cu mm	4000-10000	ELECTRONIC IMPEDANCE
<u>DLC</u>				
Polymorphs (Neutrophils )	65.00	%	55-70	ELECTRONIC IMPEDANCE
Lymphocytes	25.00	%	25-40	ELECTRONIC IMPEDANCE
Monocytes	5.00	%	3-5	ELECTRONIC IMPEDANCE
Eosinophils	5.00	%	1-6	ELECTRONIC IMPEDANCE
Basophils	0.00	%	<1	ELECTRONIC IMPEDANCE
<u>ESR</u>				
Observed	6.00	Mm for 1st hr.		
Corrected	NR	Mm for 1st hr.	<9	
PCV (HCT)	47.00	%	40-54	
Platelet count				
Platelet Count	2.60	LACS/cu mm	1.5-4.0	ELECTRONIC IMPEDANCE/MICROSCOPIC
PDW (Platelet Distribution width)	16.30	fL	9-17	ELECTRONIC IMPEDANCE
P-LCR (Platelet Large Cell Ratio)	48.20	%	35-60	ELECTRONIC IMPEDANCE





# CHANDAN DIAGNOSTIC CENTRE

Add: Indra Deep Complex, Sanjay Gandhi Puram, Faizabad Road, Indira Nagar  
Ph: 7706041643, 7706041644  
CIN : U85196UP1992PLC014075



Patient Name	: Mr.SOMESH CHAUDHARY	Registered On	: 01/Oct/2023 09:33:18
Age/Gender	: 31 Y 1 M 0 D /M	Collected	: 01/Oct/2023 09:40:16
UHID/MR NO	: IDCD.0000186758	Received	: 01/Oct/2023 10:20:55
Visit ID	: IDCD0289222324	Reported	: 01/Oct/2023 14:40:03
Ref Doctor	: Dr.Mediwheel - Arcofemi Health Care Ltd.	Status	: Final Report

## DEPARTMENT OF HAEMATOLOGY

### MEDIWHEEL BANK OF BARODA MALE & FEMALE BELOW 40 YRS

Test Name	Result	Unit	Bio. Ref. Interval	Method
PCT (Platelet Hematocrit)	0.29	%	0.108-0.282	ELECTRONIC IMPEDANCE
MPV (Mean Platelet Volume)	13.10	fL	6.5-12.0	ELECTRONIC IMPEDANCE
RBCCount				
RBC Count	4.74	Mill./cu mm	4.2-5.5	ELECTRONIC IMPEDANCE
Blood Indices (MCV, MCH, MCHC)				
MCV	97.50	fL	80-100	CALCULATED PARAMETER
MCH	32.60	pg	28-35	CALCULATED PARAMETER
MCHC	33.40	%	30-38	CALCULATED PARAMETER
RDW-CV	14.20	%	11-16	ELECTRONIC IMPEDANCE
RDW-SD	52.40	fL	35-60	ELECTRONIC IMPEDANCE
Absolute Neutrophils Count	3,900.00	/cu mm	3000-7000	
Absolute Eosinophils Count (AEC)	300.00	/cu mm	40-440	

Dr. Shoaib Irfan (MBBS, MD, PDCC)





# CHANDAN DIAGNOSTIC CENTRE

Add: Indra Deep Complex, Sanjay Gandhi Puram, Faizabad Road, Indira Nagar  
Ph: 7706041643,7706041644  
CIN : U85196UP1992PLC014075



Patient Name	: Mr.SOMESH CHAUDHARY	Registered On	: 01/Oct/2023 09:33:19
Age/Gender	: 31 Y 1 M 0 D /M	Collected	: 01/Oct/2023 12:59:42
UHID/MR NO	: IDCD.0000186758	Received	: 01/Oct/2023 14:55:20
Visit ID	: IDCD0289222324	Reported	: 01/Oct/2023 15:34:40
Ref Doctor	: Dr.Mediwheel - Arcofemi Health Care Ltd.	Status	: Final Report

## DEPARTMENT OF BIOCHEMISTRY

### MEDIWHEEL BANK OF BARODA MALE & FEMALE BELOW 40 YRS

Test Name	Result	Unit	Bio. Ref. Interval	Method
-----------	--------	------	--------------------	--------

#### GLUCOSE FASTING , Plasma

Glucose Fasting	101.70	mg/dl	< 100 Normal 100-125 Pre-diabetes ≥ 126 Diabetes	GOD POD
-----------------	--------	-------	--	---------

#### Interpretation:

- Kindly correlate clinically with intake of hypoglycemic agents, drug dosage variations and other drug interactions.
- A negative test result only shows that the person does not have diabetes at the time of testing. It does not mean that the person will never get diabetes in future, which is why an Annual Health Check up is essential.
- I.G.T = Impaired Glucose Tolerance.

Glucose PP Sample: Plasma After Meal	140.50	mg/dl	<140 Normal 140-199 Pre-diabetes >200 Diabetes	GOD POD
---	--------	-------	--	---------

#### Interpretation:

- Kindly correlate clinically with intake of hypoglycemic agents, drug dosage variations and other drug interactions.
- A negative test result only shows that the person does not have diabetes at the time of testing. It does not mean that the person will never get diabetes in future, which is why an Annual Health Check up is essential.
- I.G.T = Impaired Glucose Tolerance.

Dr. Shoaib Irfan (MBBS, MD, PDCC)





# CHANDAN DIAGNOSTIC CENTRE

Add: Indra Deep Complex, Sanjay Gandhi Puram, Faizabad Road, Indira Nagar  
Ph: 7706041643,7706041644  
CIN : U85196UP1992PLC014075



Patient Name	: Mr.SOMESH CHAUDHARY	Registered On	: 01/Oct/2023 09:33:19
Age/Gender	: 31 Y 1 M 0 D /M	Collected	: 01/Oct/2023 09:40:16
UHID/MR NO	: IDCD.0000186758	Received	: 01/Oct/2023 11:28:36
Visit ID	: IDCD0289222324	Reported	: 01/Oct/2023 14:51:31
Ref Doctor	: Dr.Mediwheel - Arcofemi Health Care Ltd.	Status	: Final Report

## DEPARTMENT OF BIOCHEMISTRY

### MEDIWHEEL BANK OF BARODA MALE & FEMALE BELOW 40 YRS

Test Name	Result	Unit	Bio. Ref. Interval	Method
-----------	--------	------	--------------------	--------

#### GLYCOSYLATED HAEMOGLOBIN (HbA1C) \*\* , EDTA BLOOD

Glycosylated Haemoglobin (HbA1c)	5.20	% NGSP		HPLC (NGSP)
Glycosylated Haemoglobin (HbA1c)	33.00	mmol/mol/IFCC		
Estimated Average Glucose (eAG)	102	mg/dl		

#### Interpretation:

##### NOTE:-

- eAG is directly related to A1c.
- An A1c of 7% -the goal for most people with diabetes-is the equivalent of an eAG of 154 mg/dl.
- eAG may help facilitate a better understanding of actual daily control helping you and your health care provider to make necessary changes to your diet and physical activity to improve overall diabetes management.

The following ranges may be used for interpretation of results. However, factors such as duration of diabetes, adherence to therapy and the age of the patient should also be considered in assessing the degree of blood glucose control.

Haemoglobin A1C (%)NGSP	mmol/mol / IFCC Unit	eAG (mg/dl)	Degree of Glucose Control Unit
> 8	>63.9	>183	Action Suggested*
7-8	53.0 -63.9	154-183	Fair Control
< 7	<63.9	<154	Goal**
6-7	42.1 -63.9	126-154	Near-normal glycemia
< 6%	<42.1	<126	Non-diabetic level

\*High risk of developing long term complications such as Retinopathy, Nephropathy, Neuropathy, Cardiopathy, etc.

\*\*Some danger of hypoglycemic reaction in Type 1diabetics. Some glucose intolerant individuals and "subclinical" diabetics may demonstrate HbA1C levels in this area.

N.B. : Test carried out on Automated VARIANT II TURBO HPLC Analyser.

#### Clinical Implications:

\*Values are frequently increased in persons with poorly controlled or newly diagnosed diabetes.

\*With optimal control, the HbA 1c moves toward normal levels.

\*A diabetic patient who recently comes under good control may still show higher concentrations of glycosylated hemoglobin. This level declines gradually over several months as nearly normal glycosylated \*Increases in glycosylated hemoglobin occur in the following non-diabetic conditions: a. Iron-deficiency anemia b. Splenectomy





# CHANDAN DIAGNOSTIC CENTRE

Add: Indra Deep Complex, Sanjay Gandhi Puram, Faizabad Road, Indira Nagar  
Ph: 7706041643, 7706041644  
CIN : U85196UP1992PLC014075



Patient Name	: Mr.SOMESH CHAUDHARY	Registered On	: 01/Oct/2023 09:33:19
Age/Gender	: 31 Y 1 M 0 D /M	Collected	: 01/Oct/2023 09:40:16
UHID/MR NO	: IDCD.0000186758	Received	: 01/Oct/2023 11:28:36
Visit ID	: IDCD0289222324	Reported	: 01/Oct/2023 14:51:31
Ref Doctor	: Dr.Mediwheel - Arcofemi Health Care Ltd.	Status	: Final Report

## DEPARTMENT OF BIOCHEMISTRY

### MEDIWHEEL BANK OF BARODA MALE & FEMALE BELOW 40 YRS

Test Name	Result	Unit	Bio. Ref. Interval	Method
-----------	--------	------	--------------------	--------

c. Alcohol toxicity d. Lead toxicity


\*Decreases in A 1c occur in the following non-diabetic conditions: a. Hemolytic anemia b. chronic blood loss

\*Pregnancy d. chronic renal failure. Interfering Factors:

\*Presence of Hb F and H causes falsely elevated values. 2. Presence of Hb S, C, E, D, G, and Lepore (autosomal recessive mutation resulting in a hemoglobinopathy) causes falsely decreased values.



**Dr. Anupam Singh (MBBS MD Pathology)**





# CHANDAN DIAGNOSTIC CENTRE

Add: Indra Deep Complex, Sanjay Gandhi Puram, Faizabad Road, Indira Nagar  
Ph: 7706041643,7706041644  
CIN : U85196UP1992PLC014075



Patient Name	: Mr.SOMESH CHAUDHARY	Registered On	: 01/Oct/2023 09:33:19
Age/Gender	: 31 Y 1 M 0 D /M	Collected	: 01/Oct/2023 09:40:16
UHID/MR NO	: IDCD.0000186758	Received	: 01/Oct/2023 12:35:05
Visit ID	: IDCD0289222324	Reported	: 01/Oct/2023 14:40:20
Ref Doctor	: Dr.Mediwheel - Arcofemi Health Care Ltd.	Status	: Final Report

## DEPARTMENT OF BIOCHEMISTRY

### MEDIWHEEL BANK OF BARODA MALE & FEMALE BELOW 40 YRS

Test Name	Result	Unit	Bio. Ref. Interval	Method
BUN (Blood Urea Nitrogen) <i>Sample:Serum</i>	7.43	mg/dL	7.0-23.0	CALCULATED
Creatinine <i>Sample:Serum</i>	0.97	mg/dl	0.5-1.30 Spot Urine-Male- 20-275 Female-20-320	MODIFIED JAFFES
Uric Acid <i>Sample:Serum</i>	7.63	mg/dl	3.4-7.0	URICASE
<b>LFT (WITH GAMMA GT) * , Serum</b>				
SGOT / Aspartate Aminotransferase (AST)	32.80	U/L	< 35	IFCC WITHOUT P5P
SGPT / Alanine Aminotransferase (ALT)	34.80	U/L	< 40	IFCC WITHOUT P5P
Gamma GT (GGT)	29.70	IU/L	11-50	OPTIMIZED SZAIZING
Protein	6.83	gm/dl	6.2-8.0	BIURET
Albumin	4.54	gm/dl	3.4-5.4	B.C.G.
Globulin	2.29	gm/dl	1.8-3.6	CALCULATED
A:G Ratio	1.98		1.1-2.0	CALCULATED
Alkaline Phosphatase (Total)	129.23	U/L	42.0-165.0	IFCC METHOD
Bilirubin (Total)	0.68	mg/dl	0.3-1.2	JENDRASSIK & GROF
Bilirubin (Direct)	0.25	mg/dl	< 0.30	JENDRASSIK & GROF
Bilirubin (Indirect)	0.43	mg/dl	< 0.8	JENDRASSIK & GROF
<b>LIPID PROFILE ( MINI ) , Serum</b>				
Cholesterol (Total)	171.00	mg/dl	<200 Desirable 200-239 Borderline High > 240 High	CHOD-PAP
HDL Cholesterol (Good Cholesterol)	51.90	mg/dl	30-70	DIRECT ENZYMATIC
LDL Cholesterol (Bad Cholesterol)	93	mg/dl	< 100 Optimal 100-129 Nr. Optimal/Above Optimal 130-159 Borderline High 160-189 High > 190 Very High	CALCULATED
VLDL	26.06	mg/dl	10-33	CALCULATED
Triglycerides	130.30	mg/dl	< 150 Normal 150-199 Borderline High 200-499 High >500 Very High	GPO-PAP







# CHANDAN DIAGNOSTIC CENTRE

Add: Indra Deep Complex, Sanjay Gandhi Puram, Faizabad Road, Indira Nagar

Ph: 7706041643, 7706041644

CIN : U85196UP1992PLC014075



Patient Name	: Mr.SOMESH CHAUDHARY	Registered On	: 01/Oct/2023 09:33:19
Age/Gender	: 31 Y 1 M 0 D /M	Collected	: 01/Oct/2023 09:40:16
UHID/MR NO	: IDCD.0000186758	Received	: 01/Oct/2023 12:35:05
Visit ID	: IDCD0289222324	Reported	: 01/Oct/2023 14:40:20
Ref Doctor	: Dr.Mediwheel - Arcofemi Health Care Ltd.	Status	: Final Report

## DEPARTMENT OF BIOCHEMISTRY

### MEDIWHEEL BANK OF BARODA MALE & FEMALE BELOW 40 YRS

Test Name	Result	Unit	Bio. Ref. Interval	Method
-----------	--------	------	--------------------	--------



Dr. Shoaib Irfan (MBBS, MD, PDCC)





# CHANDAN DIAGNOSTIC CENTRE

Add: Indra Deep Complex, Sanjay Gandhi Puram, Faizabad Road, Indira Nagar  
Ph: 7706041643,7706041644  
CIN : U85196UP1992PLC014075



Patient Name	: Mr.SOMESH CHAUDHARY	Registered On	: 01/Oct/2023 09:33:19
Age/Gender	: 31 Y 1 M 0 D /M	Collected	: 01/Oct/2023 14:31:20
UHID/MR NO	: IDCD.0000186758	Received	: 01/Oct/2023 14:46:27
Visit ID	: IDCD0289222324	Reported	: 01/Oct/2023 15:26:04
Ref Doctor	: Dr.Mediwheel - Arcofemi Health Care Ltd.	Status	: Final Report

## DEPARTMENT OF CLINICAL PATHOLOGY

### MEDIWHEEL BANK OF BARODA MALE & FEMALE BELOW 40 YRS

Test Name	Result	Unit	Bio. Ref. Interval	Method
-----------	--------	------	--------------------	--------

#### URINE EXAMINATION, ROUTINE \* , Urine

Color	PALE YELLOW			
Specific Gravity	1.010			
Reaction PH	Acidic ( 6.0 )			DIPSTICK
Protein	ABSENT	mg %	< 10 Absent 10-40 (+) 40-200 (++) 200-500 (+++) > 500 (++++)	DIPSTICK
Sugar	ABSENT	gms%	< 0.5 (+) 0.5-1.0 (++) 1-2 (+++) > 2 (++++)	DIPSTICK
Ketone	ABSENT	mg/dl	0.1-3.0	BIOCHEMISTRY
Bile Salts	ABSENT			
Bile Pigments	ABSENT			
Urobilinogen(1:20 dilution)	ABSENT			
Microscopic Examination:				
Epithelial cells	1-2/h.p.f			MICROSCOPIC EXAMINATION
Pus cells	0-1/h.p.f			
RBCs	ABSENT			MICROSCOPIC EXAMINATION
Cast	ABSENT			
Crystals	ABSENT			MICROSCOPIC EXAMINATION
Others	ABSENT			

#### STOOL, ROUTINE EXAMINATION \* , Stool

Color	BROWNISH
Consistency	SEMI SOLID
Reaction (PH)	Acidic ( 6.0 )
Mucus	ABSENT
Blood	ABSENT
Worm	ABSENT
Pus cells	ABSENT
RBCs	ABSENT





# CHANDAN DIAGNOSTIC CENTRE

Add: Indra Deep Complex, Sanjay Gandhi Puram, Faizabad Road, Indira Nagar  
Ph: 7706041643, 7706041644  
CIN : U85196UP1992PLC014075



Patient Name	: Mr.SOMESH CHAUDHARY	Registered On	: 01/Oct/2023 09:33:19
Age/Gender	: 31 Y 1 M 0 D /M	Collected	: 01/Oct/2023 14:31:20
UHID/MR NO	: IDCD.0000186758	Received	: 01/Oct/2023 14:46:27
Visit ID	: IDCD0289222324	Reported	: 01/Oct/2023 15:26:04
Ref Doctor	: Dr.Mediwheel - Arcofemi Health Care Ltd.	Status	: Final Report

## DEPARTMENT OF CLINICAL PATHOLOGY

### MEDIWHEEL BANK OF BARODA MALE & FEMALE BELOW 40 YRS

Test Name	Result	Unit	Bio. Ref. Interval	Method
Ova	ABSENT			
Cysts	ABSENT			
Others	ABSENT			

#### SUGAR, FASTING STAGE\* , Urine

Sugar, Fasting stage ABSENT gms%

#### Interpretation:

- (+) < 0.5
- (++) 0.5-1.0
- (+++) 1-2
- (++++) > 2

#### SUGAR, PP STAGE\* , Urine

Sugar, PP Stage ABSENT

#### Interpretation:

- (+) < 0.5 gms%
- (++) 0.5-1.0 gms%
- (+++) 1-2 gms%
- (++++) > 2 gms%

Dr. Shoaib Irfan (MBBS, MD, PDCC)





# CHANDAN DIAGNOSTIC CENTRE

Add: Indra Deep Complex, Sanjay Gandhi Puram, Faizabad Road, Indira Nagar  
Ph: 7706041643, 7706041644  
CIN : U85196UP1992PLC014075



Patient Name	: Mr.SOMESH CHAUDHARY	Registered On	: 01/Oct/2023 09:33:19
Age/Gender	: 31 Y 1 M 0 D /M	Collected	: 01/Oct/2023 09:40:16
UHID/MR NO	: IDCD.0000186758	Received	: 01/Oct/2023 11:05:05
Visit ID	: IDCD0289222324	Reported	: 01/Oct/2023 12:28:38
Ref Doctor	: Dr.Mediwheel - Arcofemi Health Care Ltd.	Status	: Final Report

## DEPARTMENT OF IMMUNOLOGY

### MEDIWHEEL BANK OF BARODA MALE & FEMALE BELOW 40 YRS

Test Name	Result	Unit	Bio. Ref. Interval	Method
-----------	--------	------	--------------------	--------

#### THYROID PROFILE - TOTAL \*\* , Serum

T3, Total (tri-iodothyronine)	124.52	ng/dl	84.61–201.7	CLIA
T4, Total (Thyroxine)	8.60	ug/dl	3.2-12.6	CLIA
TSH (Thyroid Stimulating Hormone)	4.130	µIU/mL	0.27 - 5.5	CLIA

#### Interpretation:

0.3-4.5	µIU/mL	First Trimester
0.5-4.6	µIU/mL	Second Trimester
0.8-5.2	µIU/mL	Third Trimester
0.5-8.9	µIU/mL	Adults 55-87 Years
0.7-27	µIU/mL	Premature 28-36 Week
2.3-13.2	µIU/mL	Cord Blood > 37Week
0.7-64	µIU/mL	Child(21 wk - 20 Yrs.)
1-39	µIU/mL	Child 0-4 Days
1.7-9.1	µIU/mL	Child 2-20 Week

- 1) Patients having low T3 and T4 levels but high TSH levels suffer from primary hypothyroidism, cretinism, juvenile myxedema or autoimmune disorders.
- 2) Patients having high T3 and T4 levels but low TSH levels suffer from Grave's disease, toxic adenoma or sub-acute thyroiditis.
- 3) Patients having either low or normal T3 and T4 levels but low TSH values suffer from iodine deficiency or secondary hypothyroidism.
- 4) Patients having high T3 and T4 levels but normal TSH levels may suffer from toxic multinodular goiter. This condition is mostly a symptomatic and may cause transient hyperthyroidism but no persistent symptoms.
- 5) Patients with high or normal T3 and T4 levels and low or normal TSH levels suffer either from T3 toxicosis or T4 toxicosis respectively.
- 6) In patients with non thyroidal illness abnormal test results are not necessarily indicative of thyroidism but may be due to adaptation to the catabolic state and may revert to normal when the patient recovers.
- 7) There are many drugs for eg. Glucocorticoids, Dopamine, Lithium, Iodides, Oral radiographic dyes, etc. which may affect the thyroid function tests.
- 8) Generally when total T3 and total T4 results are indecisive then Free T3 and Free T4 tests are recommended for further confirmation along with TSH levels.

**Dr. Anupam Singh (MBBS MD Pathology)**





# CHANDAN DIAGNOSTIC CENTRE

Add: Indra Deep Complex, Sanjay Gandhi Puram, Faizabad Road, Indira Nagar  
Ph: 7706041643,7706041644  
CIN : U85196UP1992PLC014075



Patient Name	: Mr.SOMESH CHAUDHARY	Registered On	: 01/Oct/2023 09:33:20
Age/Gender	: 31 Y 1 M 0 D /M	Collected	: N/A
UHID/MR NO	: IDCD.0000186758	Received	: N/A
Visit ID	: IDCD0289222324	Reported	: 01/Oct/2023 14:53:01
Ref Doctor	: Dr.Mediwheel - Arcofemi Health Care Ltd.	Status	: Final Report

## DEPARTMENT OF X-RAY

MEDIWHEEL BANK OF BARODA MALE & FEMALE BELOW 40 YRS


X-RAY DIGITAL CHEST PA \*

(300 mA COMPUTERISED UNIT SPOT FILM DEVICE)  
CHEST P- A VIEW

- Soft tissue shadow appears normal.
- Bony cage is normal.
- Diaphragmatic shadows are normal on both sides.
- Costo-phrenic angles are bilaterally clear.
- Trachea is central in position.
- Cardiac size & contours are normal.
- Both hilar shadows and broncho-vascular markings are prominent.
- Pulmonary parenchyma did not reveal any significant lesion.

## IMPRESSION

- BRONCHITIS.

  
Dr. Anoop Agarwal  
MBBS,MD(Radiology)





# CHANDAN DIAGNOSTIC CENTRE

Add: Indra Deep Complex, Sanjay Gandhi Puram, Faizabad Road, Indira Nagar  
Ph: 7706041643, 7706041644  
CIN : U85196UP1992PLC014075



Patient Name	: Mr.SOMESH CHAUDHARY	Registered On	: 01/Oct/2023 09:33:20
Age/Gender	: 31 Y 1 M 0 D /M	Collected	: N/A
UHID/MR NO	: IDCD.0000186758	Received	: N/A
Visit ID	: IDCD0289222324	Reported	: 01/Oct/2023 12:52:34
Ref Doctor	: Dr.Mediwheel - Arcofemi Health Care Ltd.	Status	: Final Report

## DEPARTMENT OF ULTRASOUND

### MEDIWHEEL BANK OF BARODA MALE & FEMALE BELOW 40 YRS

#### ULTRASOUND WHOLE ABDOMEN (UPPER & LOWER) \*

##### LIVER

- Mild hepatomegaly present, measures 156.4 mm in cranio caudal extent, shows diffuse bright echoes. No focal lesion is seen.

##### PORTAL SYSTEM

- The intra hepatic portal channels are normal.
- Portal vein is normal at the porta.
- Porta hepatitis is normal.

##### BILIARY SYSTEM

- The intra-hepatic biliary radicles are normal.
- Common duct are normal at the porta.
- The gall bladder is normal in size and has regular walls. Wall thickness is normal. Lumen of the gall bladder is anechoic.

##### PANCREAS

- The pancreas is normal in size and shape and has a normal homogenous echotexture.

##### RIGHT KIDNEY

- Right kidney is normal in size and shape and cortical echotexture.
- The collecting system is not dilated.
- The upper part of right ureter is normal.
- The vesicoureteric junction is normal.
- Corticomedullary demarcation is clear.
- Renal respiratory excursions are normal.

##### LEFT KIDNEY

- Left kidney is normal in size and shape and cortical echotexture.
- The collecting system is not dilated.
- The upper part of left ureter is normal.
- The vesicoureteric junction is normal.
- Corticomedullary demarcation is clear.
- Renal respiratory excursions are normal.

##### SPLEEN





# CHANDAN DIAGNOSTIC CENTRE

Add: Indra Deep Complex, Sanjay Gandhi Puram, Faizabad Road, Indira Nagar  
Ph: 7706041643,7706041644  
CIN : U85196UP1992PLC014075



Patient Name	: Mr.SOMESH CHAUDHARY	Registered On	: 01/Oct/2023 09:33:20
Age/Gender	: 31 Y 1 M 0 D /M	Collected	: N/A
UHID/MR NO	: IDCD.0000186758	Received	: N/A
Visit ID	: IDCD0289222324	Reported	: 01/Oct/2023 12:52:34
Ref Doctor	: Dr.Mediwheel - Arcofemi Health Care Ltd.	Status	: Final Report

## DEPARTMENT OF ULTRASOUND

### MEDIWHEEL BANK OF BARODA MALE & FEMALE BELOW 40 YRS

- The spleen is normal in size and has a homogenous echotexture. No focal lesion is seen.

#### ILIAC FOSSA

- Scan over the iliac fossae does not reveal any fluid collection or mass.

#### URINARY BLADDER

- The urinary bladder is normal. Bladder wall is normal in thickness and regular.

#### PROSTATE

- Prostate gland is normal in size & echotexture is homogenous.

#### IMPRESSION

- Mild hepatomegaly with grade-I fatty changes.


Typed by- shanaya

\*\*\* End Of Report \*\*\*

(\*\*) Test Performed at Chandan Speciality Lab.

Result/s to Follow:  
ECG/EKG



  
Dr. Anoop Agarwal  
MBBS,MD(Radiology)

This report is not for medico legal purpose. If clinical correlation is not established, kindly repeat the test at no additional cost within seven days.

Facilities: Pathology, Bedside Sample Collection, Health Check-ups, Digital X-Ray, ECG (Bedside also), Allergy Testing, Test And Health Check-ups, Ultrasonography, Sonomammography, Bone Mineral Density (BMD), Doppler Studies, 2D Echo, CT Scan, MRI, Blood Bank, TMT, EEG, PFT, OPG, Endoscopy, Digital Mammography, Electromyography (EMG), Nerve Condition Velocity (NCV), Audiometry, Brainstem Evoked Response Audiometry (BERA), Colonoscopy, Ambulance Services, Online Booking Facilities for Diagnostics, Online Report Viewing \*  
365 Days Open \*Facilities Available at Select Location

Page 13 of 13



Customer Care No.: +91-9918300637 E-mail: customercare.diagnostic@chandan.co.in Web: www.chandan.co.in

Home Sample Collection  
1800-419-0002

Mar. 2018