

REVIVAL DIAGNOSTICS



HEALTH CHECK-UP SUMMARY

Name: Atulkumar Rathod

Date: 01/05/2022

Email ID:

Sex: <u>Male</u>	Age: <u>33</u> Years	Contact No: <u>7285079667</u>	Remarks:
			Under-weight <u>-</u>
			Normal <u>-</u>
			Over-weight <u>✓</u>

i> BMI

Height (in Cm): <u>168</u>	Weight (in Kg): <u>83</u>	BMI: <u>29.4</u>
----------------------------	---------------------------	------------------

ii> Blood Pressure & Pulse

130/92 mmHg
74/min. Romu

If high or low, whether the person is on medication: YES / NO

iii> Blood Tests & Lung Function Remarks

RS
CVS
CNS }

If abnormal, whether the person is on medication: YES / NO

iv> Eye Test Remarks

Eye Sight: R G16 L G16
Color Vision:

v> Heart Disease

Whether any specific heart ailment detected (ECG findings):
NSR

vi> Any other problems needing attention / Overall Assessment:

NO

Dr. Chirag Patel

Chirag Patel
Signature of the Doctor

Revival Diagnostic
401, Aqua Corridor,
s/s. Star Bazar, Surat-395009,
Mo. 91062-28601

Dr. Chirag Patel
M.B.B.S. G-49432

Laboratory Test Result are Subject to technical limitation and should be clinically correlate for final diagnosis



NAME: Atulkumar Rothod SEX: Male
BIRTHDATE: 25/10/1988 AGE: 33

DEPARTMENT OF OPHTHALMOLOGY

EYE TEST:

1. VISION:

RIGHT EYE - 6/6

LEFT EYE - 6/6

2. COLOR VISION:

RIGHT EYE - (2)

LEFT EYE - (2)

3. FUNDUS:

RIGHT EYE - (R)

LEFT EYE - (L)

REMARKS:

(x) *[Signature]*

Revival Diagnostic
401, Aqua Corridor,
B/s. Star Bazar, Surat-395009.
Mo: 9406228601
Ophthalmologist, Optician

Laboratory Test Result are Subject to technical limitation and should be clinically correlate for final diagnosis

REVIVAL DIAGNOSTICS



Dental Assessment Form

NAME
AGE

Atulkumar Rathod
33

DATE
SEX

01/05/2022
M

* CHIEF COMPLAINT

- A CLINICAL FEATURES :- (2)
- 1 CAVIES :-
- 2 MISSING TOOTH :-
- 3 MALOCCLUSION :-
- 4 FILLING :-
- B DIAGNOSIS :- (2)
- C PERSONAL HISTORY :- Tobacco smoking
- D PROVISIONAL D/G :- (2)
- E MEDICAL HISTORY :- (2)
- F FINAL D/G :- (2)
- G TREATMENT PLAN :- Scaling

CLINT SIGN

(2)

Revival Diagnostic
DOCTOR SIGN
401, Aqua Corridor,
B/s. Star Bazar, Surat-395009,
Mo. 91062-28601

Laboratory Test Result are Subject to technical limitation and should be clinically correlate for final diagnosis

4th Floor, Aqua Corridor, Hazira Road, Adajan Paal, Surat-395009.

0261 2747788

revivaldiagnostics.surat@gmail.com

www.revivaldiagnostics.com

This medical report is not intended for medico-legal purposes.



Name : ATULKUMAR J RATHOD
Age/Sex : 33 Yrs. Male
UHID : 17366
Ref. By Dr. : MEDI WHEEL

Date : 01-May-2022 8:45 am
Receipt No : 730

CBC HAEMOGRAM

PARAMETER	RESULT	UNITS	NORMAL RANGE
Hemoglobin	12.2	gm/dL	13.5-18.0
RBC Count	5.30	m/c.mm.	4.5-6.5
WBC Count	8800	c. mm.	4,000 - 10,000
Platelet Count	3.59	c. mm.	1.5 Lac - 5.0 Lac
Blood Indices			
Hematocrit (PCV)	43.4	%	39-54 %
MCV	81.9	fl	75-96
MCH	23.0	pg	27-32
MCHC	28.1	g/dL	30-36
RDW	15.2	%	11- 16
ESR (WINTORBE)	09	mm./hr.	0-20
DIFF WBC Count			
Neutrophils	56	%	40-75
Lymphocytes	39	%	20-50
Eosinophils	03	%	1-6
Monocytes	02	%	2-10
Basophils	00	%	0-5
Band Form	00	%	0-5
Smear Study			
Platelets in Smear	Adequate		
Malarial Parasites	Malarial Parasites Not Detected		
Blood Group	"O"		
RH Factor	Positive		

Revival Diagnostics

401, Aqua Corridor,
B/s. Star Bazar, Surat-391101
Mo. 91062-28601

Lab Technician/Technologist
Zarna K Gandhi (Msc. Biotech)

Pathologist
Dr. Mihir Icecreamwala

Operator Name: Zarna Gandhi | Print Date & Time: 01-May-2022 10:21:00 AM | Laboratory Test Results are subject to technical limitation and should be clinically correlate for final diagnosis

4th Floor, Aqua Corridor, Hazira Road, Adajan Paal, Surat-395009.

0261 2747788

revivaldiagnostics.surat@gmail.com

www.revivaldiagnostics.com

This medical report is not intended for medico-legal purposes.



Name : ATULKUMAR J RATHOD

Date : 01-May-2022

Age/Sex : 33 Yrs. Male

08:45:35AM

UHID : 17366

Receipt No : 730

Ref. By Dr. : MEDI WHEEL


REPORT OF SERUM LIPID PROFILE

Test	Result	Reference Range
Serum Cholesterol	204	Normal : Less than 200 mg / dl
		Borderline : 200 to 239 mg / dl
		Undesirable : More than 240 mg / dl
Serum Triglyceride	299	Normal : Less than 150 mg / dl
		Borderline High : 150 to 199 mg / dl
		High : 200 - 499 mg / dl
		Very High : More than 500 mg / dl
Serum HDL - Cholesterol (Good Cholesterol)	35	Desirable : More than 55 mg / dl
		Borderline : 35 to 55 mg / dl
		Undesirable : Less than 35 mg / dl
Serum LDL - Cholesterol (Bad Cholesterol)	109.2	Optimal : Less than 100 mg / dl
		Above Optimal : 100 - 129 mg / dl
		Borderline High : 130 to 159 mg / dl
		High : 160 to 189 mg / dl
		Very High : More than 190 mg / dl
VLDL	59.8	Normal : 5 to 30 mg / dl
Chol. / HDL - Chol. Ratio	5.8	Low Risk : Less than 3.8
		Medium Risk : 3.8 to 5.9
		High Risk : More than 6
LDL / HDL - Chol. Ratio	3.12	Low Risk : Less than 3.55
		Medium Risk : 3.55 - 4
		High Risk : More than 6

Revival Diagnostic

401, Aqua Corridor,
B/s. Star Bazar, Surat-395009.
Mo. 91062-28601

Lab Technician/Technologist
Zarna K Gandhi (Msc. Biotech)


Pathologist
Dr. Mihir Icecreamwala

Operator Name: Zarna Gandhi

PrintDate & Time: 01-May-2022 11:30:00AM

Laboratory Test Result are Subject to technical limitation and should be clinically correlate for final diagnosis

4th Floor, Aqua Corridor, Hazira Road, Adajan Paal, Surat-395009.

0261 2747788

revivaldiagnostics.surat@gmail.com

www.revivaldiagnostics.com

This medical report is not intended for medico-legal purposes.



Name : ATULKUMAR J RATHOD
Age/Sex : 33 Yrs. / Male
UHID : 17366
Ref. By Dr. : MEDI WHEEL

Date : 01-May-2022 8:45 am
Receipt No : 730

ROUTINE URINE EXAMINATION REPORT

PHYSICAL EXAMINATION :

Quantity : 25 ml
Colour : Pale Yellow
Appearance : Clear
Reaction : Acidic
Specific Gravity : 1.030

CHEMICAL EXAMINATION :


Proteins : Absent
Sugar : Absent
Acetone : Absent
Bile Salts : Absent
Bile Pigments : Absent
Urobilinogen : Normal
O.B.T. : Negative

MICROSCOPIC EXAMINATION :

Pus Cells : 1-2/hpf.
R. B. C. : Absent
Epithelial Cells : 1-2/hpf.
Bacteria : Absent
Casts : Absent
Crystals : Absent
Yeast cell : Absent
Mucus : Absent
Other Findings : NIL

Lab Technician/Technologist
Zarna K Gandhi (Msc. Biotech)

Revival Diagnostic
401, Aqua Corridor,
B/s. Star Bazar, Surat-395009.
Mo. 91062-28601


Pathologist
Dr. Mihir Icecreamwala

Laboratory Test Result are Subject to technical limitation and should be clinically correlate for final diagnosis

Operator Name: Zarna Gandhi

Print Date & Time: 01-May-2022 10:42:00AM

4th Floor, Aqua Corridor, Hazira Road, Adajan Paal, Surat-395009.

☎ 0261 2747788

✉ revivaldiagnostics.surat@gmail.com

🌐 www.revivaldiagnostics.com

This medical report is not intended for medico-legal purposes.



Name : ATULKUMAR J RATHOD

Date : 01-May-2022

Age/Sex : 33 Yrs. Male

Receipt No : 730

UHID : 17366

Ref. By Dr. : MEDI WHEEL

REPORT OF GLYCOSYLATED HEMOGLOBIN [HbA1C]

Parameter	Result	Unit	Biological Reference Interval
Hemoglobin A1C(HbA1C)	5.3	%	HbA1C Degree of Glucose Control

< 5.6 % Non Diabetics
5.7 - 6.4 % Prediabetics
> = 6.5 % Diabetics

(REF : Wallace, 11th Edition)

REMARKS:

6 - 7 % Excellent Control
7 - 8 % Good Control
8 -10 % Unsatisfactory Control
> 10 % Poor Control

Method : High performance liquid chromatography (HPLC)

MEAN BLOOD GLUCOSE OVER THE PAST 60 DAYS FROM THE HbA1C RESULT : 000 mg/dl

Remarks : GHb test is useful for the long term control and monitoring of diabetes mellitus since it reflects the integration of blood glucose levels during past 4-8 weeks.

Revival Diagnosti

401, Aqua Corridor,
B/s. Star Bazar, Surat-395009
Mo. 91062-28601

Lab Technician/Technologist
Zarna K Gandhi (Msc. Biotech)
Operator Name : Zarna Gandhi

Pathologist
Dr. Mihir Icecreamwala
Print Date & Time : 01-May-2022 11:29:00AM

Laboratory Test Result are Subject to technical limitation and should be clinically correlate for final diagnosis

4th Floor, Aqua Corridor, Hazira Road, Adajan Paal, Surat-395009.

0261 2747788

revivaldiagnostics.surat@gmail.com

www.revivaldiagnostics.com

This medical report is not intended for medico-legal purposes.



Name : ATULKUMAR J RATHOD

Date : 01-May-2022 8:45
am

Age/Sex : 33-Yrs. Male
UHID : 17366

Receipt No : 730

Ref. By Dr. : MEDI WHEEL

THYROID TEST

TEST	RESULT	NORMAL RANGE
T3	1.03	0.87 - 1.78 ng/ml
T4	8.45	4.60 - 13.5 ug/dl
TSH	3.68	0.50 - 5.50 uIU/ml

5.5 to 15 uIU/ml - Suggested
Clinical co-relation Or Repeat test with
new sample as physiological factors can
give falsely high TSH
Above 15uIU/ml Hypothyroid

PREGNANT WOMEN normal ranges for
TSH:

1st Trimester :0.0878 - 2.8293 uIU/ml

2nd Trimester :0.1998 - 2.7915 uIU/ml


3rd Trimester :0.307 - 2.9028 uIU/ml

Ref:TIETZ Fundamentals of Clinical
Chemistry.

Revival Diagnos

401, Aqua Corridor,
B/s. Star Bazar, Surat-395009.
Mo. 91062-28601

Lab Technician/Technologist
Zarna K Gandhi (Msc. Biotech)


Pathologist
Dr. Mihir Icecreamwala

Operator Name : Zarna Gandhi

Print Date & Time : 01-May-2022

Laboratory Test Result are Subject to technical limitation and should be clinically correlate for final diagnosis

4th Floor, Aqua Corridor, Hazira Road, Adajan Paal, Surat-395009.

0261 2747788

revivaldiagnostics.surat@gmail.com

www.revivaldiagnostics.com

This medical report is not intended for medico-legal purposes.



Name : ATULKUMAR J RATHOD
Age/Sex : 33 Yrs. Male
UHID : 17366
Ref. By Dr. : MEDI WHEEL

Date : 01-May-2022
Receipt No : 730
Sample Received On : 1-May-22 8:45 am

REPORT OF TUMOR MARKERS

Test	Result	Normal Range
PROSTATE SPECIFIC ANTIGEN (PSA)	0.65 ng/ml	[0.0 - 2.5 ng/ml] 40 - 49 Years [0.0 - 3.5 ng/ml] 50 - 59 Years [0.0 - 4.5 ng/ml] 60 - 69 Years [0.0 - 5.5 ng/ml] 70 - 79 Years



Revival Diagnostics

401, Aqua Corridor,
B/s. Star Bazar, Surat-395
Mo. 91062-28601

Lab Technician/Technologist
Zarna K Gandhi (Msc/Biotech)
Operator Name: Zarna Gandhi


Pathologist
Dr. Mihir Icecreamwala
PrintDate & Time: 01-May-2022

Method: - Test performed on Automated Chemiluminescence Assay [COBAS E411, ROCHE]
Corroborative clinicopathologic correlation is essential for final diagnosis. Test reports are subjected to technical limitation and should be clinically co-related. Laboratory may be contacted if required.

Laboratory Test Result are Subject to technical limitation and should be clinically correlate for final diagnosis

REVIVAL DIAGNOSTICS



Name : ATULKUMAR J RATHOD
Age/Sex : 33 Yrs. Male
UHID : 17366
Ref. By Dr : MEDI WHEEL

Date : 01-May-2022
Rec No : 730

ECG

Test	Observed Value	Biological Reference Interval
------	----------------	-------------------------------

ECG

1. The rhythm is sinus.
2. Heart rate is 61 beats per minute.
3. Normal P,QRS,T wave axis.
4. Normal PR,QRS,Q.T. Duration.
5. No pathological q wave or ST-T changes seen.
6. No evidence of chamber hypertrophy or enlargement seen.

IMPRESSION : ECG WITHIN NORMAL LIMITS

DR. ADITI PATEL
M.B.B.S., D. CARD (MUM)
CLINICAL CARDIOLOGIST
REG.NO.G-42901

Revival Diagnostic
401, Aqua Corridor,
B/s. Star Bazar, Surat-395009.
Mo. 91062-28601

Laboratory Test Result are Subject to technical limitation and should be clinically correlate for final diagnosis

4TH FLOOR, AQUA CORRIDOE, NEAR STAR BAZAR, ADAJAN- 395009, SURAT
 7580/ATULKUMAR J RATHOD 33 Yrs/Male 83 Kg/168 Cms
 Date: 01-May-2022 10:25:40 PM
 Ref.By : MEDI WHEEL

Summary



Protocol : BRUCE Objective : FOR TESTING PURPOSE ONLY.

Stage	StageTime (Min:Sec)	PhaseTime (Min:Sec)	Speed (kmph)	Grade (%)	METS	H.R. (bpm)	B.P. (mmHg)	R.P.P. x100	PVC	Comments
Supine					1.0	90	130/90	117	-	
Standing					1.0	84	130/90	109	-	
HV					1.0	84	130/90	109	-	
ExStart					1.0	81	130/90	105	-	
Stage 1	3:00	3:01	2.7	10.0	4.6	141	140/90	197	-	
Stage 2	3:00	6:01	4.0	12.0	7.0	160	160/90	256	-	
PeakEx	0:11	6:12	5.5	14.0	7.2	163	160/90	260	-	
Recovery	1:00		0.0	0.0	1.1	142	160/90	227	-	
Recovery	2:00		0.0	0.0	1.0	118	160/80	188	-	
Recovery	3:00		0.0	0.0	1.0	119	140/80	166	-	
Recovery	3:09		0.0	0.0	1.0	102	130/80	132	-	

Dr. Aditi Patel

Medication : Nil
 History : Nil
 Test End Reason : Test Complete
 Findings :

The patient exercised according to BRUCE for 6:12, achieving a work level of Max METS:7.2. Resting heart rate initially 90 bpm, rose to a max. heart rate of 163 bpm which represents 87% of maximum age predicted heart rate. Resting blood pressure 130/90 mmhg, rose to a maximum blood pressure of 160/90 mmhg. The exercise stress test was stopped due to Test Complete

Parameters :

- Exercise Time : 6:12 minutes
- Max HR attained : 163 bpm 87% of Max Predictable HR 187
- Max BP : 160/90(mmHg)
- WorkLoad attained : 7.2 (Fair Effort Tolerance)
- NOsignificant ST segment changes noted during exercise or recovery.
- NOAngina/Arrhythmia/S3/murmur
- Final Impression : Test is negative for inducible ischaemia.

Advice/Comments:

Revival Diagnostic

401, Aqua Corridor,
 B/s. Star Bazar, Surat-395009.
 Mo. 91062-28601

DR ADITI PATEL
 M.B.B.S., D. CARD (MUM)
 CLINICAL CARDIOLOGIST
 REG.NO.G-42901



12 Lead + Comparison

REDIUS DIAGNOSTICS
 4TH FLOOR, AQUA CORRIDOE, NEAR STAR BAZAR, ADAJAN- 395009, SURAT
 7580/ATULKUMAR J RATHOD
 33 Yrs/Male
 83 Kg/168 Cms
 Date: 01-May-2022 10:25:40 PM

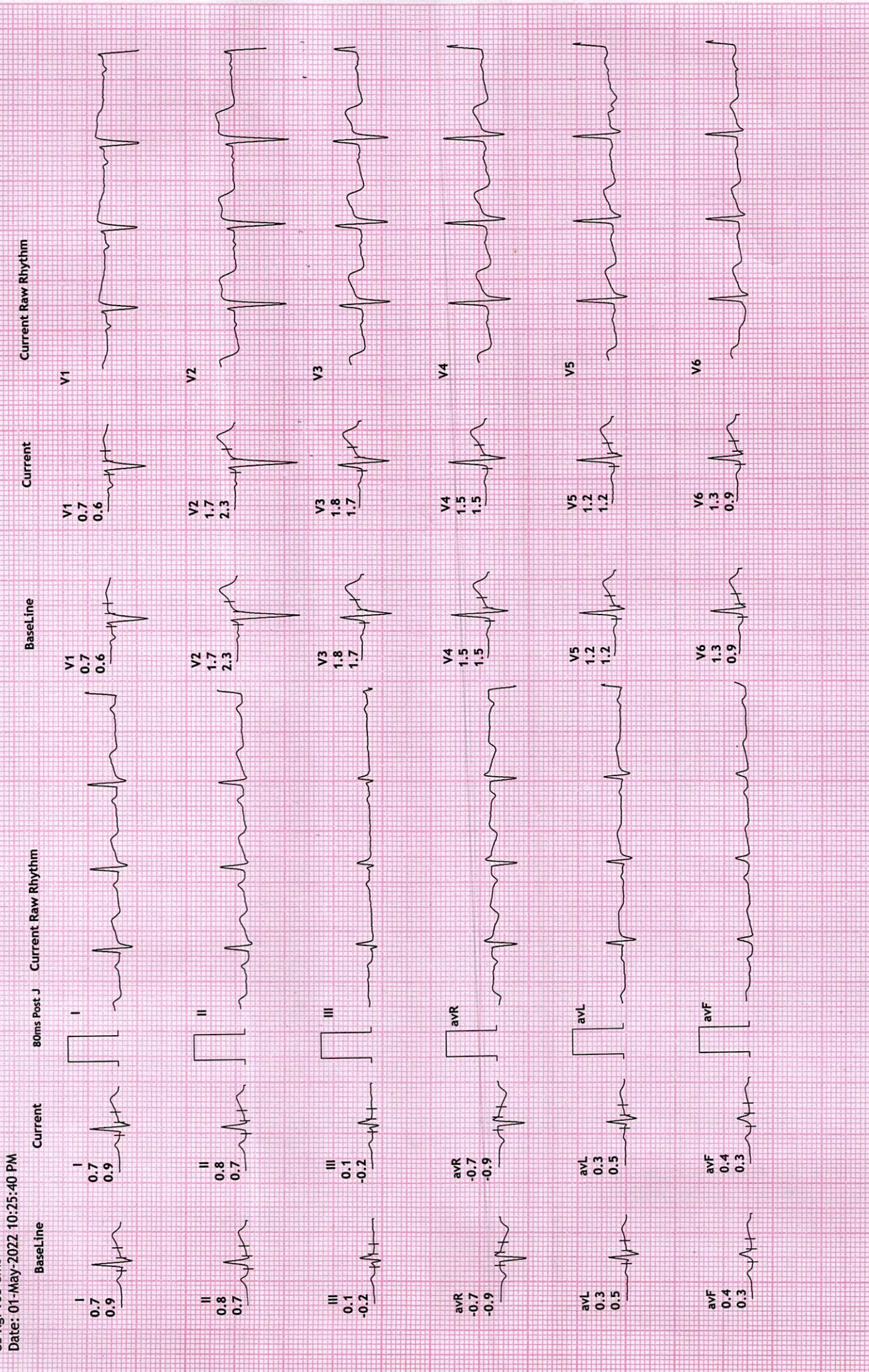
Ex Time 00:32
 BLC :On
 Notch :On

Raw ECG
 BRUCE
 (1.0-100)Hz

MPHR: 47% of 187
 Speed: 0.0 kmph
 Grade: 0.0%

HR: 89 bpm
 METS: 1.0
 BP: 130/90

SUPINE
 10.0 mm/mV
 25 mm/Sec.



KEDIUS DIAGNOSTICS

4TH FLOOR, AQUA CORRIDOE, NEAR STAR BAZAR, ADAJAN- 395009, SURAT

7580/ATULKUMAR J RATHOD
33 Yrs/Male
83 Kg/168 Cms

Date: 01-May-2022 10:25:40 PM

HR: 78 bpm
METS: 1.0
BP: 130/90

Raw ECG
BRUCE
(1.0-100)Hz

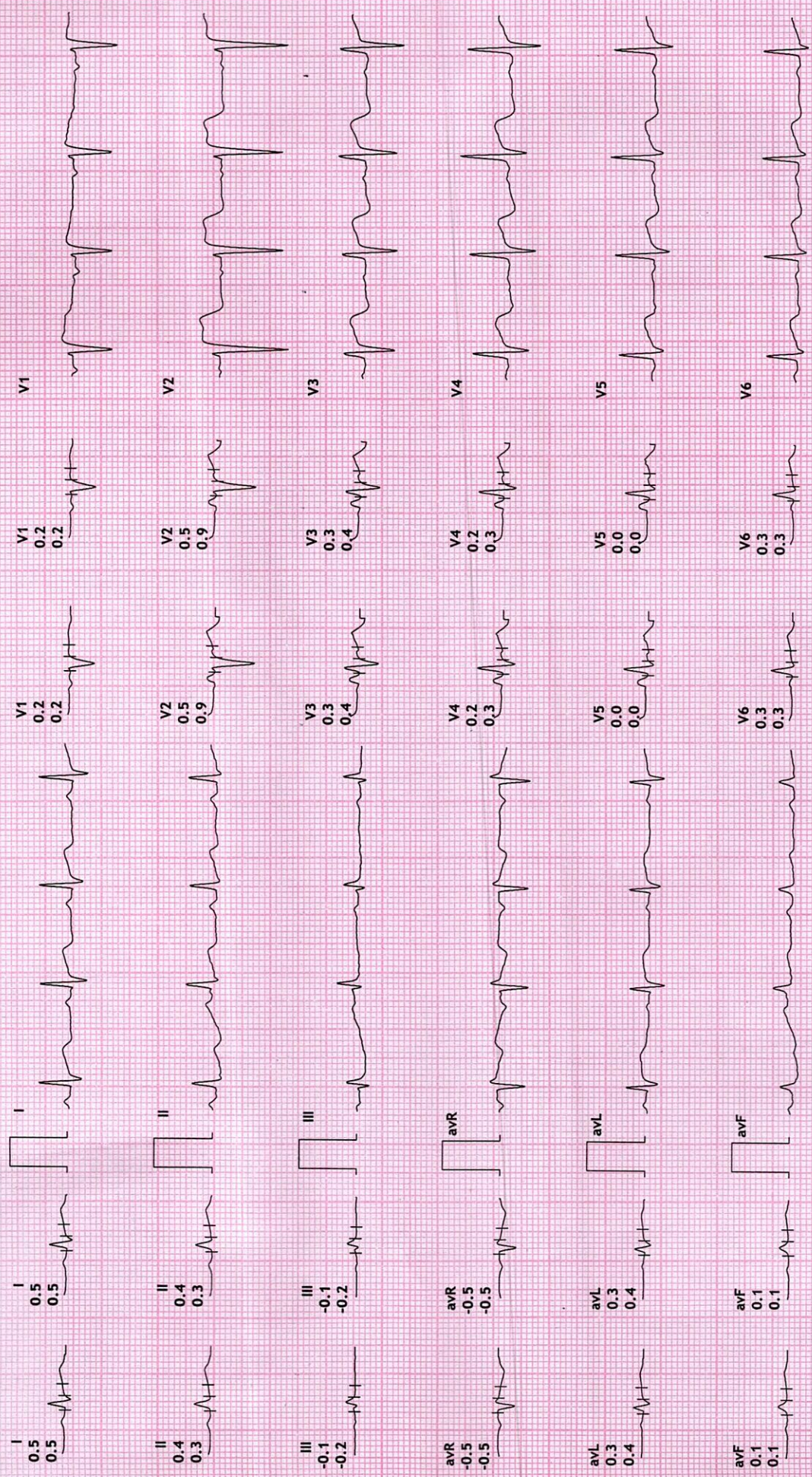
Ex Time 00:45
BLC :On
Notch :On

STANDING
10.0 mm/mV
25 mm/Sec.

12 Lead + Comparison



80ms Post J Current BaseLine Current Current Raw Rhythm Current Raw Rhythm



4TH FLOOR, AQUA CORRIDOE, NEAR STAR BAZAR, ADAJAN- 395009, SURAT

7580/ATULKUMAR J RATHOD
 33 Yrs/Male
 83 Kg/168 Cms
 Date: 01-May-2022 10:25:40 PM

HR: 84 bpm
 METS: 1.0
 BP: 130/90

MPHR: 44% of 187
 Speed: 0.0 kmph
 Grade: 0.0%

Raw ECG
 BRUCE
 (1.0-100)Hz

Ex Time 01:05
 BLC : On
 Notch : On

HV
 10.0 mm/mV
 25 mm/Sec.



12 Lead + Comparison



REDIUS DIAGNOSTICS

4TH FLOOR, AQUA CORRIDOE, NEAR STAR BAZAR, ADAJAN- 395009, SURAT

7580 / ATULKUMAR J RATHOD
33 Yrs/Male
83 Kg/168 Cms

HR: 81 bpm
METS: 1.0
BP: 130/90

MPHR: 43% of 187
Speed: 0.0 kmph
Grade: 0.0%

Raw ECG
BRUCE
(1.0-100)HZ

Ex Time 00:00
BLC :On
Notch :On

ExStrt
10.0 mm/mV
25 mm/Sec.

12 Lead + Comparison

Date: 01-May-2022 10:25:40 PM

80ms Post J Current Raw Rhythm

Current Raw Rhythm

Current

BaseLine

I
0.7
0.8

I
0.7
0.8

I

V1
0.7
0.6

V1

V1

II
0.7
0.7

II
0.7
0.5

II

V2
1.6
2.1

V2

V2

III
0.0
-0.2

III
0.0
-0.3

III

V3
1.7
1.6

V3

V3

avR
-0.7
-0.8

avR
-0.7
-0.8

avR

V4
1.6
1.4

V4

V4

avL
0.3
0.5

avL
0.3
0.6

avL

V5
1.2
1.1

V5

V5

avF
0.4
0.3

avF
0.3
0.1

avF

V6
0.9
0.7

V6

V6

12 Lead + Comparison

REDIUS DIAGNOSTICS

4TH FLOOR, AQUA CORRIDOE, NEAR STAR BAZAR, ADAJAN- 395009, SURAT

7580/ATULKUMAR J RATHOD
33 Yrs/Male
83 Kg/168 Cms

HR: 141 bpm
METS: 4.6
BP: 140/90

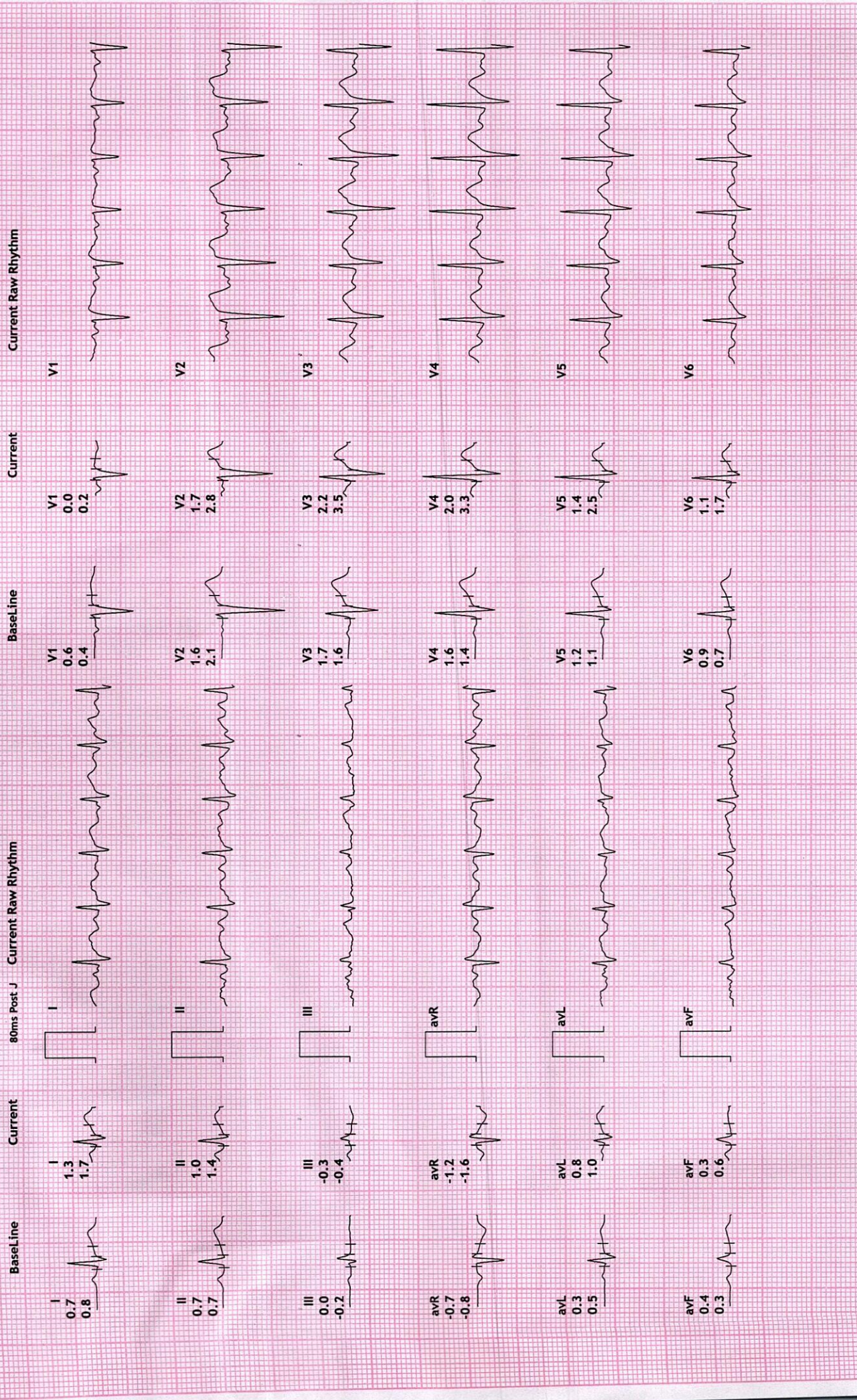
MPHR: 75% of 187
Speed: 2.7 kmph
Grade: 10.0%

Raw ECG
BRUCE
(1.0-100)Hz

Ex Time 03:00
BLC :On
Notch :On

Stage 1 (03:00
10.0 mm/mV
25 mm/Sec.

Date: 01-May-2022 10:25:40 PM



REDIUS DIAGNOSTICS

4TH FLOOR, AQUA CORRIDOE, NEAR STAR BAZAR, ADAJAN- 395009, SURAT

7580/ATULKUMAR J RATHOD

33 Yrs/Male

83 Kg/168 Cms

Date: 01-May-2022 10:25:40 PM

12 Lead + Comparison

MPHR: 85% of 187

Speed: 4.0 kmph

Grade: 12.0%

Raw ECG

BRUCE
(1.0-100)Hz

Ex Time 06:00

BLC :On

Notch :On

Stage 2 (03:00

10.0 mm/mV

25 mm/Sec.



Current Raw Rhythm

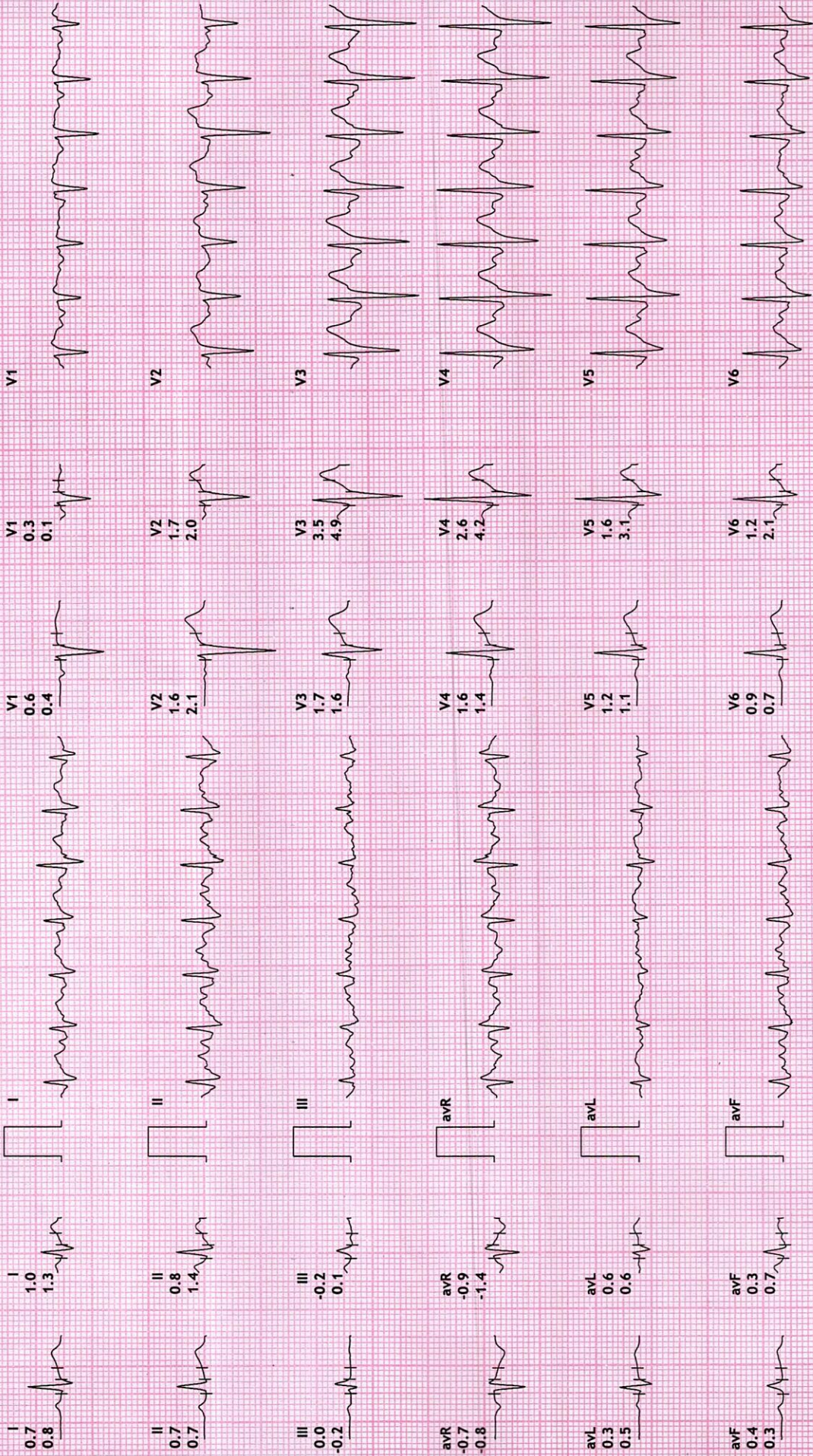
Current

BaseLine

80ms Post J Current Raw Rhythm

Current

BaseLine



REDIUS DIAGNOSTICS

4TH FLOOR, AQUA CORRIDOE, NEAR STAR BAZAR, ADAJAN- 395009, SURAT

7580/ATULKUMAR J RATHOD
33 Yrs/Male
83 Kg/168 Cms

Date: 01-May-2022 10:25:40 PM

12 Lead + Comparison

MPHR: 87% of 187
Speed: 5.5 kmph
Grade: 14.0%

Raw ECG
BRUCE
(1.0-100)Hz

Ex Time 06:11
BLC :On
Notch :On

PeakEx
10.0 mm/mV
25 mm/Sec.



REDIUS DIAGNOSTICS

4TH FLOOR, AQUA CORRIDOE, NEAR STAR BAZAR, ADAJAN- 395009, SURAT

7580/ATULKUMAR J RATHOD
33 Yrs/Male
83 Kg/168 Cms

HR: 142 bpm
METS: 1.0
BP: 160/90


MPHR: 75% of 187
Speed: 0.0 kmph
Grade: 0.0%

Raw ECG
BRUCE
(1.0-100)HZ

Ex Time 06:11
BLC : On
Notch : On

Recovery : (01
10.0 mm/mV
25 mm/Sec.

12 Lead + Comparison



REDIUS DIAGNOSTICS

7580/ATULKUMAR J RATHOD

33 Yrs/Male

83 Kg/168 Cms

Date: 01-May-2022 10:25:40 PM

12 Lead + Comparison

7580/ATULKUMAR J RATHOD

HR: 118 bpm

MPHR: 63% of 187
Speed: 0.0 kmph
Grade: 0.0%

Raw ECG

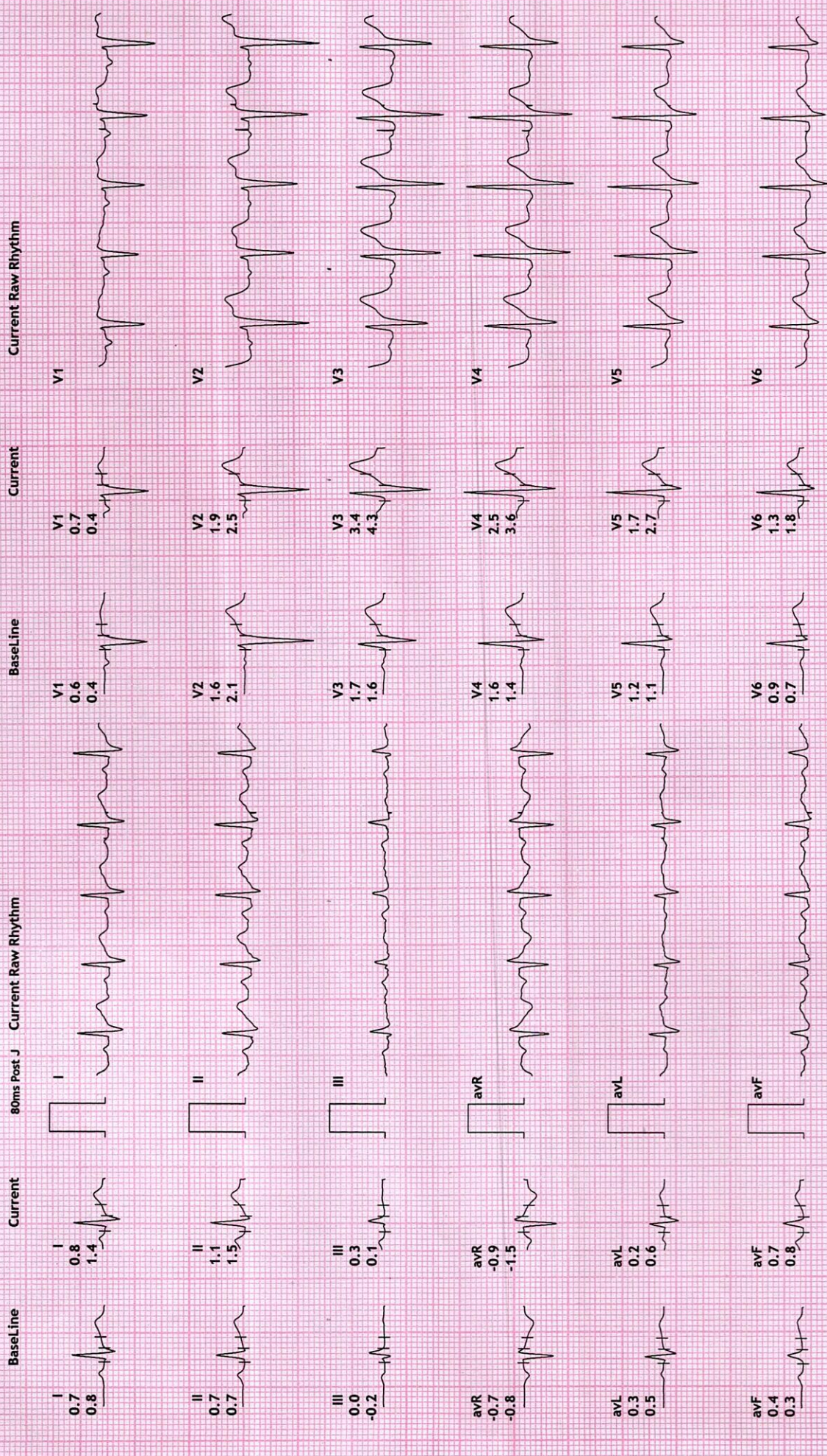
BRUCE
(1.0-100)Hz

Ex Time 06:11

BLC :On
Notch :On

Recovery : (02

10.0 mm/mV
25 mm/Sec.



REDIUS DIAGNOSTICS

4TH FLOOR, AQUA CORRIDOE, NEAR STAR BAZAR, ADAJAN- 395009, SURAT

7580/ATULKUMAR J RATHOD

33 Yrs/Male

83 Kg/168 Cms

Date: 01-May-2022 10:25:40 PM

12 Lead + Comparison

MPHR: 63% of 187

Speed: 0.0 kmph

Grade: 0.0%

Raw ECG

BRUCE

(1.0-100)Hz

Ex Time 06:11

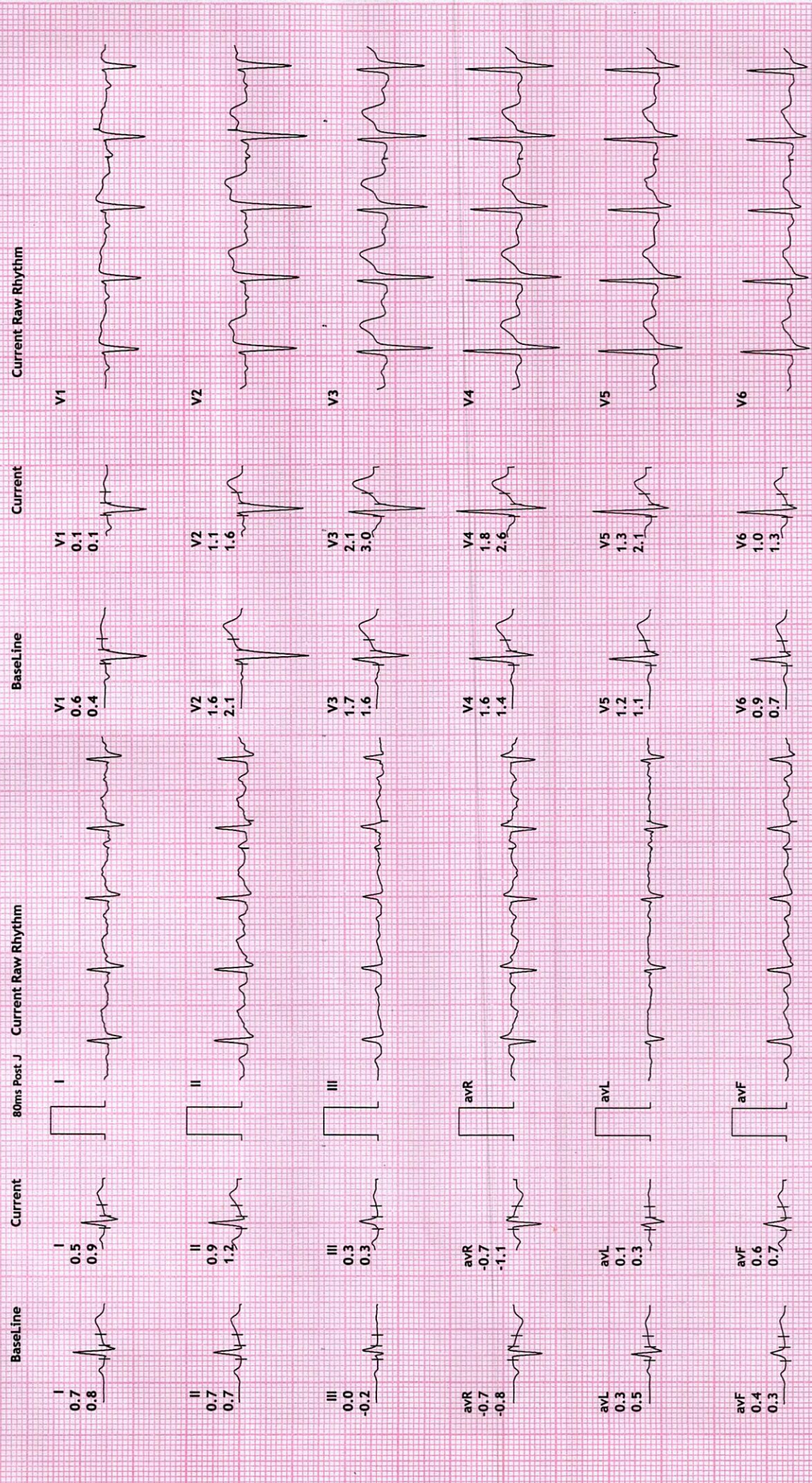
BLC :On

Notch :On

Recovery : (03

10.0 mm/mV

25 mm/Sec.





NAME : ATULKUMAR J RATHOD
AGE : 33 YRS / MALE
REF BY : MEDI WHEEL





Name : ATULKUMAR J RATHOD
Age/Sex : 33 Yrs. Male
UHID : 17366
Ref. By Dr : MEDI WHEEL

Date : 01-May-2022
Rec No : 730

CHEST RADIOGRAPH-PA VIEW

Hilar shadows are within normal limits.

Pulmonary vasculature appears normal.

Cardiac appears normal in size.

Both domesh of the diaphragm are smooth.

Both costophrenic recesses are clear.

Both lung fields appear normal.

Visualized bones and soft tissue shadows appear normal.

IMPRESSION:

NORMAL STUDY.

Dr. Chirag K. Patel

MBBS-DMPD

Reg. No. G-23509

Revival Diagnostic
DR. CHIRAG K. PATEL
RADIOLOGIST
4th Floor, Aqua Corridor,
Nr. Star Bazar, Hazira Main Road,
Adajan, Surat-395009.
Mo. 97266 726683

Laboratory Test Result are Subject to technical limitation and should be clinically correlate for final diagnosis

📍 4th Floor, Aqua Corridor, Hazira Road, Adajan Paal, Surat-395009.

☎ 0261 2747788

✉ revivaldiagnostics.surat@gmail.com

🌐 www.revivaldiagnostics.com

This medical report is not intended for medico-legal purposes.

ANY

fasting and non fasting

le to hard copy clint

ent collected

Fasting

Non-Fasting

NO

₹



ભારતીય વિશિષ્ટ ઓળખાણ પ્રાધિકારક
Unique Identification Authority of India

અરબાઈ :
S/O જગદીશભાઈ રાઠોડ, સી-194 જય કેસરકુંજ
રેસિડેન્સી, અમ.જી રોડ, બારડોલી, બારડોલી, સુરત,
ગુજરાત - 394601

Address:

S/O Jagdishbhai Rathod, C-194 Jay
kesarkunj residency, m.g road, bardoli,
Bardoli, Surat,
Gujarat - 394601



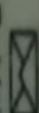
QR Code with Photograph

6508 8523 2595

VID : 9116 8879 7818 5087



help@uidai.gov.in



www.uidai.gov.in

Medic...

DR. CONSULTATION

MEDICA



Atul Kumar Rathod
01.05.2022 08:43:32



Name : ATULKUMAR J RATHOD
Age/Sex : 33 Yrs./Male
UHID : 17366
Ref. By Dr. : MEDI WHEEL

Date : 1-May-2022 8:45 am
Rec. No : 730

BIOCHEMISTRY

TEST	RESULTS	Unit	REFERENCE RANGE
GGT	: 29	U/L	5 - 50 U/L
SGOT	: 33	U/L	0 - 50 U/L
SGPT	: 24	U/L	0 - 50 U/L
Alkaline Phosphatase	: 78	IU/l	38 - 126 IU/l
Total Bilirubin	: 0.3	mg/dl	0.2 - 1.2 mg/dl
Direct Bilirubin	: 0.1	mg/dl	0.1 - 0.4 mg/dl
Indirect Bilirubin	: 0.2	mg/dl	0.1 - 0.8 mg/dl
Blood Urea Nitrogen (BUN)	: 14	mg/dl	9 - 20 mg/dl
Creatinine	: 0.9	mg/dl	0.5 - 1.5 mg/dl
Uric Acid	: 4.1	mg/dl	4 - 8.5 mg/dl
Blood Sugar - F	: 103	mg/dL	70 - 110 mg/dL
Urine Sugar - F	: Absent		
Urine Ketone - F	: Absent		
Blood Sugar- PP	: 126	mg/dL	80 - 140 mg/dL
Urine Sugar - PP	: Absent		
Urine Ketone - PP	: Absent		
Total Protein	: 7.0	gm/dl	6.3 - 8.2 gm/dl
S.Albumin	: 4.2	gm/dl	3.7 - 5.3 gm/dl
Globulin	: 2.8	gm/dl	2.4 - 3.2 gm/dl

Lab Technician/Technologist
Zarna K Gandhi (Msc. Biotech)

Revival Diagnostic
401, Aqua Corridor,
B/s. Star Bazar, Surat-395009
Mo. 91062-28601


Pathologist
Dr. Mihir Icecreamwala

Operator Name : Zarna Gandhi

Print Date & Time : 02-May-2022

Laboratory Test Result are Subject to technical limitation and should be clinically correlate for final diagnosis

REVIVAL DIAGNOSTICS



A/G Ratio

: 1.5


gm/dl

1 - 2.3 gm/dl



Lab Technician/Technologist
Zarna K Gandhi (Msc. Biotech)

Revival Diagnostic
401, Aqua Corridor,
B/s, Star Bazar, Surat-395009
Mo. 91062-28601


Pathologist
Dr. Mihir Icecreamwala

Operator Name : Zarna Gandhi

Print Date & Time : 02-May-2022

Laboratory Test Result are Subject to technical limitation and should be clinically correlate for final diagnosis



NAME	ATULKUMAR RATHOD	DATE	01-May-2022
REFERRED BY	MEDI WHEEL	AGE / SEX	33 YRS / M

Thanks for the reference

USG ABDOMEN

LIVER: is normal in size and shows homogeneous echotexture.

No evidence of intrahepatic biliary radicles dilatation / focal space occupying lesion.

The portal vein and common bile duct show normal caliber.

GALL BLADDER: is distended and shows 5X 3 mm soft tissue area along the anterior wall.

SPLEEN: Is normal in size and shows normal echo pattern.

PANCREAS: shows normal echo anatomy and its relationship with splenic vein is normal.

KIDNEYS: Both the kidneys are normal in size, shape and location and show normal cortico-medullary differentiation.

Right kidney measures- 9.8 x 4.5 cms.

Left kidney measures- 10.3 x 4.7 cms.

No evidence of hydronephrosis or calculus.

URINARY BLADDER: is distended with smooth walls.

No evidence of diverticulum or calculus.

PROSTATE: is normal in size and shows homogeneous echotexture.

No evidence of ascites / pleural effusion.

Fluid and gas filled bowel loops with normal wall thickness and peristalsis noted.

IMPRESSION:

- tiny gall bladder polyp

Dr. Chirag K. Patel
MBBS-DMPD
Reg. No. G-23509
Red
DR. CHIRAG K. PATEL
RADIOLOGIST
4th Floor, Aqua Corridor,
Nr. Star Bazar, Hazira Main Road,
Adajan, Surat-395009.
Mo. 97266 726683

Laboratory Test Result are Subject to technical limitation and should be clinically correlate for final diagnosis

4th Floor, Aqua Corridor, Hazira Road, Adajan Paal, Surat-395009.

☎ 0261 2747788

✉ revivaldiagnostics.surat@gmail.com

🌐 www.revivaldiagnostics.com

This medical report is not intended for medico-legal purposes.

COMPANY

B & B

BRANCH

client fasting and r

provide to hard c

payment collected

sting



N



ભારતી સરકાર
Government of India




રાઠોડ અતુલકુમાર જગદીશભાઈ
Rathod Atulkumar Jagdishbhai
જન્મ તારીખ/DOB: 25/10/1988
પુરુષ / MALE

6508 8523 2595

VID : 9116 8879 7818 5087

મહારી આદ્યાર, મહારી ચોળખ



>>

Medical checkup list for