

Dr. Krish P Vaidya
MD, PGDCC
Associate Consultant-Cardiologist
Reg. No. G-50510
Unconfirmed report verified by: _____

HR : 138
R-R : 434
P-R : 0
QRS : 0
QT/QTc : 0/0
P/QRS/T : 70/0
RS/S/ST : 0/0
RV5+SV1 : 0

hpa ID : 0183
ms
ms
ms
mV
mV

MAHARASHTRA
GOVT
REGULATED
BY
MUMBAI
HOSPITAL
ASSOCIATION

icure™ Heart & General Clinic

Icure Heart & Diet Clinic, 402, Epsilon tower, opp Pasha bhai park, Race course, Vadodara

:: PERSONAL HEALTH REPORT ::

Name: Jaywant Aind	*DATE 11/2/23
	SR. NO. SEX. Male AGE 47yrs HEIGHT 162cm WEIGHT 81K.G.

HISTORY

Present History : NO

Past Hlness History : NO Diabetes/Hypertension/Tuberculosis/Asthma/Epilepsy

Past Occupational History : NO

Family History : NO

Personal History : NO

Addiction : NO Tobacco/Gutkha/Smoking/Alcohol

GENERAL EXAMINATION

T.P.R. : 72/min B.P. : 130/90 mmHg

Pallor/Icterus/Cyanosis/Varicosity/Lymph Nodes/Thyroid/Oedema/NVE/Other :

SYSTEMIC EXAMINATION

R.S. : NAD

C.V.S : NAD

C.N.S : NAD

A.S. : NAD

Musculo-skelet System : NAD

E.N.T. Ex. NAD Dental Ex. NAD Skin Ex. NAD Psychic Ex. NAD	ACUITY OF VISION		RT EYE 1.5	LT EYE 1.5
	Without Glass	DISTANT	6/	6/
		Near	6/	6/
	With Glass	DISTANT	6/ 6	6/ 6
Near		6/ 6	6/ 6	
COLOUR BLINDNESS				

REMARK

ADVICE

The Worker is FIT UNFIT for the assigned job.




Dr. Krish P. Vaidya
 MD, P.DCC
 Associate Consultant - Cardiology
 Reg. No. G-50510
MD G-50510, CIH


भारत सरकार
 Government of India


जयवंत आइन्द
 Jaywant Aind
 जन्म तिथि/DOB: 13/12/1975
 पुरुष/ MALE

8132 8030 6749
 VID: 9131 8200 2947 0127


मेरा आधार, मेरी पहचान


बैंक ऑफ बड़ोदा
 Bank of Baroda


जयवंत आइन्द
 JAYWANT AIND

नाम
 Name

कार्यालयी क्र. क
 E.C. No. 158355



कार्यालय के प्रमुख
 Signature Holder's


 जारीकर्ता प्राधिकारी
 Issuing Authority

Jaywant Aind





BARODA DIAGNOSTIC LABORATORY

302, Trivia Complex, Natubhai Circle, Race Course, Vadodara. ☎ +91 8866009950 / 7405009950 ✉ bdl95950@gmail.com



* 2 6 5 9 6 *

Patient's name : Jaywant Aind
Age/Sex : 47 Years/Male
Referred by : C/o. I Cure Heart & Diet Clinic
Sample From : LAB
UHID :

Reg. ID : icure-613-19
Accession : 26596
Reg. Date : 11/02/2023
Collection Time : 11/02/2023 14:40

COMPLETE BLOOD COUNT

Sample Type: EDTA

Test Name	Result	Units	Biological Reference Interval
<u>Blood Counts</u>			
Haemoglobin :	15.0	Gms%	13.5 - 18.0
Total R.B.C. :	4.10	mill/c.mm	4.7 - 6.0
Total W. B. C. :	6900	/cu mm	4000 - 10500
Platelet Count :	318000	/cu.mm	1,50,000 - 4,50,000
<u>Differential Count</u>			
Neutrophils :	66	%	40 - 70
Lymphocytes :	30	%	20 - 40
Eosinophils :	01	%	1 - 4
Monocytes :	03	%	2 - 6
Basophils :	00	%	0 - 01
<u>Blood Indices</u>			
P. C. V :	40.6	%	42 - 52
M. C. V. :	99.0	fl	78 - 100
M.C.H :	36.6	pg	27 - 31
M. C. H. C :	36.9	%	32 - 36
R.D.W :	12.9	%	11.5 - 14.0
<u>E.S.R.(Westergren Method)</u>			
After one hour :	4	mm	1 - 7



Page 1 of 6

Page 1 of 2





BARODA DIAGNOSTIC LABORATORY

302, Trivia Complex, Natubhai Circle, Race Course, Vadodara. ☎ +91 8866009950 / 7405009950 ✉ bdl95950@gmail.com



★ 2 6 5 9 6 ★

Patient's name : Jaywant Aind
Age/Sex : 47 Years/Male
Referred by : C/o. I Cure Heart & Diet Clinic
Sample From : LAB
UHID :

Reg. ID : icure-613-19
Accession : 26596
Reg. Date : 11/02/2023
Collection Time : 11/02/2023 14:40

THYROID FUNCTION

Sample Type: Serum

Test Name	Result	Units	Biological Reference Interval
TOTAL T3 :	1.12	ng/ml	0.84 - 2.0
TOTAL T4 :	6.23	ug/dl	5.1 - 14.0
TSH :	1.88	mIU/L	0.25 - 5.0

Method : CLIA



LAB
LAB USE ONLY (Entered by :AP Enter Date/Time:11/02/2023 4:49:00 PM) (Verify by :OP1 Verify Date/Time:11/02/2023 5:20:00 PM)





BARODA DIAGNOSTIC LABORATORY

302, Trivia Complex, Natubhai Circle, Race Course, Vadodara. ☎ +91 8866009950 / 7405009950 ✉ bdl95950@gmail.com



Patient's name : Jaywant Aind
Age/Sex : 47 Years/Male
Referred by : C/o. I Cure Heart & Diet Clinic
Sample From : LAB
UHID :

Reg. ID : icure-613-19
Accession : 26596
Reg. Date : 11/02/2023
Collection Time : 11/02/2023 14:40

Sample Type: Serum

PSA

Test Name	Result	Units	Biological Reference Interval
PSA :	1.0	ng/ml	0 - 4.5

Interpretation guide :

: PSA is a Glycoprotein found in prostate acinar cells,
Ref. range <4.5 ng/ml. increased with age < 6.5 ng/ml, if more than 70yrs.

* Use:

-Monitor response to therapy of ca. prostate.
-PSA of >100 ng/ml predicts bone metastasis with 73% positive predictive value.

* Increased in ->

-Prostate cancer.
-Prostatitis.
-Prostatic ischemia (Sometime too high level).
-Prostate massage.
-Needle biopsy/TUR.
-Indwelling catheter.
-Vigorous bicycle exercise.
-Radiation therapy.

Method :

Electrochemiluminescence Immunoassay "ECLIA"



Page 4 of 6

LAB

LAB USE ONLY (Entered by :AP Enter Date/Time:11/02/2023 4:49:00 PM) (Verify by :OP1 Verify Date/Time:11/02/2023 5:20:00 PM)





BARODA DIAGNOSTIC LABORATORY

302, Trivia Complex, Natubhai Circle, Race Course, Vadodara. ☎ +91 8866009950 / 7405009950 ✉ bdl95950@gmail.com



* 2 6 5 9 6 *

Patient's name : Jaywant Aind
Age/Sex : 47 Years/Male
Referred by : C/o. I Cure Heart & Diet Clinic
Sample From : LAB
UHID :
Reg. ID : icure-613-19
Accession : 26596
Reg. Date : 11/02/2023
Collection Time : 11/02/2023 14:40

RENAL FUNCTION TEST

Test Name	Result	Units	Biological Reference interval
Urea :	20	mg/dl	10 - 50
Bun (Calculated) :	9.3	mg/dl	0 - 18
Creatinine :	1.0	mg/dl	0.4 - 1.5
Uricacid :	4.83	mg/dl	3.4 - 7.0
BUN CREAT RATIO :			10:1 - 20:1

Done on Fully automated biochemistry analyser - COBAS C 111



LAB
LAB USE ONLY (Entered by :AP Enter Date/Time:11/02/2023 4:49:00 PM) (Verify by :OP1 Verify Date/Time:11/02/2023 5:21:00 PM)



BARODA DIAGNOSTIC LABORATORY

302, Trivia Complex, Natubhai Circle, Race Course, Vadodara. ☎ +91 8866009950 / 7405009950 ✉ bdl95950@gmail.com



Patient's name : Jaywant Aind
Age/Sex : 47 Years/Male
Referred by : C/o. I Cure Heart & Diet Clinic
Sample From : LAB
UHID :
Reg. ID : icure-613-19
Accession : 26596
Reg. Date : 11/02/2023
Collection Time : 11/02/2023 14:40

Sample Type: Serum

LIVER FUNCTION TEST

Test Name	Result	Units	Biological Reference Interval
S.G.P.T (ALT) :	12	U/L	0 - 40
S.G.O.T (AST) :	15	U/L	0 - 37
ALK.PHOSPHATASE :	52	U/L	40 - 130
G.G.T :	10.2	U/L	8 - 78
<u>Bilirubin</u>			
Total :	0.31	mg/dl	0.2 - 1.0
Direct :	0.20	mg/dl	0 - 0.6
Indirect :	0.11	mg/dl	0 - 0.5
<u>Serum Proteins</u>			
Total Protein :	7.0	gms/dl	6.4 - 8.3
Albumin :	4.16	gms/dl	3.8 - 4.4
Globulins :	2.84	gms/dl	2.3 - 3.5
A/G Ratio :	1.46		0.9 - 2.9

Done on Fully automated biochemistry analyser - COBAS C 111



Page 6 of 6

LAB
LAB USE ONLY (Entered by :AP Enter Date/Time:11/02/2023 4:50:00 PM) (Verify by :OP1 Verify Date/Time:11/02/2023 5:20:00 PM)





BARODA DIAGNOSTIC LABORATORY

302, Trivia Complex, Natubhai Circle, Race Course, Vadodara. ☎ +91 8866009950 / 7405009950 ✉ bdi95950@gmail.com



Patient's name : Jaywant Aind
Age/Sex : 47 Years/Male
Referred by : C/o. I Cure Heart & Diet Clinic
Sample From : LAB
UHID :

Reg. ID : icure-612-19
Accession : 26594
Reg. Date : 11/02/2023
Collection Time : 11/02/2023 14:39

LIPID PROFILE

Sample Type: Serum

Test Name	Result	Units	Biological Reference interval
Cholesterol :	<u>219</u>	mg/dl	0 - 200
Triglyceride :	<u>184</u>	mg/dL	0 - 150
HDL - Cholesterol :	46	mg/dL	35 - 65
LDL - Cholesterol :	<u>136.2</u>	mg/dL	0 - 130
VLDL - Cholesterol :	<u>36.8</u>	mg/dL	0 - 30
Total Cholesterol/HDL Ratio :	4.76		1 - 6
LDL / HDL Cholesterol Ratio :	2.96		0 - 3.5

Done on Fully automated biochemistry analyser - COBAS C 111



LAB

LAB USE ONLY (Entered by :AP Enter Date/Time:11/02/2023 5:01:00 PM) (Verify by :OP1 Verify Date/Time:11/02/2023 5:13:00 PM)





BARODA DIAGNOSTIC LABORATORY

302, Trivia Complex, Natubhai Circle, Race Course, Vadodara. ☎ +91 8866009950 / 7405009950 📧 bdl95950@gmail.com



Patient's name : Jaywant Aind
Age/Sex : 47 Years/Male
Referred by : C/o. I Cure Heart & Diet Clinic
Sample From : LAB
UHID :

Reg. ID : icure-612-19
Accession : 26594
Reg. Date : 11/02/2023
Collection Time : 11/02/2023 14:39

HbA1C REPORT

Sample Type: EDTA

Test Name	Result	Units	Biological Reference Interval
HbA1C :	8.24	%	Excellent control: 4.2-6.2 Good Control : 6.3-7.2 Fair Control : 7.3-8.2 Poor Control : >8.3
Mean Blood Glucose levels : of last 03months	190.0	mg/dl	

NOTE

*As per the new 2009 update of American Diabetes Association regarding HbA1C & Mean Blood Glucose relationship.

This test is used to monitor diabetic patients compliance with the therapeutic regimen and long term blood glucose control. It's level is proportional to both the average blood glucose concentration and the life span of the red blood cells (RBC) in circulation. HbA1c values are free of day to day glucose fluctuations and are unaffected by exercise or recent food intake.



LAB
LAB USE ONLY (Entered by :AP Enter Date/Time:11/02/2023 5:01:00 PM) (Verify by :OP1 Verify Date/Time:11/02/2023 5:13:00 PM)



BARODA DIAGNOSTIC LABORATORY

Name : JAYWANT AIND
Ref By : ICURE HEART & DIET CLINIC

Age/Sex : 47 Yrs./M
Date : 11/02/2023
Report ID. : 8

HAEMOGRAM PROFILE

TEST

Blood Group
Rh Factor
(Anti D.)

RESULT

: " AB "
: " POSITIVE "

BIOCHEMISTRY

FASTING (FBS)

Blood Glucose

: 181.0 mg/dL 70 - 110 mg/dL

POST-PRANDIAL

Blood Glucose

: 250.0 mg/dL 80 - 140 mg/dL

Done By Fully Auto Analyzer MIURA, A-1004

END OF REPORT



Dr. Nehal Tiwari
(MD)
Consultant Pathologist
(Reg. No. G-54530)



Dr. Priya Kriplani
(MD)
Consultant Pathologist
(Reg. No. G-46004)

302, Trivia Complex, Natubhai Circle, Race Course, Vadodara. ☎ +91 8866009950 / 7405009950 ✉ bdl95950@gmail.com

Laboratory results serve as an aid to diagnosis & should be interpreted in relation to clinical findings. Please refer back to laboratory in case of any discrepancy



BARODA DIAGNOSTIC LABORATORY

Name : JAYWANT AIND
Ref By : ICURE HEART & DIET CLINIC

Age/Sex : 47 Yrs./M
Date : 11/02/2023
Report ID. : 8

EXAMINATION OF URINE

TEST	RESULT	UNIT
Sample	: FASTING	
PHYSICAL EXAMINATION		
Quantity	: 10	mL
Colour	: YELLOW	
Transparency	: CLEAR	
Specific Gravity	: 1.030	
Reaction	: ACIDIC	
Deposits	: ABSENT	
CHEMICAL EXAMINATION		
Albumin	: NIL	
Sugar	: NIL	
Acetone	: ABSENT	
Bile Salts	: ABSENT	
Bile Pigments	: ABSENT	
Urobilinogen	: NORMAL : ~ < 1.0 mg/dL	
Occult Blood	: ABSENT	
Nitrate	: ABSENT	
MICROSCOPIC EXAMINATION		
Pus Cells	: 0-1 / hpf	
RBC	: NIL	
Epithelial Cells	: NIL	
Crystals	: NIL	
Amorphous Phosphate	: NIL	
Cast	: NIL	

END OF REPORT



Dr. Nehal Tiwari
(MD)
Consultant Pathologist
(Reg No G-54530)



Dr. Priya Kriplani
(MD)
Consultant Pathologist
(Reg No. G-46004)

302, Trivia Complex, Natubhai Circle, Race Course, Vadodara. ☎ +91 8866009950 / 7405009950 ✉ bdi95950@gmail.com

Laboratory results serve as an aid to diagnosis & should be interpreted in relation to clinical findings. Please refer back to laboratory in case of any discrepancy



Scanned with OKEN Scanner

2D Echocardiography & Color Doppler Report

iCure Hear care, 402, Epsilon tower, opp Pasha bhai park, Race course, Vadodara

Patient Name: Mr Jayawant Aind

Dates: 11 / 02 / 2023

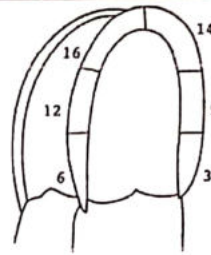
Age Gender: male - 47 Years

M. Mode Study:

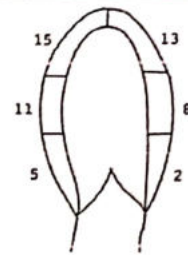
LA	37	IVS	10	PWD	11
AO	25	LVDs	23	LVDd	47

Doppler Study:

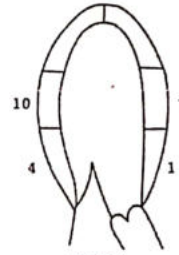
Mitral Valve	E: 0.98 A: 0.55
Aortic Valve	Normal
Tricuspid Valve	Normal
Pulmonary Valve	Normal



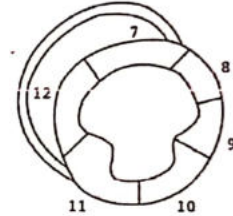
Apical
4 chamber view



Apical
2 chamber view



Apical
3 chamber view



Parasternal short
axis view

Conclusion:

- Normal LV Systolic function
- LVEF: 62 % ,No RWMA
- Cardiac Chambers: Normal
- Diastolic function: Normal
- TR: No PAH: No RVSP: 14mmhg
- No Ms , No MR
- Mild AR , No AS
- ASD/VSD/PDA/Co-A : No
- No Clots or vegetations found
- IVC: 11mm size with Normally collapsive

Note:

Normal 2D echo report does not rule out cardiac diseases
This report shall not be used for Medico legal purposes,
Clinical Correlation advisable.



Dr. Krish P. Vaidya
MD, PGCC

Associate Consultant-Cardiology
Reg.No.G-50510

Dr. Krish P Vaidya

Consultant Cardiologist, Diabetologist
& General Physician


Heart & General Clinic

NAME : Mr Jaywant Aind

AGE : 47Y/M

DATE : 11/02/2023

ULTRASONOGRAPHY OF WHOLE ABDOMEN
(Screening Only)

Liver is normal in size and echotexture and shows normal parenchymal reflectivity. No focal lesion is seen. Hepatic veins appear normal. There is no evidence of any dilated intra hepatic biliary radicals.

Portal Vein appears normal in diameter.

Common Bile Duct is of normal diameter.

Gallbladder is *physiologically distended with normal wall thickness. There is no evidence of gallstones.*
No evidence of peri-cholecystic fluid or probe tenderness.

Pancreas is normal in size and shows homogenous reflectivity. There is no evidence of any calcification or ductal dilatation.

Spleen is normal size and shows a homogenous echotexture. There is no evidence of any focal lesion.

Both Kidneys are normal in position and size. They show normal cortical reflectivity and cortico-medullary distinction. Right kidney measures 85x35mm. Left kidney measures 96x48mm.
There is no evidence of renal calculi, hydronephrosis or mass seen.

Bladder is well distended and shows normal wall thickness. No evidence of intra-luminal mass or calculi.

Prostate gland is normal in size . it has smooth outlines and normal reflectivity

There is no evidence of ascites.

No evidence of any gross bowel mass seen.

No evidence of any aorto-caval or mesenteric root lymphadenopathy.

No mass or collection in right iliac fossa.

CONCLUSION: No sonographic abnormality is seen.



Mehul Prajapati

DR. MEHUL PRAJAPATI
CONSULTANT RADIOLOGIST

 **icure™**
Heart & General Clinic

iCure Heart& Diet Clinic, 402, Epsil on tower, opp Pasha bhai park, Race course, Vadodara

NAME	JAYWANT AINA	AGE/SEX	47 MALE
REF BY	I cure heart & diet clinic	DATE	11-02-23

X-RAY CHEST PA VIEW (PORTABLE)

FINDING

BOTH LUNGS FIELDS ARE NORMAL .
REMAINING LUNG FIELDS ARE NORMAL.
BOTH COSTOPHRENIC RECESS ARE CLEAR.
CARDIAC SIZE WITHIN NORMAL LIMITS.
MEDIASTINUM AND BONY THORACIC CAGE REVEAL NO ABNORMALITY.

IMPRESSION : NORMAL LUNGS HEART AND MEDIASTUINUM..



DR.HIMANI VIRAPARA
Regn. No: G.28771
M.D. [Radiodiagnosis]
(CONSULTANT RADIOLOGIST)



Ajanta Co Operative Society, Nr Trident Complex Elorapark Crossing CNG Pump Road Vadodara 390023.
MAIL: sunnydigitalxray@yahoo.com

[24 x 7 EMERGENCY SERVICE]