

Reg. No : CIMS/A/2022/390736	Visit No : HC/28/122/33 [HCV]
Patient Name : MR. HITESHKUMAR SHARMA	Age(Y-M-D)/Sex : 30 Y 6 M 1 D. / Male
Referring Doctor : Dr. CIMS DOCTOR	Doctor
Ward/Room	Bed
ORD/281122/608 Lab No : 2022175495 LSN : 937668 (Whole Blood)	Sample Quality : Normal
Collection Time : 28/11/2022 11:00:40 Arrival : 28/11/2022 13:32:40	Validation Time: 28/11/2022 6:23:18PM

	Result	Unit	Reference Range
CBC With ESR			
TOTAL COUNT			
Hemoglobin <i>(SLS Hemoglobin Detection method)</i>	16.8	g/dl	13.5 - 18.0 g/dl
Total RBC Count <i>(Hydro Dynamic Focusing Method)</i>	5.7	mill/Cmm	4.7 - 6.0 mill/Cmm
HCT <i>(Hydro Dynamic Focusing Method)</i>	51	%	42 - 52 %
Total WBC Count <i>(Flow Cytometry)</i>	8090	/Cmm	4000 - 10500 /Cmm
Platelet Count <i>(Hydro Dynamic Focusing Method)</i>	325000	/Cmm	150000 - 450000 /Cmm
DIFFERENTIAL COUNT (by Flow Cytometry)			
Polymorphs	55	%	40 - 70 %
Lymphocytes	37	%	22 - 45 %
Eosinophils	02	%	01 - 04 %
Monocytes	08	%	01 - 06 %
Basophils	00	%	00 - 01 %
Immature Granulocytes	00	%	0 - 2 %
Smear Study			
RBCs are Normochromic & Normocytic. Platelets are adequate in number. Malarial Parasites are not seen. No Premature cells are seen.			
BLOOD INDICES (by Calculated Method)			
M.C.V	89.5	fl	78 - 100 fl
M.C.H	29.5	pg	27 - 31 pg
M.C.H.C.	32.9	gm/dl	32 - 36 gm/dl
RDW-CV	11.9	%	11.5 - 14.0 %
ESR (Red Cell Aggregation)			
After One Hour	5	mm	0 - 10 mm

Blood Group Rh

Dr. Manisha Shah
MD (Path & Bact)
Consultant Pathologist
Reg. No. : G-15496

Dr. Jitendra Nayak
MD (Path)
Consultant Pathologist
Reg. No. : G-14786

Dr. Kazumi Gondalla
M.D. (Path)
Consultant Pathologist
Reg. No. : G-21729



Reg. No : CIMS/A/2022/390736	Visit No : HC/281122/33 [HCV]
Patient Name : MR. HITESHKUMAR SHARMA	Age(Y-M-D)/Sex : 30 Y 6 M 1 D. / Male
Referring Doctor : Dr. CIMS DOCTOR	Doctor
Ward/Room	Bed

ORD/281122/608 Lab No : 2022175495 LSN : 937668 (Whole Blood) Sample Quality : Normal
 Collection Time : 28/11/2022 11:00:40 Arrival : 28/11/2022 13:32:40 Validation Time : 28/11/2022 6:23:18PM

ESR PATHOLOGICAL LABORATORY

ABO	"A"		
Rh	POSITIVE		
HbA1c (Glycosylated Haemoglobin)			
TEST			
HbA1c (Glyco Hb) <i>(Immuno Turbidimetric)</i>	5.82	%	4.8-5.9% Normal 5.9-7.0% Good diabetic control 7.0-10.0% Fair diabetic control >10.0% Poor diabetic control
Mean Plasma Glucose	129.9	mg/dL	80 - 140 mg/dL

*** END OF REPORT ***

28/11/2022

[Signature]

Dr. Kazumi Gondalia
M.D. (Path)
Consultant Pathologist
Reg. No. : G-21729



Dr. Manisha Shah
 MD (Path & Bact)
 Consultant Pathologist
 Reg. No. : G-15496

Dr. Jitendra Nayak
 MD (Path)
 Consultant Pathologist
 Reg. No. : G-14786

CIMS Hospital Private Limited

Plot No 67/1, Opp. Panchamrut Bungalows, Near Shukan Mall, Off Science City Road, Sola, Ahmedabad - 380060, Gujarat

Print By : ankita rajput CIN No. U9510GJ2001PTC039962



Reg. No : CIMS/A/2022/390736	Visit No : HIC/281122/33 [HCV]
Patient Name : MR. HITESHKUMAR SHARMA	Age(Y-M-D)/Sex : 30 Y 6 M 1 D. / Male
Referring Doctor : Dr. CIMS DOCTOR	Doctor :
Ward/Room :	Bed :
ORD/281122/608 Lab No : 2022175497 LSN : 937668 (SERUM)	Sample Quality : Normal
Collection Time : 28/11/2022 11:00:40	Arrival : 28/11/2022 13:32:40 Validation Time : 28/11/2022 10:59:29PM

FOR LABORATORY REFERENCE

	<u>Result</u>	<u>Unit</u>	<u>Reference Range</u>
P.P. Glucose (Hexokinase)	71.2	mg/dL	70 - 140 mg/dL
P.P. Urine Glucose S.N.G. = Sample Not Given	S.N.G.		

2022

Dr. Manisha Shah
MD (Path & Bact)
Consultant Pathologist
Reg. No. : G-15496

Dr. Jitendra Nayak
MD (Path)
Consultant Pathologist
Reg. No. : G-14786



CIMS Hospital Private Limited

Plot No 67/1, Opp. Panchamrut Bungalows, Near Shukan Mall, Off Science City Road, Sola, Ahmedabad - 380060, Gujarat

1800 505 8888 CIN No. U95110G 32001PTC039962

Printed By : ankit rajput

Print Date/Time : 09/12/2022 18:38:07

Page 1 of 4

Reg. No : CIMS/A/2022/390736	Visit No : HC/281122/33 [ICV]
Patient Name : MR. HITESHKUMAR SHARMA	Age(Y-M-D)/Sex : 30 Y 6 M 1 D / Male
Referring Doctor : Dr. CIMS DOCTOR	Doctor :
Ward/Room :	Bed :


ORD/281122/608 Lab No : 2022175497 LSN : 937668 (SERUM) Sample Quality : Normal
 Collection Time : 28/11/2022 11:00:40 Arrival : 28/11/2022 13:32:40 Validation Time: 28/11/2022 6:48:35PM

Liver Function Test

	Result	Unit	Reference Range
Alkaline Phosphatase <i>(PNPP, AMP Buffer Method, Colorimetric)</i>	80.2	U/L	40 - 129 U/L
Bilirubin			
Total Bilirubin <i>(Diazo special Iazanium Iron with Bilirubin)</i>	1.03	mg/dL	0.0 - 1.0 mg/dL
Direct Bilirubin <i>(Diazo, Evelyn Malloy) with Blank</i>	0.3	mg/dL	0.0 - 0.2 mg/dL
Indirect Bilirubin <i>(Calculated from Total and Direct Bilirubin)</i>	0.73	mg/dL	0.0 - 0.8 mg/dL
SGPT (ALT) <i>(IFCC without pyridoxal phosphate)</i>	51.9	U/L	0 - 41 U/L
SGOT (AST) <i>(IFCC without pyridoxal 5 phosphate)</i>	31.2	U/L	0 - 40 U/L
Total Protein			
Total Proteins <i>(Biorad Method)</i>	8.06	gm/dl	6.4 - 8.3 gm/dl
Albumin <i>(Bromocresol Green Colorimetric)</i>	5.37	gm/dl	3.97 - 4.95 gm/dl
Globulin	2.69	gm/dl	2.2 - 3.5 gm/dl
A/G Ratio	2		0.9 - 2.1

FOR PANCHAMRUJ BUNGLOWS

28



Dr. Kazumi Gondalia
M.D. (Path)
Consultant Pathologist
 Reg. No. : G-21729

Dr. Manisha Shah
 MD (Path & Bact)
 Consultant Pathologist
 Reg. No. : G-15496

Dr. Jitendra Nayak
 MD (Path)
 Consultant Pathologist
 Reg. No. : G-14786



CIMS Hospital Private Limited

Plot No 67/1, Opp. Panchamruj Bunglows, Near Shukan Mall, Off Science City Road, SoLa, Ahmedabad - 380060, Gujarat

Print By : ankur.raiput

Reg. No : CIMS/A/2022/390736	Visit No : HC/281122/33 [HCV]
Patient Name : MR. HITESHKUMAR SHARMA	Age(Y-M-D)/Sex : 30 Y 6 M 1 D. / Male
Referring Doctor : Dr. CIMS DOCTOR	Doctor
Ward/Room	Bed


ORD/281122/608 Lab No : 2022175497 LSN : 937668 (SERUM) Sample Quality : Normal
Collection Time : 28/11/2022 11:00:40 Arrival : 28/11/2022 13:32:40 Validation Time : 28/11/2022 6:48:34PM

	Result	Unit	Reference Range
BUN * (Ureas with UV)	13.1	mg/dL	8 - 20 mg/dL
Creatinine (Buffered Jaffe Reaction Kinetic Compensated)	0.75	mg/dL	0.7 - 1.2 mg/dL
Estimated GFR	-	mL/min/1.73m2	59 - 137 mL/min/1.73m2
Fasting Glucose (Hexokinase)	69.8	mg/dL	70 - 100 mg/dL
Thyroid Function Test			
TOTAL T3 (T3) * (Electrochemiluminescence Assay)	1.37	ng/ml	0.846 - 2.02 ng/ml
TOTAL T4 (T4) * (Electrochemiluminescence Assay)	10.93	µg/ml	5.13 - 14.06 µg/ml
TSH (Electrochemiluminescence Assay)	2.66	µIU/ml	0.27 - 4.20 µIU/ml
Uric Acid (Uricase Colorimetric Enzymatic)	4.87	mg/dL	3.4 - 7.0 mg/dL
Vitamin B-12 (Electrochemiluminescence Assay)	145.6	pg/ml	211-946 pg/ml
Vitamin D (25 OH) * (Electrochemiluminescence Assay)	10.54	ng/ml	Deficiency : ≤ 20 ng/ml Insufficiency : 21 - 29 ng/ml Normal : ≥ 30 ng/ml

*** END OF REPORT ***

Dr. Manisha Shah
MD (Path & Bact)
Consultant Pathologist
Reg. No. : G-15496

Dr. Jitendra Nayak
MD (Path)
Consultant Pathologist
Reg. No. : G-14786


Dr. Kazumi Gondalia
M.D. (Path)
Consultant Pathologist
Reg. No. : G-21729




Reg. No	: CIMS/A/2022/390736	Visit No	: HC/281122/33 [HCV]
Patient Name	: MR. HITESHKUMAR SHARMA	Age(Y-M-D)/Sex	: 30 Y 6 M 1 D. / Male
Referring Doctor	: Dr. CIMS DOCTOR	Doctor	:
Ward/Room	:	Bed	:

ORD/281122/608 Lab No : 2022175497 LSN : 937668 (SERUM) Sample Quality : Normal
 Collection : 28/11/2022 11:00:40AM Arrival: 28/11/2022 13:32:59 Validation Time 28/11/2022 17:57:45

<u>Lipid Profile (With Direct LDL)</u>	<u>Result</u>	<u>Unit</u>	<u>Reference Range</u>
Type of Sample	: Fasting	-	
Cholesterol <i>(Enzymatic/Colorimetric, Cholesterol Oxidase, Esterase, Peroxidase Gen. 2)</i>	: 233.6	mg/dL	Less than 160 mg/dl Excellent Less than 200 mg/dl Desirable 200-239 mg/dl Borderline High 240 mg/dl & over High
Triglyceride <i>(Enzymatic Colorimetric without Glycerol Blank without Serum Blank)</i>	: 144.3	mg/dL	Less than 150 mg/dl Normal 150 - 199 mg/dl Borderline High 200-499 mg/dl High 500 mg/dl or greater Very High
HDL Cholesterol <i>(Direct Measured Homogenous Technique Modified Enzymatic Colorimetric Gen. 3)</i>	: 50.2	mg/dL	Less than 40 mg/dl Low 60 mg/dl or above Excellent
LDL Cholesterol (DIRECT) <i>(Homogenous Enzymatic colorimetric Assay)</i>	: 168.6	mg/dL	Less than 80 mg/dl Excellent Less than 100 mg/dl Optimal 100 - 129 mg/dl Near or above optimal 130 - 159 mg/dl Borderline High 160 - 189 mg/dl High 190 mg/dl & above Very High -
VLDL Cholesterol <i>(Calculated)</i>	: 28.86	mg/dL	15 - 30 mg%
Cholesterol/HDL Ratio <i>(Calculated)</i>	: 4.65		Normal upto 4.5
LDL/HDL Ratio <i>(Calculated)</i>	: 3.36		Less than 3.6

Remarks :


Dr. Kazumi Gondalia
 M.D. (Path)
 Consultant Pathologist
 Reg. No. : G-21729

Dr. Manisha Shah
 MD (Path & Bact)
 Consultant Pathologist
 Reg. No. : G-15496

Dr. Jitendra Nayak
 MD (Path)
 Consultant Pathologist
 Reg. No. : G-14786



Reg. No : CIMS/A/2022/390736	Visit No : HC/281122/33 [HCV]
Patient Name : MR. HITESHKUMAR SHARMA	Age(Y-M-D)/Sex : 30 Y 6 M 1 D. / Male
Referring Doctor : Dr. CIMS DOCTOR	Doctor
Ward/Room :	Bed

ORD/281122/608 Lab No : 2022175521 LSN : 937668 (Urine) Sample Quality : Normal
 Collection Time : 28/11/2022 13:47:16 Arrival : 28/11/2022 13:47:16 Validation Time : 28/11/2022 2:38:47PM

	Result	Unit	Reference Range
Urine R & M			
PHYSICAL EXAMINATION			
Quantity	20 cc		
Colour	Pale Yellow		
Transparency	Clear		
Reaction	5.0		
(QDS-10 Strip)			
Sp. Gravity	1.020		1.005 - 1.035
(QDS-10 Strip)			
CHEMICAL EXAMINATION :			
U. Albumin	Nil		
(QDS-10 Strip/Manual)			
U. Glucose	Nil		
(QDS-10 Strip/Manual)			
U. Acetone	Absent		
(QDS-10 Strip/Manual)			
BS/BP	Absent		
(QDS-10 Strip/Manual)			
MICROSCOPIC EXAMINATION			
Pus Cell	Occasional	/H.P.F.	/H.P.F.
Red Blood Cell	Nil	/H.P.F.	/H.P.F.
Epithelial Cell	1-2	/H.P.F.	/H.P.F.
Cast	Not Seen		
Crystals	Not Seen		
Amorphous	Absent		
Monilia	Absent		

*** END OF REPORT ***

Dr. Manisha Shah
 MD (Path & Bact)
 Consultant Pathologist
 Reg. No. : G-15496

Dr. Jitendra Nayak
 MD (Path)
 Consultant Pathologist
 Reg. No. : G-14786



CIMS Hospital Private Limited

Plot No 67/1, Opp. Panchamrut Bunglows, Near Shukan Mall, Off Science City Road, Sola, Ahmedabad - 380060, Gujarat

© 1900 309 9999 CIN No. U85110GJ2001PTC039962

Print By : ankita.rajpur

Print Date/Time : 03/12/2022 18:38:48

Page 1 of 1