

Reg. No : CIMS/A/2022/390725	Visit No : HC/281122/27 [HCV]
Patient Name : Mrs. AMRITA NAYAK	Age(Y-M-D)/Sex : 33 Y 5 M 26 D. / Female
Referring Doctor : Dr. CIMS DOCTOR	Doctor :
Ward/Room :	Bed :

ORD/281122/529 Lab No : 2022175443 LSN : 937651 (Whole Blood) Sample Quality : Normal
 Collection Time : 28/11/2022 9:35:08 Arrival : 28/11/2022 13:24:08 Validation Time : 28/11/2022 5:20:24PM

	<u>Result</u>	<u>Unit</u>	<u>Reference Range</u>
CBC With ESR			
TOTAL COUNT			
Hemoglobin <i>(SLS Hemoglobin Detection method)</i>	12.1	g/dl	12.5 - 16.0 g/dl
Total RBC Count <i>(Hydro Dynamic Focusing Method)</i>	4.57	mill/Cmm	4.2 - 5.4 mill/Cmm
HCT <i>(Hydro Dynamic Focusing Method)</i>	37.5	%	37 - 47 %
Total WBC Count <i>(Flow Cytometry)</i>	4710	/Cmm	4000 - 10500 /Cmm
Platelet Count <i>(Hydro Dynamic Focusing Method)</i>	278000	/Cmm	150000 - 450000 /Cmm

DIFFERENTIAL COUNT (by Flow Cytometry)

Polymorphs	55	%	40 - 70 %
Lymphocytes	37	%	22 - 45 %
Eosinophils	01	%	01 - 04 %
Monocytes	07	%	01 - 06 %
Basophils	00	%	00 - 01 %
Immature Granulocytes	00	%	0 - 2 %
Smear Study			

RBCs are Normochromic & Normocytic.
 Platelets are adequate in number.
 Malarial Parasites are not seen.
 No Premature cells are seen.

BLOOD INDICES (by Calculated Method)


M.C.V	82.1	fl	78 - 100 fl
M.C.H	26.5	pg	27 - 31 pg
M.C.H.C.	32.3	gm/dl	32 - 36 gm/dl
RDW-CV	12.7	%	11.5 - 14.0 %

ESR (Red Cell Aggregation)

After One Hour	39	mm	0 - 12 mm
----------------	----	----	-----------

Blood Group Rh

ABO	"O"
-----	-----


Dr. Kazumi Gondalia
 M.D. (Path)
 Consultant Pathologist
 Reg. No. : G-21729

Dr. Manisha Shah
 MD (Path & Bact)
 Consultant Pathologist
 Reg. No. : G-15496

Dr. Jitendra Nayak
 MD (Path)
 Consultant Pathologist
 Reg. No. : G-14786



CIMS Hospital Private Limited

Plot No 67/1, Opp. Panchamrut Bunglows, Near Shukan Mall, Off Science City Road, Sola, Ahmedabad - 380060, Gujarat

☎ 1800 309 8999 CIN No. U85110GJ2001PTCO39962

Print By : *hemateparakh*

Reg. No : CIMS/A/2022/390725	Visit No : HC/281122/27 [HCV]
Patient Name : Mrs. AMRITA NAYAK	Age(Y-M-D)/Sex : 33 Y 5 M 26 D. / Female
Referring Doctor : Dr. CIMS DOCTOR	Doctor :
Ward/Room :	Bed :


ORD/281122/529 Lab No : 2022175443 LSN : 937851 (Whole Blood) Sample Quality : Normal
 Collection Time : 28/11/2022 9:35:08 Arrival : 28/11/2022 13:24:08 Validation Time : 28/11/2022 4:11:03PM

100% PATIENTS SATISFACTION GUARANTEED
 24x7 EMERGENCY SERVICE
 100% ACCURACY
 100% FOLLOW UP

	Result	Unit	Reference Range
HbA1c (Glycosylated Haemoglobin)			
TEST			
HbA1c (Glyco Hb) (Immuno Turbidimetric)	5.40	%	4.8-5.9% Normal 5.9-7.0% Good diabetic control 7.0-10.0% Fair diabetic control >10.0% Poor diabetic control
Mean Plasma Glucose	114.8	mg/dL	80 - 140 mg/dL

Dr. Manisha Shah
MD (Path & Bact)
Consultant Pathologist
Reg. No. : G-15496

Dr. Jitendra Nayak
MD (Path)
Consultant Pathologist
Reg. No. : G-14786


Dr. Shreya Patel
MD(Path)
Consultant Pathologist



CIMS Hospital Private Limited

Plot No 67/1, Opp. Panchamrut Bungalows, Near Shukan Mail, Off Science City Road, Sola, Ahmedabad - 380060, Gujarat
 ☎ 1800 309 9999 CIN No. U8510GJ2001PTC039962

Reg. No : CIMS/A/2022/390725	VisitNo : HC/281122/27 [HCV]
Patient Name : Mrs. AMRITA NAYAK	Age(Y-M-D)/Sex : 33 Y 5 M 26 D. / Female
Referring Doctor : Dr. CIMS DOCTOR	Doctor :
Ward/Room :	Bed :
ORD/281122/529 Lab No : 2022175443 LSN : 937651 (Whole Blood) Sample Quality : Normal	Arrival : 28/11/2022 13:24:08 Validation Time : 28/11/2022 4:29:10PM
Collection Time : 28/11/2022 9:35:06	


Rh

POSITIVE

*** END OF REPORT ***

FOR PATHOLOGY REPORTS

27


Dr. Kazumi Gondalia
M.D. (Path)
Consultant Pathologist
Reg. No. : G-21729

Dr. Manisha Shah
MD (Path & Bact)
Consultant Pathologist
Reg. No. : G-15496

Dr. Jitendra Nayak
MD (Path)
Consultant Pathologist
Reg. No. : G-14786



Reg. No : CIMS/A/2022/390725	Visit No : HC/281122/27 [HCV]
Patient Name : Mrs. AMRITA NAYAK	Age(Y-M-D)/Sex : 33 Y 5 M 26 D. / Female
Referring Doctor : Dr. CIMS DOCTOR	Doctor :
Ward/Room :	Bed :
ORD/281122/529 Lab No : 2022175444 LSN : 937651 (SERUM)	Sample Quality : Normal
Collection Time : 28/11/2022 9:35:08	Arrival : 28/11/2022 13:24:08 Validation Time : 28/11/2022 3:38:03PM

Liver Function Test

	Result	Unit	Reference Range
Alkaline Phosphatase <i>(PNPP, AMP Buffer Method, Colorimetric)</i>	114.3	U/L	35 - 104 U/L
Billirubin			
Total Billirubin <i>(Diazospecial Iazonium Iron with Blank)</i>	0.85	mg/dL	0.0 - 1.0 mg/dL
Direct Billirubin <i>(Diazo, (Evelyn Malloy) with Blank)</i>	0.22	mg/dL	0.0 - 0.2 mg/dL
Indirect Billirubin <i>(Calculated from Total and Direct Billirubin)</i>	0.43	mg/dL	0.0 - 0.8 mg/dL
SGPT (ALT) <i>(IFCC without pyridoxal phosphate)</i>	150.9	U/L	0 - 33 U/L
SGOT (AST) <i>(IFCC without pyridoxal 5 phosphate)</i>	121.3	U/L	0 - 32 U/L
Total Protein			
Total Proteins <i>(Biuret Method)</i>	8.28	gm/dl	6.4 - 8.3 gm/dl
Albumin <i>(Bromocresol Green Colorimetric)</i>	4.77	gm/dl	3.97 - 4.95 gm/dl
Globulin	3.51	gm/dl	2.2 - 3.5 gm/dl
A/G Ratio	1.36		0.9 - 2.1

FOR INFORMATION



Dr. Shreya Patel

MD (Path)

Consultant Pathologist



XL (L.S.)

NABH

Dr. Manisha Shah
MD (Path & Bact)
Consultant Pathologist
Reg. No. : G 15496

Dr. Jitendra Nayak
MD (Path)
Consultant Pathologist
Reg. No. : G-14786

CIMS Hospital Private Limited

Plot No 67/1, Opp. Panchamrut Bunglows, Near Shukan Mall, Off Science City Road, Sola, Ahmedabad - 380060, Gujarat
☎ 1800 309 9999 CIN No. U85110GJ2001PTCO39962

Print By : namrataparekh

Print Date/Time : 29/11/2022 17:01:10

Page 1 of 2


Reg. No : CIMS/A/2022/390725	Visit No : HC/281122/27 [HCV]
Patient Name : Mrs. AMRITA NAYAK	Age(Y-M-D)/Sex : 33 Y 5 M 26 D. / Female
Referring Doctor : Dr. CIMS DOCTOR	Doctor :
Ward/Room :	Bed :
ORD/281122/529 Lab No : 2022175444 LSN : 937651 (SERUM) Sample Quality : Normal	Collection Time : 28/11/2022 9:35:08 Arrival : 28/11/2022 13:24:08 Validation Time : 28/11/2022 3:38:01PM

	Result	Unit	Reference Range
Creatinine <i>(Buffered Jaffe Reaction Kinetic Compensated)</i>	0.57	mg/dL	0.5 - 0.9 mg/dL
Estimated GFR	-	mL/min/1.73m2	71 - 121 mL/min/1.73m2
Fasting Glucose <i>(Hexokinase)</i>	70.5	mg/dL	70 - 100 mg/dL
Thyroid Function Test:			
TOTAL T3 (T3) * <i>(Electrochemiluminescence Assay)</i>	1	ng/ml	0.846 - 2.02 ng/ml
TOTAL T4 (T4) * <i>(Electrochemiluminescence Assay)</i>	6.77	µg/ml	5.13 - 14.06 µg/ml
TSH <i>(Electrochemiluminescence Assay)</i>	3.54	µIU/ml	0.27 - 4.20 µIU/ml
Uric Acid <i>(Uricase Colorimetric Enzymatic)</i>	2.88	mg/dL	2.4 - 5.7 mg/dL
Vitamin B-12 <i>(Electrochemiluminescence Assay)</i>	752.2	pg/ml	211-946 pg/ml
Vitamin D (25 OH) * <i>(Electrochemiluminescence Assay)</i>	11.74	ng/ml	Deficiency : ≤ 20 ng/ml Insufficiency : 21 - 29 ng/ml Normal : ≥ 30 ng/ml

*** END OF REPORT ***

Dr. Manisha Shah
MD (Path & Bact)
Consultant Pathologist
Reg. No. : G-15496

Dr. Jitendra Nayak
MD (Path)
Consultant Pathologist
Reg. No. : G-14786


Dr. Shreya Patel
MD(Path)
Consultant Pathologist



CIMS Hospital Private Limited

Plot No 67/1, Opp. Panchamrui Bungalows, Near Shukan Mall, Off Science City Road, Sola, Ahmedabad - 380060, Gujarat
☎ 800 309 9999 CIN No. U8:10GJ2001PTC039962

Reg. No : CIMS/A/2022/390725	VisitNo : HC/281122/27 [HCV]
Patient Name : Mrs. AMRITA NAYAK	Age(Y-M-D)/Sex : 33 Y 6 M 26 D. / Female
Referring Doctor : Dr. CIMS DOCTOR	Doctor :
Ward/Room :	Bed :

QRD/281122/529 Lab No : 2022175445 LSN : 937651 (SERUM) Sample Quality : Normal
Collection Time : 28/11/2022 9:35:08 Arrival : 28/11/2022 13:24:08 Validation Time : 28/11/2022 3:33:59PM

	Result	Unit	Reference Range
BUN * (Urea with UV)	7.4	mg/dL	6 - 20 mg/dL
*** END OF REPORT ***			

Molecular Pathology Report

28/11/2022



Dr. Shreya Patel
MD(Path)
Consultant Pathologist

Dr. Manisha Shah
MD (Path & Bact)
Consultant Pathologist
Reg. No. : G-15496

Dr. Jitendra Nayak
MD (Path)
Consultant Pathologist
Reg. No. : G-14786




CIMS Hospital Private Limited

Reg. No : CIMS/A/2022/390725	VisitNo : HC/281122/27 [HCV]
Patient Name : Mrs. AMRITA NAYAK	Age(Y-M-D)/Sex : 33 Y 5 M 26 D. / Female
Referring Doctor : Dr. CIMS DOCTOR	Doctor :
Ward/Room :	Bed :

ORD/281122/529 Lab No : 2022175444 LSN : 937651 (SERUM) Sample Quality : Normal
 Collection : 28/11/2022 9:35:08AM Arrival : 28/11/2022 13:21:53 Validation Time : 28/11/2022 15:14:07

<u>Lipid Profile (With Direct LDL)</u>	<u>Result</u>	<u>Unit</u>	<u>Reference Range</u>
Type of Sample	: Fasting		
Cholesterol <i>(Enzymatic/Colorimetric, Cholesterol Oxidase, Esterase, Peroxidase Gen. 2)</i>	: 174.3	mg/dL	Less than 160 mg/dl Excellent Less than 200 mg/dl Desirable 200-239 mg/dl Borderline High 240 mg/dl & over High
Triglyceride <i>(Enzymatic Colorimetric without Glycerol Blank without Serum Blank)</i>	: 54.4	mg/dL	Less than 150 mg/dl Normal 150 - 199 mg/dl Borderline High 200-499 mg/dl High 500 mg/dl or greater Very High
HDL Cholesterol <i>(Direct Mearuse Homogenous Technique Modified Enzymatic Colorimetric Gen. 3)</i>	: 63	mg/dL	Less than 40 mg/dl Low 60 mg/dl or above Excellent
LDL Cholesterol (DIRECT) <i>(Homogenous Enzymatic colorimetric Assay)</i>	: 108.9	mg/dL	Less than 80 mg/dl Excellent Less than 100 mg/dl Optimal 100 - 129 mg/dl Near or above optimal 130 - 159 mg/dl Borderline High 160 - 189 mg/dl High 190 mg/dl & above Very High
VLDL Cholesterol <i>(Calculated)</i>	: 10.88	mg/dL	15 - 30 mg%
Cholesterol/HDL Ratio <i>(Calculated)</i>	: 2.77		Normal upto 4.5
LDL/HDL Ratio <i>(Calculated)</i>	: 1.73		Less than 3.5

Remarks :



Dr. Shreya Patel
MD(Path)
Consultant Pathologist

Dr. Manisha Shah
MD (Path & Bact)
Consultant Pathologist
Reg. No. : G-15496

Dr. Jitendra Nayak
MD (Path)
Consultant Pathologist
Reg. No. : G-14786



Reg. No : CIMS/A/2022/390725	Visit No : HC/281122/27 [HCV]
Patient Name : Mrs. AMRITA NAYAK	Age(Y-M-D)/Sex : 33 Y 5 M 26 D. / Female
Referring Doctor : Dr. CIMS DOCTOR	Doctor :
Ward/Room :	Bed :
ORD/281122/529 Lab No : 2022175578 LSN : 937651 (Urine)	Sample Quality : Normal
Collection Time : 28/11/2022 14:01:33	Arrival : 28/11/2022 14:01:33 Validation Time : 28/11/2022 3:58:00PM

	Result	Unit	Reference Range
Urine R & M			
PHYSICAL EXAMINATION			
Quantity	20 cc		
Colour	Pale Yellow		
Transparency	Clear		
Reaction (QDS-10 Strip)	7.0		
Sp. Gravity (QDS-10 Strip)	1.015		1.005 - 1.035
CHEMICAL EXAMINATION			
U. Albumin (QDS-10 Strip/Manual)	Nil		
U. Glucose (QDS-10 Strip/Manual)	Nil		
U. Acetone (QDS-10 Strip/Manual)	Absent		
BS/BP (QDS-10 Strip/Manual)	Absent		
MICROSCOPIC EXAMINATION			
Pus Cell	Occasional	/H.P.F.	/H.P.F.
Red Blood Cell	Nil	/H.P.F.	/H.P.F.
Epithelial Cell	1-2	/H.P.F.	/H.P.F.
Cast	Not Seen		
Crystals	Not Seen		
Amorphous	Absent		
Monilia	Absent		
*** END OF REPORT ***			

FOR PAPER COPY

Dr. Manisha Shah
MD (Path & Bact)
Consultant Pathologist
Reg. No. : G-15496

Dr. Jitendra Nayak
MD (Path)
Consultant Pathologist
Reg. No. : G-14786

Dr. Kazumi Gondalia
M.D. (Path)
Consultant Pathologist
Reg. No. : G-21729



CIMS Hospital Private Limited

Plot No 67/1, Opp. Panchamrut Bunglows, Near Shukar Mall, Off Science City Road, Sola, Ahmedabad - 380060, Gujarat
© 1800 309 9998 CIN No. U8510GJ2001PTC039962