



HEALTH CHECK-UP SUMMARY

Name: manish kumar Masou

Date: 27/05/2023

Email ID:

Sex: M Age: 31 Years Contact No: 9756271698 Remarks:

Under-weight

Normal

Over-weight

i> **BMI**

Height (in Cm): 174 Weight (in Kg): 77 BMI: 25.4

ii> **Blood Pressure & Pulse**

110/70 mm/hg
74/min.

If high or low, whether the person is on medication: YES / NO

iii> **Blood Tests & Lung Function Remarks**

RS
CVS
CNS }

If abnormal, whether the person is on medication: YES / NO

iv> **Eye Test Remarks**

Eye Test: GLC GLC

Color Vision:

v> **Heart Disease**

Whether any specific heart ailment detected (ECG findings):
Normal

vi> **Any other problems needing attention / Overall Assessment:**

NO

Dr. Garag Patel
M.B.B.S. G-49432

Signature of the Doctor

Manish

Revival Diagnostic
401, Aqua Corridor,
B/s. Star Bazar, Surat-395009
Mo. 91062-28601

Laboratory Test Result are Subject to technical limitation and should be clinically correlate for final diagnosis

4th Floor, Aqua Corridor, Hazira Road, Adajan Pal, Surat-395009.

0261 2747788, 9825947712 revivaldiagnostics.surat@gmail.com www.revivaldiagnostics.com

This medical report is not intended for medico-legal purposes.



Name	MANISH MAROO	Age/Gender	31Yrs/Male
Reg No.	5395/23	Receipt No	2075
Referred By	Bank of Baroda (BOB) - MEDI WHEEL(PKG10000240)	Mode of Payment	CREDIT
Collection Type	CENTER	Collection DateTime	27-May-2023 08:16 AM

BLOOD GROUP - 27052314 Released at 27-May-2023 12:42 PM

Parameter	Result	Biological Ref.Range	Method
-Blood Group	"B"		
-Rh Factor	NEGATIVE		

CBC - 27052312 Released at 27-May-2023 12:04 PM

Parameter	Result	Biological Ref.Range	Method
-Haemoglobin	15.3 gm/dL	(13.5 - 18 gm/dL)	Auto
-RBC Count	5.01 mill/cumm	(4.6 - 6.2 mill/cumm)	Auto
-Total WBC Count	5000 /cumm	(4000 - 10000 /cumm)	Auto
-Platelet Count	2.84 lakh/cumm	(1.5 - 4.5 lakh/cumm)	Auto

Blood Indices

-HCT	47.4 %	(40 - 55 %)	Auto
-MCV	94.5 fl	H (80 - 92 fl)	Auto
-MCH	30.5 pg	(27 - 31 pg)	Auto
-MCHC	32.2 gm/dL	(32 - 36 gm/dL)	Auto
-RDW	13.2 %	(11 - 15 %)	Auto

Diff WBC Count

-Polymorphs	54 %	(40 - 80 %)	Microscopically
-Lymphocytes	41 %	H (20 - 40 %)	Microscopically
-Eosinophils	03 %	(1 - 6 %)	Microscopically
-Monocytes	02 %	(2 - 7 %)	Microscopically
-Basophils	00 %	(0 - 1 %)	Microscopically
-PLATELET ON SMEAR	Adequate		Microscopically
-MALARIAL PARASITES	Malarial Parasites Not Detected		Microscopically

[Test performed on Fully Automated Hematology Analyzer ERBA H-360]

Revival Diagnostics
401-Aqua Corridor,
Beside Star Bazar, Adajan,
Surat-395009. Mo. 9825947717

Sg

Dr. Shivangi Gandhi
M.B.B.S, M.D (Pathology)

Laboratory Test Result are Subject to technical limitation and should be clinically correlate for final diagnosis

📍 4th Floor, Aqua Corridor, Hazira Road, Adajan Pal, Surat-395009.

☎ 0261 2747788, 9825947712 ✉ revivaldiagnostics.surat@gmail.com 🌐 www.revivaldiagnostics.com

This medical report is not intended for medico-legal purposes.

REVIVAL DIAGNOSTICS



Name	MANISH MAROO	Age/Gender	31Yrs/Male
Reg No.	5395/23	Receipt No	2075
Referred By	Bank of Baroda (BOB) - MEDI WHEEL(PKG10000240)	Mode of Payment	CREDIT
Collection Type	CENTER	Collection DateTime	27-May-2023 08:16 AM

ESR - 27052312 Released at 27-May-2023 12:43 PM

Parameter	Result	Biological Ref.Range	Method
-E.S.R	02 mm/hr	(1 - 10 mm/hr)	



REVIVAL
DIAGNOSTICS

Revival Diagnostics
401-Aqua Corridor,
Beside Star Bazar, Adajan,
Surat-395009. Mo. 9825947712

Sg

Dr. Shivangi Gandhi
M.B.B.S, M.D (Pathology)

Laboratory Test Result are Subject to technical limitation and should be clinically correlate for final diagnosis

📍 4th Floor, Aqua Corridor, Hazira Road, Adajan Pal, Surat-395009.

☎ 0261 2747788, 9825947712 ✉ revivaldiagnostics.surat@gmail.com 🌐 www.revivaldiagnostics.com

This medical report is not intended for medico-legal purposes.



Name	MANISH MAROO	Age/Gender	31Yrs/Male
Reg No.	5395/23	Receipt No	2075
Referred By	Bank of Baroda (BOB) - MEDI WHEEL(PKG10000240)	Mode of Payment	CREDIT
Collection Type	CENTER	Collection DateTime	27-May-2023 08:16 AM

FBS & PPBS - 27052313 Released at 27-May-2023 02:34 PM

Parameter	Result	Biological Ref.Range	Method
-Fasting Blood Sugar (FBS)	86 mg/dL	70-100 mg/dl Impaired Tolerance:100-125 Diabetes Mellitus:>=126 (On more than one occasion) (American diabetes association guidelines 2022)	
-Fasting Urine Sugar	Absent		
-Fasting Urine Acetone	Absent		
-PPBS	121 mg/dL	(90 - 140 mg/dL)	
-PP2BS URINE SUGAR	Absent		
-PP2BS URINE ACETONE	Absent		

HBA1C - 27052312 Released at 27-May-2023 12:44 PM

Parameter	Result	Biological Ref.Range	Method
-HBA1C	5.3 %	HbA1C Degree of Glucose Control <5.6 % Non Diabetics 5.7 - 6.4 % Prediabetics > =6.5 % Diabetics (REF:Wallace, 11th Edition) REMARKS: 6 - 7 % Excellent Control 7 - 8 % Good Control 8 - 10 % Unsatisfactory Control >10 % Poor Control	Boronate Affinity
-Method[]		High Performance Liquid Chromatography (HPLC)	

Revival Diagnostics

401-Aqua Corridor,
Beside Star Bazar, Adajan,
Surat-395009. Mo. 9825947712

Dr. Shivangi Gandhi
M.B.B.S, M.D (Pathology)

Laboratory Test Result are Subject to technical limitation and should be clinically correlate for final diagnosis

📍 4th Floor, Aqua Corridor, Hazira Road, Adajan Pal, Surat-395009.

☎ 0261 2747788, 9825947712 ✉ revivaldiagnostics.surat@gmail.com 🌐 www.revivaldiagnostics.com

This medical report is not intended for medico-legal purposes.



Name	MANISH MAROO	Age/Gender	31Yrs/Male
Reg No.	5395/23	Receipt No	2075
Referred By	Bank of Baroda (BOB) - MEDI WHEEL(PKG10000240)	Mode of Payment	CREDIT
Collection Type	CENTER	Collection DateTime	27-May-2023 08:16 AM

LIVER FUNCTION TEST (LFT) - 27052314 Released at 27-May-2023 12:43 PM

Parameter	Result	Biological Ref.Range	Method
-Serum Total Bilirubin	0.9 mg/dL	(0 - 1.3 mg/dL)	Diazo
-Serum Direct Bilirubin	0.3 mg/dL	(0 - 0.4 mg/dL)	Diazo
-Serum InDirect Bilirubin	0.6 mg/dL	(0.1 - 1.3 mg/dL)	Calculated
-Total Protein (TP)	7.2 gm/dL	(6.4 - 8.3 gm/dL)	Biuret
-Albumin (ALB)	4.1 gm/dL	(3.5 - 5.2 gm/dL)	BCG
-Globulin	3.1 gm/dL	(2.3 - 3.6 gm/dL)	Calculated
-A/G Ratio	1.32 gm/dL	(1 - 2.3 gm/dL)	Calculated
-SGPT(ALT)	36 U/L	(5 - 45 U/L)	IFCC, Kinetic without Pyridoxal Phosphate
-SGOT (AST)	31 U/L	(0 - 35 U/L)	IFCC, Without Pyridoxal Phosphate
-Alkaline Phosph.	50 U/L	(42 - 128 U/L)	ALP-AMP
-GGT	33 U/L	(5 - 50 U/L)	Glupa-C

[Test performed on Fully Automated Biochemistry Analyzer ERBA EM200]



Name	MANISH MAROO	Age/Gender	31Yrs/Male
Reg No.	5395/23	Receipt No	2075
Referred By	Bank of Baroda (BOB) - MEDI WHEEL(PKG10000240)	Mode of Payment	CREDIT
Collection Type	CENTER	Collection DateTime	27-May-2023 08:16 AM

Creatinine - 27052314 Released at 27-May-2023 12:44 PM

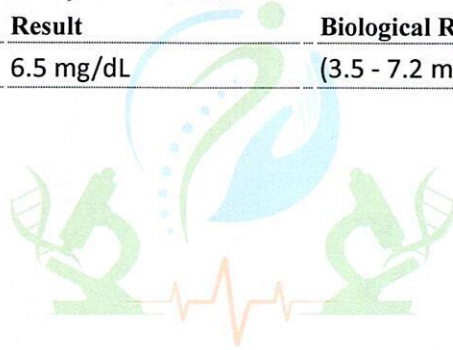
Parameter	Result	Biological Ref.Range	Method
-Creatinine	0.9 mg/dL	(0.6 - 1.4 mg/dL)	ENZYMATIC

BUN - 27052314 Released at 27-May-2023 12:45 PM

Parameter	Result	Biological Ref.Range	Method
-Blood Urea Nitrogen (BUN)	9 mg/dL	(6 - 20 mg/dL)	Calculated

Uric Acid - 27052311 Released at 27-May-2023 12:45 PM

Parameter	Result	Biological Ref.Range	Method
-Uric Acid	6.5 mg/dL	(3.5 - 7.2 mg/dL)	Uricase-POD



Sg



Name	MANISH MAROO	Age/Gender	31Yrs/Male
Reg No.	5395/23	Receipt No	2075
Referred By	Bank of Baroda (BOB) - MEDI WHEEL(PKG10000240)	Mode of Payment	CREDIT
Collection Type	CENTER	Collection DateTime	27-May-2023 08:16 AM

Lipid Profile - 27052314 Released at 27-May-2023 12:45 PM

Parameter	Result	Biological Ref.Range	Method
-Serum Cholesterol	147 mg/dL	Desirable < 200 mg/dl Borderline High : 200-239 mg/dl High : > 240 mg/dl	CHOD-PAP
-Serum Triglyceride	103 mg/dL	Normal < 150 mg/dl Borderline High : 150 - 199 mg/dl High : 200 - 499 mg/dl Very High : 500 mg/dl	GPO-POD Method
-Serum HDLD(Direct)	51 mg/dL	Normal :> 55 mg/dl Borderline : 35-55 mg/dl Undesirable: < 35 mg/dl	PVS-PEGME Precipitation with CHOD-POD
-Serum VLDL	21 mg/dL	(5 - 30 mg/dL)	Calculated
-Serum LDL(Direct)	75 mg/dL	Optimal:< 100 mg/dl Above Optimal : 100- 129 mg/dl Borderline High : 130-159 mg/dl High : > 160-189mg/dl Very High : >190 mg/dl	Calculated
-Chol/HDL	2.88	Low risk: <3.8 Medium Risk: 3.8 to 5.9 High Risk: > 6	Calculated
-LDL/Chol	1.95	Low risk: <3.55 Medium Risk: 3.55 to 4.0 High Risk: > 6	Calculated

[Test performed on Fully Automated Biochemistry Analyzer ERBA EM200]

Revival Diagnostics

401-Aqua Corridor,
Beside Star Bazar, Adajan,
Surat-395009. Mo. 9825947712

Dr. Shivangi Gandhi
M.B.B.S, M.D (Pathology)

Laboratory Test Result are Subject to technical limitation and should be clinically correlate for final diagnosis

📍 4th Floor, Aqua Corridor, Hazira Road, Adajan Pal, Surat-395009.

☎ 0261 2747788, 9825947712 ✉ revivaldiagnostics.surat@gmail.com 🌐 www.revivaldiagnostics.com

This medical report is not intended for medico-legal purposes.



Name	MANISH MAROO	Age/Gender	31Yrs/Male
Reg No.	5395/23	Receipt No	2075
Referred By	Bank of Baroda (BOB) - MEDI WHEEL(PKG10000240)	Mode of Payment	CREDIT
Collection Type	CENTER	Collection DateTime	27-May-2023 08:16 AM

Urine Routine & Micro Examination - 27052316 Released at 27-May-2023 01:20 PM

Parameter	Result	Biological Ref.Range	Method
<u>Physical Examination</u>			
-Quantity	20		Manual
-Colour	Pale Yellow	Pale Yellow	Manual
-Appearance	Clear	Clear	Manual
-Reaction (pH)	Acidic		Dipstick
-Specific Gravity	1.020		Dipstick
<u>Chemical Examination</u>			
-Proteins.	Absent		Dipstick
-Sugar	Absent		Dipstick
-Acetone.	Absent		Dipstick
-Bile Salts	Absent	Absent	Dipstick
-Bile Pigments	Absent	Absent	Dipstick
-Occult Blood Test (OBT).	Negative		Dipstick
<u>Microscopic Examination</u>			
-Pus Cells	1-2		Microscopically
-Red Blood Cells	Absent		Microscopically
-Epithelial Cells	Occasional		Microscopically
-Bacteria.	Absent		Microscopically
-Crystals	Absent	Absent	Microscopically
-Others	NIL	Absent	Microscopic Examination

Revival Diagnostics

401-Aqua Corridor,
Beside Star Bazar, Adajan,
Surat-395009. Mo. 9825947712

Dr. Shivangi Gandhi
M.B.B.S, M.D (Pathology)

Laboratory Test Result are Subject to technical limitation and should be clinically correlate for final diagnosis

📍 4th Floor, Aqua Corridor, Hazira Road, Adajan Pal, Surat-395009.

☎ 0261 2747788, 9825947712 ✉ revivaldiagnostics.surat@gmail.com 🌐 www.revivaldiagnostics.com

This medical report is not intended for medico-legal purposes.




Name	MANISH MAROO	Age/Gender	31Yrs/Male
Reg No.	5395/23	Receipt No	2075
Referred By	Bank of Baroda (BOB) - MEDI WHEEL(PKG10000240)	Mode of Payment	CREDIT
Collection Type	CENTER	Collection DateTime	27-May-2023 08:16 AM

Total T3 T4 TSH - 27052314 Released at 27-May-2023 12:50 PM

Parameter	Result	Biological Ref.Range	Method
-Total T3	1.25 ng/ml	(0.87 - 1.78 ng/ml)	Fluorescence Enzyme Immunoassay
-Total T4	7.91 ug/dl	(4.6 - 11 ug/dl)	Fluorescence Enzyme Immunoassay
-TSH	4.45 uIU/ml	0.50 - 5.50 uIU/ml 5.5 to 15 ul U/ml - Suggested Clinical co-relation or Repeat test with new sample as physiological factors can give falsely high TSH Above 15uIU/ml Hypothyroid PREGNANT WOMEN normal ranges for TSH: 1st Trimester : 0.0878 - 2.8293 uIU/ml 2nd Trimester : 0.1998 - 2.7915 uIU/ml 3rd Trimester : 0.307 - 2.9028 uIU/ml Ref: TIETZ Fundamentals of Clinical Chemistry	Fluorescence Enzyme Immunoassay

[Test performed on Fully Automated Immunology Analyzer Maglumi-600]

Revival Diagnostics
401-Aqua Corridor,
Beside Star Bazar, Adajan,
Surat-395009. Mo. 9825947712


Dr. Shivangi Gandhi
M.B.B.S, M.D (Pathology)

Laboratory Test Result are Subject to technical limitation and should be clinically correlate for final diagnosis



NAME: Manish Kumar Maroo SEX: M
BIRTHDATE: 21/10/1991 AGE: 31

DEPARTMENT OF OPHTHALMOLOGY

EYE TEST:

1. VISION:

RIGHT EYE - 6/6

LEFT EYE - 6/6

2. COLOR VISION:

RIGHT EYE - (P)

LEFT EYE - (P)

3. FUNDUS:

RIGHT EYE - (P)

LEFT EYE - (P)

REMARKS:

Manish

Revival Diagnostic
401, Aqua Corridor,
B/S Star Bazar, Hazira Road, Surat-395009
Ophthalmologist/Optometrist
Ph: 91862-28601

Laboratory Test Result are Subject to technical limitation and should be clinically correlate for final diagnosis

4th Floor, Aqua Corridor, Hazira Road, Adajan Pal, Surat-395009.

☎ 0261 2747788, 9825947712 ✉ revivaldiagnostics.surat@gmail.com 🌐 www.revivaldignostics.com

This medical report is not intended for medico-legal purposes.



Dental Assessment Form

NAME Manish Kumar Maloo
AGE 31

DATE 27/05/2023
SEX M

* CHIEF COMPLAINT

- A CLINICAL FEATURES :- normal
- 1 CAVIES :- NO
2 MISSING TOOTH :- (LF) lower 3rd molar
3 MALOCCLUSION :- NO
4 FILLING :- (PL) lower 3rd (LF) upper 1st molar
- B DIAGNOSIS :- normal
- C PERSONAL HISTORY :- Arteriohypertension
- D PROVISIONAL D/G :- (R)
- E MEDICAL HISTORY :- PET
- F FINAL D/G :- normal
- G TREATMENT PLAN :- NO

CLINT SIGN

Manish

Revival Diagnostics
401, Aqua Corridor, Hazira Road, Adajan Pal, Surat-395009.
B/S. S. Bazar, Surat-395009
DOCTOR SIGN
No. 91002-28607

Laboratory Test Result are Subject to technical limitation and should be clinically correlate for final diagnosis

4th Floor, Aqua Corridor, Hazira Road, Adajan Pal, Surat-395009.

0261 2747788, 9825947712 revivaldiagnostics.surat@gmail.com www.revivaldiagnostics.com

This medical report is not intended for medico-legal purposes.

REVIVAL

DIAGNOSTICS



Name	MANISH MAROO	Age/Gender	31Yrs/Male
Reg No.	5395/23	Receipt No	2075
Referred By	Bank of Baroda (BOB) - MEDI WHEEL(PKG10000240)	Mode of Payment	CREDIT
Collection Type	CENTER	Collection DateTime	27-May-2023 08:16 AM

USG OF ABDOMEN & PELVIS

LIVER:

Liver is normal in size and echotexture.
No evidence of focal SOL or dilatation of IHBR seen.
Portahepatis appear normal.

GALLBLADDER:

Gallbladder appeared normal. No calculus or mass lesion seen.

PANCREAS:

Pancreas appears normal in size and echotexture.
No focal lesion, mass or pancreatitis.

SPLEEN:

Spleen appears normal in size and echotexture.

PARAAORTIC REGION:

Aorta grossly appears normal.
No paraaortic lymphnodes seen.

KIDNEYS:

Both kidneys appear normal in size, shape and in position.
Cortex and collecting system of both kidneys appears normal.
No evidence of calculus or obstructive uropathy on either side.

URINARY BLADDER:

Bladder appears normal. No calculus or mass lesion is seen.

PROSTATE:

Prostate appears normal in size and echotexture.
No evidence of free fluid in pelvis.

COMMENTS: Normal USG Abdoman and pelvis

Dr. Chirag K. Patel

MBBS-DMPD
Reg. No. 23509
Radiologist

Revival Diagnostic

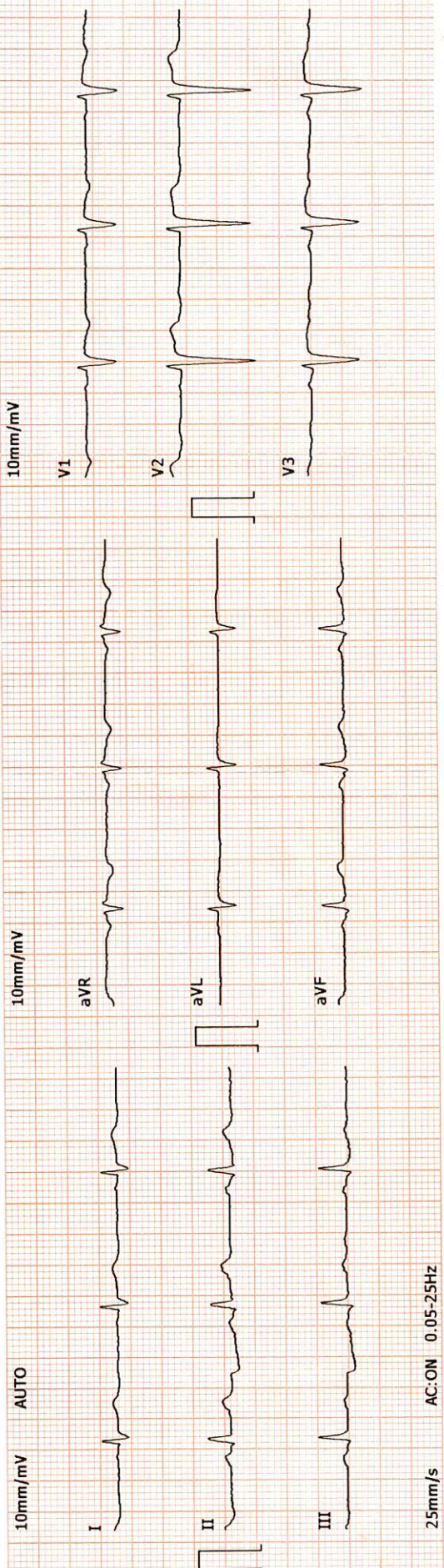
4th Floor, Aqua Corridor,
Nr. Star Bazar, Hazira Main Road,
Adajan, Surat-395009.
Mo. 97266 726683

Laboratory Test Result are Subject to technical limitation and should be clinically correlate for final diagnosis

📍 4th Floor, Aqua Corridor, Hazira Road, Adajan Pal, Surat-395009.

☎ 0261 2747788, 9825947712 ✉ revivaldiagnostics.surat@gmail.com 🌐 www.revivaldiagnostics.com

This medical report is not intended for medico-legal purposes.

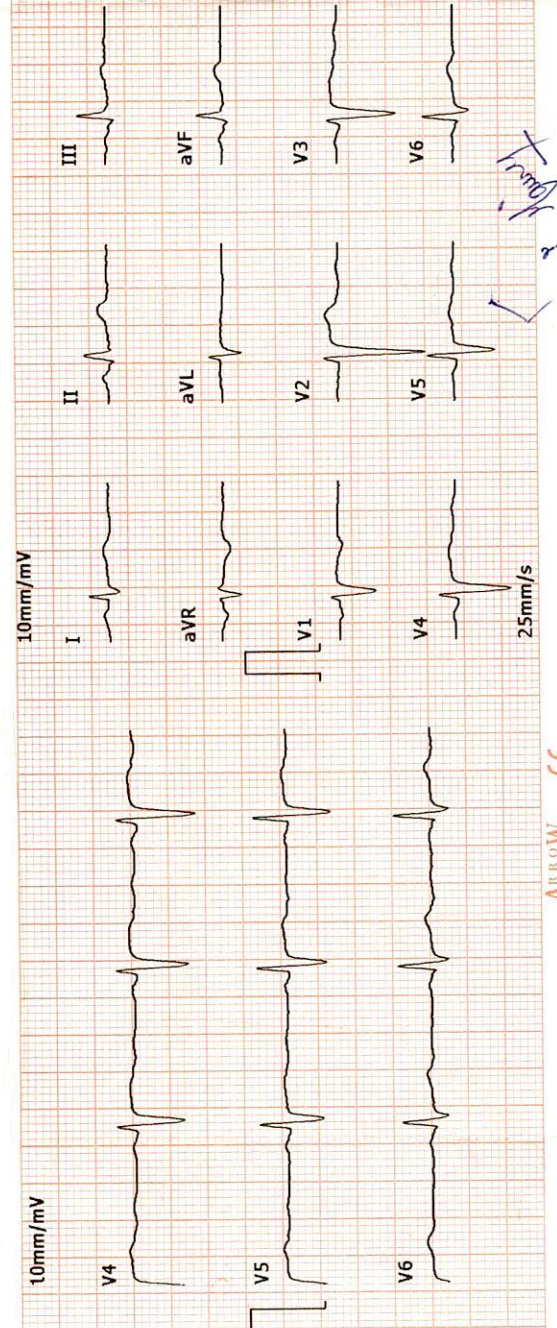


2023-5-27 8:53:01 ID: 00006048

ID Card: _____
 Name: MANISH
 Age: 31
 Weight(Kg): 77
 Gender: Male
 Height(cm): 174
 BP(mmHg): /

HR: _____ bpm 70
 P-R: _____ ms 103
 Q-R-S: _____ ms 103
 QT/QTc: _____ ms 323/346
 P/QRS/T AXES: _____ deg 73/78/73
 RV5/SV1: _____ mV 0.40/0.46
 RV5+SV1: _____ mV 0.86

*The result must be confirmed by doctor!
 Report Confirmed by: _____



DR. ADITYA S. BORA
 MBBS, DNB, PGCC
 PHYSICIAN & CLINICAL CARDIOLOGIST
 G-54906

Revival Diagnostics
 401-Aqua Corridor,
 Beside Star Bazar, Adajan,
 Surat-395009. Mo. 9825947712

ARROW CE

REVIVAL DIAGNOSTICS



Name	MANISH MAROO	Age/Gender	31Yrs/Male
Reg No.	5395/23	Receipt No	2075
Referred By	Bank of Baroda (BOB) - MEDI WHEEL(PKG10000240)	Mode of Payment	CREDIT
Collection Type	CENTER	Collection DateTime	27-May-2023 09:42 AM

Ecg

1. The rhythm is sinus.
2. Heart rate is 70 beats per minute.
3. Normal P,QRS,T wave axis.
4. Normal PR,QRS,Q.T. Duration.
5. No pathological q wave or ST-T changes seen.
6. No evidence of chamber hypertrophy or enlargement seen.

IMPRESSION : ECG WITHIN NORMAL LIMITS

Revival Diagnostics
401-Aqua Corridor,
Beside Star Bazar, Adajan,
Surat-395009. Mo. 9825947712

DR. ADITYA S. BORA
MBBS, DNB - CCEC
PHYSICIAN & CLINICAL CARDIOLOGIST
G-54906
Signature

**REVIVAL
DIAGNOSTICS**

Laboratory Test Result are Subject to technical limitation and should be clinically correlate for final diagnosis

📍 4th Floor, Aqua Corridor, Hazira Road, Adajan Pal, Surat-395009.

☎ 0261 2747788, 9825947712 ✉ revivaldiagnostics.surat@gmail.com 🌐 www.revivaldiagnostics.com

This medical report is not intended for medico-legal purposes.

REVIVAL

DIAGNOSTICS



Name	MANISH MAROO	Age/Gender	31Yrs/Male
Reg No.	5395/23	Receipt No	2075
Referred By	Bank of Baroda (BOB) - MEDI WHEEL(PKG10000240)	Mode of Payment	CREDIT
Collection Type	CENTER	Collection DateTime	27-May-2023 09:42 AM

2D ECHO*

2D ECHOCARDIOGRAPHY & COLOR DOPPLER REPORT

INDICATION: Preventive Health check up

- **CARDIAC CHAMBERS :** Left Ventricle : Normal size , Left Atrium: Normal size.
- NO e/o thrombus in LA/LV
- Right Atrium: Normal size. Right Ventricle: Normal Size,
- **Normal Right Ventricular function.** (TAPSE=20mm)
- **Normal Left Ventricular systolic function.** LVEF = 60%
- No regional wall abnormality. No thinning / scarring / dyskinesia of LV wall
- **No Concentric Left Ventricular Hypertrophy.** (IVSd= 10 mm),
- **LV Compliance:**
- **NO Left Ventricular Diastolic Dysfunction [LVDD].**


VALVES :

- Structurally Normal Mitral valve/ Aortic valve/Tricuspid valve/ Pulmonary valve .
- No significant Valvular Stenosis
- **Doppler findings:** AV max = 1.23 m/s, PV max = 0.91 m/s.
- Trivial MR, Trivial Tricuspid regurgitation.
- **No Pulmonary Arterial Hypertension.** PASP by TRjet vel.method = 24 mmHg.
- **SEPTAE:** IAS / IVS Appear Intact.
- **IVC :** Normal in dimension and shows good inspiratory 12mm collapse.
- **OTHERS:** No e/o Pericardial effusion / vegetation.

IMPRESSION:

NORMAL LV SYSTOLIC FUNCTION, LVEF= 60 %, NO RWMA, NO LVH , NO LVDD , NO PAH.

Revival Diagnostics
401-Aqua Corridor,
Beside Star Bazar, Adajan,
Surat-395009. Mo. 9825947712

DR. ADITYA S. BORA 
MBBS, DNB, PGICCC
PHYSICIAN & CLINICAL CARDIOLOGIST
G-54906

Laboratory Test Result are Subject to technical limitation and should be clinically correlate for final diagnosis

📍 4th Floor, Aqua Corridor, Hazira Road, Adajan Pal, Surat-395009.
☎ 0261 2747788, 9825947712 ✉ revivaldiagnostics.surat@gmail.com 🌐 www.revivaldiagnostics.com

This medical report is not intended for medico-legal purposes.

R

NAME :MANISH MAROO
AGE:31 YRS / MALE
REF BY: MEDI WHEEL



REVIVAL

DIAGNOSTICS



Name	MANISH MAROO	Age/Gender	31Yrs/Male
Reg No.	5395/23	Receipt No	2075
Referred By	Bank of Baroda (BOB) - MEDI WHEEL(PKG10000240)	Mode of Payment	CREDIT
Collection Type	CENTER	Collection DateTime	27-May-2023 08:16 AM

CHEST RADIOGRAPH (PA VIEW)

- Hilar shadows are within normal limits.
- Pulmonary vasculature appears normal.
- Cardiac appears normal in size.
- Both domeh of the diaphragm are smooth.
- Both costophrenic recesses are clear.
- Both lung fields appear normal.
- Visualized bones and soft tissue shadows appear normal.

IMPRESSION: NORMAL STUDY.

DR. CHIRAG K PATEL
RADIOLOGIST

REVIVAL
DIAGNOSTICS

Dr. Chirag K. Patel
MBBS-DMPD
Reg. No. G 23509
Revival Diagnostics
4th Floor, Aqua Corridor,
Nr. Star Bazar, Hazira Main Road,
Adajan, Surat-395009.
Mo. 97266 726683

Laboratory Test Result are Subject to technical limitation and should be clinically correlate for final diagnosis

📍 4th Floor, Aqua Corridor, Hazira Road, Adajan Pal, Surat-395009.

☎ 0261 2747788, 9825947712 ✉ revivaldiagnostics.surat@gmail.com 🌐 www.revivaldiagnostics.com

This medical report is not intended for medico-legal purposes.