

Mr. Anant Setui  
Age - 36 y/m

BP - 110/70

P - 76/ut

H - 169 C.M

wt - 81 kg

BMI - 28.4



To,

Apollo clinic  
Shankar Nagar Raipur.

Sub - Regarding TMT/ECO

Sir,

I have visit your Apollo clinic, at 10 am sharp  
on 11/03/2023 after my visit, all test done by clinic  
and I provide my blood sample and urine sample  
for fasting and pps sample provided. only TMT/ECO  
not done due to specific time give by clinic  
at 5.45 pm. which is not suitable for today,  
so that I am not done TMT/ECO.

Regards,

~~\_\_\_\_\_~~

Anand Kumar

EC. 97414

Bank of Baroda  
Bajbajwara Branch

Dt. 11/03/2023






**EXAMINATION OF EYES :- ( BY OPHTHALMOLOGIST )**

Patient Name Mr. Anant Sethi Date 11/03/23

Sex/Age 36 Y/M MR No ..... Employee Id .....

EXTERNAL EXAMINATION					NAD
SQUINT					NO
NYSTAGMUS					
COLOUR VISION					NORMAL
FUNDUS:(RE):-		<u>wnr</u>	(LE):-	<u>wnr</u>	
INDIVIDUAL COLOUR IDENTIFICATION					Good
DISTANT VISION:(RE):-		<u>6/60 to 6/6</u>	(LE):-	<u>6/60 to 6/6</u>	
NEAR VISION:(RE):-		<u>2/6</u>	(LE):-	<u>2/6</u>	
NIGHT BLINDNESS					NAD
	SPH	CYL	AXIS	ADD	
RIGHT	<u>-2.75</u>		<u>—————</u>		
LEFT	<u>-2.0</u>	<u>-1.0</u>	<u>105</u>		
REMARKS :-					



Dr. Vikas Mishra  
MBBS, MS (Ophthalmologist)  
Reg. No. CGMC 621/2006

Patient Name : Mr. ANANT SETHI  
Age/Sex : 36 Y/M  
Pres Doctor :  
Ref.by : Bank of Baroda

MR No : FRAI.0000027185  
Visit No : FRAIOPV49572  
Bill Date : 11-03-2023 02:51  
Report Date : 11-03-2023 15:35

### CHEST X – RAY PA VIEW

#### FINDINGS:

- Both the domes of diaphragm and CP angles are normal.
- Both the hila and mediastinum are normal.
- Both the lung fields are clear. No e/o focal parenchymal lesion.
- Cardio-thoracic ratio is normal.
- Soft tissues and bony cage are unremarkable.

#### IMPRESSION:

- **NO SIGNIFICANT ABNORMALITY SEEN.**

**Advised: Clinical correlation and further evaluation if clinically indicated.**

Technician



*Zcui*  
**Dr. Zeeshan Ateeb Dani**  
DR. ZEESHAN ATEEB DANI  
MBBS, MD MBBS, MD  
Consultant RADIOLOGIST  
Reg. No. CGMC-2324/2009



**PATIENT NAME:- MR.ANANT SETHI**

**REF BY :- BOB**

**AGE/SEX: 36YRS/M**

**DATE:- 11.03.2023**

**USG ABDOMEN**

**Liver:** Liver is normal in size cm, smooth in outline with echotexture. IHBR's are not dilated. CBD is not dilated. Portal vein and hepatic veins are normal.

**Gall bladder:** Contracted.

**Pancreas & Paraaortic Region:** Normal.

**Spleen:** Is normal size measures cm and echotexture.

Kidneys	RIGHT	LEFT
SIZE	10.4X4.4cm	10.3X5.1cm
CORTICAL ECHOGENICITY	Normal	Normal
CORTICOMEDULLARY DIFFERENTIATION	Maintained	Maintained
PCS	Not dilated	Not dilated
Any other remarks	Nil	Nil

**Urinary bladder.-** Distended & normal

**Prostate:** is normal in size measures weight gm shape & echotexture.

No free fluid in abdomen.

Visualized bowel loops are normal.

No significant intra-abdominal lymphadenopathy seen.

**IMPRESSION:**

- **GRADE – I FATTY LIVER**

**Advised clinical correlation/further evaluation if clinically indicated.**



*Dr. Zeeshan Ateeb Dani*  
**DR. ZEESHAN ATEEB DANI**  
Consultant Radiologist (MD)  
Reg. No. CU 1009

This report is for perusal of the doctor only, not the definitive diagnosis. Findings have to be clinically correlated. Ultrasound has its limitations in obese patients and in retroperitoneal organs. All congenital abnormalities cannot be detected on ultrasound. This report is not for medico-legal purposes.

LICENSEE : SAMRIDDI AROGYAM PVT. LTD.

Apollo Clinic @ Tiara Complex A.T. Classic Near Ashoka Ratan, VIP Estate, Shankar Nagar, Raipur (C.G.)

Email : raipur1@apolloclinic.com | Website : www.apolloclinic.com

Online appointments: www.askapollo.com | Online reports: https://phr.apolloclinic.com

**+91 96918 26363**

**0771 4033341/42**

<b>Patient Name</b>	: Mr. ANANT SETHI	<b>Age / Gender</b>	: 36Y/Male
<b>UHID/MR No.</b>	: FRAI.0000027185	<b>OP Visit No</b>	: FRAIOPV49572
<b>Visit Date</b>	: 11-03-2023 14:50	<b>Reported on</b>	: 11-03-2023 16:45
<b>Sample Collected on</b>	: 11-03-2023 15:31	<b>Specimen</b>	: Whole Blood (Edta)
<b>Ref Doctor</b>	: Bank of Baroda	<b>Pres Doctor:</b>	:
<b>Emp/Auth/TPA ID</b>	: 789456		
<b>Sponsor Name</b>	: MEDIWHEEL PVT LTD		

**DEPARTMENT OF LABORATORY MEDICINE**

<b>TEST NAME</b>	<b>RESULT</b>	<b>BIOLOGICAL REFERENCE INTERVALS</b>	<b>UNITS</b>
<b>COMPLETE BLOOD COUNT</b>			
HAEMOGLOBIN Method: CELL COUNTER	13.8	13.0 - 17.2	gm%
RBC COUNT Method: CELL COUNTER	5.44	3.5 - 5.5	million/cumm
HEMATOCRIT(PCV) Method: CELL COUNTER	43.8	37 - 50	%
MCV Method: CELL COUNTER	80.5	76 - 96	fl
MCH Method: CELL COUNTER	25.4*	27 - 32	pg
MCHC Method: CELL COUNTER	31.6	31 - 35	gm/dl
RDW Method: CELL COUNTER	12.9	12 - 15.10	%
TOTAL WBC COUNT Method: CELL COUNTER	7.99	4 - 11	thous/cumm
NEUTROPHIL Method: CELL COUNTER	66	40 - 75	%
LYMPHOCYTE Method: CELL COUNTER	28	20 - 40	%
EOSINOPHIL Method: CELL COUNTER	01	01 - 06	%
MONOCYTE Method: CELL COUNTER	05	02 - 08	%
BASOPHIL Method: CELL COUNTER	00	00 - 01	%
PLATELET COUNT Method: CELL COUNTER	140*	150 - 450	lacs/cumm

**End of the report**

*Results are to be correlated clinically*

**Lab Technician / Technologist**


**Kamlesh Kumar**  
LICENCE: LA/MDHI AROGYAM PVT. LTD.

Apollo Clinic @ Tiara Complex A.T. Classic Near Ashoka Ratan, VIP Estate, Shankar Nagar, Raipur (C.G.)

Email : raipur1@apolloclinic.com | Website : www.apolloclinic.com

Online appointments: www.askapollo.com | Online reports: https://phr.apolloclinic.com

\*THIS PAPER IS USED FOR CLINICAL REPORTING PURPOSE ONLY

  
**Dr. PRIYANKA R SAHA**  
**M.B.B.S, MD**  
**PATHOLOGIST**

**0771 4033341/42**

**Patient Name** : Mr. ANANT SETHI  
**UHID/MR No.** : FRAI.0000027185  
**Visit Date** : 11-03-2023 14:50  
**Sample Collected on** : 11-03-2023 15:31  
**Ref Doctor** : Bank of Baroda  
**Emp/Auth/TPA ID** : 789456  
**Sponsor Name** : MEDIWHEEL PVT LTD

**Age / Gender** : 36Y/Male  
**OP Visit No** : FRAIOPV49572  
**Reported on** : 11-03-2023 16:45  
**Specimen** : Plasma(Fluoride)  
**Pres Doctor:** :

**DEPARTMENT OF LABORATORY MEDICINE**

TEST NAME	RESULT	BIOLOGICAL REFERENCE INTERVALS	UNITS
<b>GLUCOSE - ( FASTING )</b>			
GLUCOSE - ( FASTING ) Method: REAGENT GRADE WATER	121.0*	60 - 120	mg/dl
<b>GLUCOSE - ( POST PRANDIAL )</b>			
GLUCOSE - ( POST PRANDIAL ) Method: REAGENT GRADE WATER	162.0*	70 - 140	mg/dl
<b>KFT - RENAL PROFILE-SERUM</b>			
BUN : Method: Spectrophotometric	11	7 - 20	mg/dL
Creatinine . Method: Jaffe	0.98	0.6 - 1.2	mg/dL
Uric Acid Method: Enzymatic	2.96	2.6 - 7.2	mg/dL
<b>GLYCOSYLATED HEMOGLOBIN (HBA1C)</b>			
GLYCOSYLATED HEMOGLOBIN (HBA1C) - WHOLE BLOOD.. Method: TURBIDOMETRY	6.2*	Non-diabetic: <= 5.6 Pre-diabetic: 5.7 - 6.4 Diabetic: >= 6.5	%

**End of the report**

*Results are to be correlated clinically*

Lab Technician / Technologist  
Kamlesh\_Kumar



Dr. PRIYANKA R SAHAI  
M.B.B.S, MD  
PATHOLOGIST



**Patient Name** : Mr. ANANT SETHI  
**UHID/MR No.** : FRAI.0000027185  
**Visit Date** : 11-03-2023 14:50  
**Sample Collected on** : 11-03-2023 15:31  
**Ref Doctor** : Bank of Baroda  
**Emp/Auth/TPA ID** : 789456  
**Sponsor Name** : MEDIWHEEL PVT LTD

**Age / Gender** : 36Y/Male  
**OP Visit No** : FRAIOPV49572  
**Reported on** : 11-03-2023 16:45  
**Specimen** : Serum  
**Pres Doctor:** :


**DEPARTMENT OF LABORATORY MEDICINE**

<b>TEST NAME</b>	<b>RESULT</b>	<b>BIOLOGICAL REFERENCE INTERVALS</b>	<b>UNITS</b>
<b>LFT WITH GGT</b>			
TOTAL BILIRUBIN (DPD) Method: Enzymatic	0.9	0.1 - 1.2	mg/dl
DIRECT BILIRUBIN (DPD) Method: Spectrophotometric	0.2	0.05 - 0.3	mg/dl
INDIRECT BILLIRUBIN Method: Spectrophotometric	0.7	0.1 - 1	mg/dl
SGPT/ALT (IFCC) Method: Enzymatic	42*	6 - 40	U/L
SGOT/AST (IFCC) Method: Enzymatic	32	6 - 32	U/L
S.ALKALINE PHOSPHATASE Method: Spectrophotometric	99	25 - 147	IU/L
GGT (IFCC) Method: Spectrophotometric	75	5 - 80	U/L
TOTAL PROTEIN (BIURET) Method: Spectrophotometric	7.0	6 - 8	g/dl
ALBUMIN (BCG) Method: Spectrophotometric	4.5	3.5 - 5.0	g/dl
S.GLOBULIN Method: Spectrophotometric	2.5	1.5 - 3.6	g/dl
S.A/G RATIO Method: Spectrophotometric	1.8		

**End of the report**

*Results are to be correlated clinically*

Lab Technician / Technologist  
Kamlesh\_Kumar

  
**Dr. PRIYANKA R SAHAI**  
M.B.B.S, MD  
**PATHOLOGIST**

<b>Patient Name</b> : Mr. ANANT SETHI	<b>Age / Gender</b> : 36Y/Male
<b>UHID/MR No.</b> : FRAI.0000027185	<b>OP Visit No</b> : FRAIOPV49572
<b>Visit Date</b> : 11-03-2023 14:50	<b>Reported on</b> : 11-03-2023 16:45
<b>Sample Collected on</b> : 11-03-2023 15:31	<b>Specimen</b> : Serum
<b>Ref Doctor</b> : Bank of Baroda	<b>Pres Doctor:</b> :
<b>Emp/Auth/TPA ID</b> : 789456	
<b>Sponsor Name</b> : MEDIWHEEL PVT LTD	

**DEPARTMENT OF LABORATORY MEDICINE**

<b>TEST NAME</b>	<b>RESULT</b>	<b>BIOLOGICAL REFERENCE INTERVALS</b>	<b>UNITS</b>
<b>LIPID PROFILE TEST (PACKAGE)</b>			
Total Cholesterol Method: Spectrophotometric	170.0	00 - 200	mg/dl
Triglyceride Method: Spectrophotometric	99.0	60 - 150	mg/dl
HDL Method: Spectrophotometric	44.0	35 - 60	mg/dl
LDL Method: Spectrophotometric	106.2	60 - 130	mg/dl
VLDL Method: Spectrophotometric	19.8	10 - 50	mg/dl
Cholesterol/HDL Method: Spectrophotometric	3.86		

**End of the report**

*Results are to be correlated clinically*

Lab Technician / Technologist  
Kamlesh\_Kumar



Dr. PRIYANKA R SAHAI  
M.B.B.S, MD  
PATHOLOGIST

Patient Name : Mr. ANANT SETHI  
UHID/MR No. : FRAI.0000027185  
Visit Date : 11-03-2023 14:50  
Sample Collected on : 11-03-2023 15:31  
Ref Doctor : Bank of Baroda  
Emp/Auth/TPA ID : 789456  
Sponsor Name : MEDIWHEEL PVT LTD

Age / Gender : 36Y/Male  
OP Visit No : FRAIOPV49572  
Reported on : 11-03-2023 16:45  
Specimen : Citrated Blood  
Pres Doctor:


DEPARTMENT OF LABORATORY MEDICINE

TEST NAME	RESULT	BIOLOGICAL REFERENCE INTERVALS	UNITS
ERYTHROCYTE SEDIMENTATION RATE (ESR) ERYTHROCYTE SEDIMENTATION RATE (ESR) Method: Westergren	12	00 - 20	mm/hr
BLOOD GROUP AND RH TYPE BLOOD GROUP Method: Slide Test RH:	B Positive	A, B, O, AB POSITIVE, NEGATIVE	

End of the report

Results are to be correlated clinically

Lab Technician / Technologist  
Kamlesh\_Kumar

  
Dr. PRIYANKA R SAHAI  
M.B.B.S, MD  
PATHOLOGIST

**Patient Name** : Mr. ANANT SETHI  
**UHID/MR No.** : FRAI.0000027185  
**Visit Date** : 11-03-2023 14:50  
**Sample Collected on** : 11-03-2023 15:31  
**Ref Doctor** : Bank of Baroda  
**Package Name** : BOB HEALTH CHECK PACKAGE - MALE BELOW 40 - RAIPUR  
**Emp/Auth/TPA ID** : 789456  
**Sponsor Name** : MEDIWHEEL PVT LTD

**Age / Gender** : 36Y/Male  
**OP Visit No** : FRAIOPV49572  
**Reported on** : 11-03-2023 16:45  
**Specimen** : Serum(Spl)  
**Pres Doctor:** :

**DEPARTMENT OF LABORATORY MEDICINE**

TEST NAME	RESULT	BIOLOGICAL REFERENCE INTERVALS	UNITS
PSA TOTAL Method: SANDWICH METHOD	0.512	<4	ng/ml

**End of the report**

*Results are to be correlated clinically*

Lab Technician / Technologist  
 Kamlesh\_Kumar



Dr. PRIYANKA R SAHAI  
 M.B.B.S, MD  
 PATHOLOGIST

Patient Name : Mr. ANANT SETHI  
 UHID/MR No. : FRAI.0000027185  
 Visit Date : 11-03-2023 14:50  
 Sample Collected on : 11-03-2023 15:31  
 Ref Doctor : Bank of Baroda  
 Emp/Auth/TPA ID : 789456  
 Sponsor Name : MEDIWHEEL PVT LTD

Age / Gender : 36Y/Male  
 OP Visit No : FRAIOPV49572  
 Reported on : 11-03-2023 16:45  
 Specimen : Urine  
 Pres Doctor :

**DEPARTMENT OF LABORATORY MEDICINE**


**URINE ROUTINE EXAMINATION**

Test	Result	Bio. Ref. Interval
<b>PHYSICAL EXAMINATION:</b>		
Volume of urine	30 ml	
Colour	Pale Yellow	
Specific Gravity	1.015	1.001 - 1.030
Deposit	Absent	Absent
Appearance	Clear	Clear
pH	6.0	5.0 - 7.5
<b>CHEMICAL EXAMINATION:</b>		
Protein	Absent	Absent
Sugar	Absent	Absent
Ketone Bodies	Absent	Absent
Blood	Absent	Absent
Leukocytes	Absent	Absent
Urobilinogen	Absent	Absent
Bili Pigments	Absent	Absent
<b>MICROSCOPIC EXAMINATION:</b>		
Pus Cell	1 - 2	0 - 5 / hpf
Red Blood Cells	Not Seen	0 - 2 / hpf
Epithelial Cells	Not Seen	0 - 5 / hpf
Cast	Not Seen	Not seen
Crystals	Not Seen	Not seen

**End of the report**

*Results are to be correlated clinically*

Lab Technician / Technologist  
Kamlesh\_Kumar

  
 Dr. PRIYANKA R SAHAI  
 M.B.B.S, MD  
 PATHOLOGIST

भारत सरकार  
GOVT. OF INDIA



आयकर विभाग  
INCOME TAX DEPARTMENT

ANANT SETHI  
SIRANCHAL SETHI

13/07/1987

Permanent Account Number  
CNEP577398

Signature

Bank of Baroda  
श्री अणु वशीरा

ANANT SETHI

13/07/1987

E.C.No. 97419

Signature of Anant Sethi





भारत सरकार  
Government of India


आधार  
Aadhaar

भारत सरकार  
Government of India

नॉटिफिकेशन क्रमांक / Enrollment No 1218/61580/39009

To,  
अनंत सेठी  
Anant Sethi  
S/O: Siranchal Sethi  
House No. B-11  
Near Mowa Police Station L.I.C Colony, Post. Mowa  
Raipur  
Raipur Bndrowangarh Raipur  
Chhattisgarh 492001  
7415222613

Ref 1089 / 17B / 490951 / 490972 / P





5H912814903FT

आपला आधार क्रमांक / Your Aadhaar No. :  
**8639 9113 7974**

आधार - सामान्य माणसाचा अधिकार

भारत सरकार  
Government of India

अनंत सेठी  
Anant Sethi  
जन्म तारीख / DOB : 13/07/1987  
पुरुष / Male

8639 9113 7974



Handwritten signature