



Name: MITESH SHAILESHBHAI CHHATRIWALA	Ward: OPD
Lab ID: 00000097	Registration on: 11/03/2023 09:32:00
Age & Sex: 29 Year Male	Reported on: 16:12:35
Reference: VELOCITY HOSPITAL	Sample Type: BLOOD & URINE

CBC ESR

Test	Observed Value	Unit	Biological Reference Interval
Haemoglobin	14.7	g/dL	13.0 - 18.0
Total RBC	5.12	mill./cm	4.50 - 6.00
Total WBC	6600	/cmm	4000 - 10000
Platelet Count	291000	/cmm	150000 - 450000
HCT	45.2	%	40.0 - 50.0
MCV	88.3	fL	80.0 - 100.0
MCH	28.7	pg	27.0 - 32.0
MCHC	32.5	g/dL	31.5 - 36.0

DIFFERENTIAL COUNT

Neutrophils	69	%	40-70
Lymphocytes	27	%	20-40
Eosinophils	02	%	02 - 05
Monocytes	02	%	01 - 07

ABSOLUTE DIFFERENTIAL COUNT

Neutrophils	4554	/cumm	2000 - 7000
Lymphocytes	1782	/cumm	1000 - 3000
Eosinophils	132	/cumm	20 - 500
Monocytes	132 L	/cumm	200 - 1000

GLR / NLR

(Neutrophil/Lymphocyte Ratio)

2.6

RDW-CV	12.5	%	11.5 - 14.5
MPV	6.7 L	fl	7.00 - 11.00
PCT	0.19	%	0.10 - 0.30
PDW	16.9	%	10.0-18.00

PERIPHERAL SMEAR EXAMINATION

RBC Morphology	Normochromic and normocytic.
WBC Morphology	Appear normal, Immature cells are not seen
Platelets in Smear	Adequate.

DR. TEJAL BHATT
MD. PATHOLOGIST





Name: MITESH SHAILESHBHAI CHHATRIWALA	Ward: OPD
Lab ID: 0000097	Registration on: 11/03/2023 09:32:00
Age & Sex: 29 Year Male	Reported on: 16:12:36
Reference: VELOCITY HOSPITAL	Sample Type: BLOOD & URINE

Malarial Parasites

NOT DETECTED.

ESR

AFTER 1 HOUR

12

mm/hr

0.0 - 15.0

DR. TEJAL BHATT
MD. PATHOLOGIST






Name: MITESH SHAILESHBHAI CHHATRIWALA	Ward: OPD
Lab ID: 0000097	Registration on: 11/03/2023 09:32:00
Age & Sex: 29 Year Male	Reported on: 16:12:36
Reference: VELOCITY HOSPITAL	Sample Type: BLOOD & URINE

BLOOD GROUP

<u>Test</u>	<u>Observed Value</u>	<u>Unit</u>	<u>Biological Reference Interval</u>
<u>Blood Group</u>	"B"		
<u>Rh Factor</u>	POSITIVE		



DR. TEJAL BHATT
MD. PATHOLOGIST





Name: MITESH SHAILESHBHAI CHHATRIWALA	Ward: OPD
Lab ID: 0000097	Registration on: 11/03/2023 09:32:00
Age & Sex: 29 Year Male	Reported on: 16:12:36
Reference: VELOCITY HOSPITAL	Sample Type: BLOOD & URINE

BLOOD GLUCOSE TEST

Test	Observed Value	Unit	Biological Reference Interval
Sample <u>FASTING (FBS)</u> Blood Sugar-F	FLOURIDE PLASMA 71.6	mg/dL	70.00-110.00

DR. TEJAL BHATT
MD. PATHOLOGIST



Name: **MITESH SHAILESHBHAI CHHATRIWALA**

Ward: OPD

Lab ID **0000097**

Registration on: 11/03/2023 09:32:00

Age & Sex: **29 Year | Male**

Reported on: 16:12:36


Reference: **VELOCITY HOSPITAL**Sample Type: **BLOOD & URINE**

HEMOGLOBIN A1c TEST

Test	Observed Value	Unit	Biological Reference Interval
<u>HbA1c</u>	5.9	%	> 8 : Action Suggested 7-8 : Good Control < 7 : Goal 6-7 : Near Normal Glycemia < 6 : Non-diabetic Level
Mean Blood Glucose	122.6	mg/dL	80.0 - 140.0

Importance of HbA1c - Glycated Hb. in Diabetes Mellitus

- HbA1c, also known as Glycated Hemoglobin is the most important test for the assessment of long term blood glucose control (also called glycemic control)
- HbA1c reflects mean blood glucose concentration over past 6-8 weeks and provides a much better indication of long term glycemic control than blood glucose determination
- HbA1c is formed by non-enzymatic reaction between glucose and Hb. , this reaction is irreversible and therefore remains unaffected by short term fluctuations in blood glucose levels.
- Long term complications of diabetes such as retinopathy-eye complications, nephropathy-kidney complications and neuropathy-nerve complications, are potentially serious and can lead to blindness, kidney failure etc.
- Glycemic control monitored by HbA1c measurement using HPLC method-(Gold Standard) is considered most important. (Ref. National Glycohemoglobin Standardization Program -NGSP).

DR. TEJAL BHATT
MD. PATHOLOGIST

Name: **MITESH SHAILESHBHAI CHHATRIWALA**

Ward: OPD

Lab ID: **0000097**

Registration on: 11/03/2023 09:32:00

Age & Sex: **29 Year | Male**

Reported on: 16:12:36

Reference: **VELOCITY HOSPITAL**Sample Type: **BLOOD & URINE**

LIVER FUNCTION TEST

Test	Observed Value	Unit	Biological Reference Interval
<u>BILIRUBIN</u>			
Total Bilirubin	0.3	mg/dL	0.0-1.20
Direct Bilirubin	0.2	mg/dL	0.00 - 0.40
Indirect Bilirubin	0.10	mg/dL	
SGPT(ALT)	17.2	U/L	UP TO 45.00
SGOT (AST)	20.5	U/L	0.0 - 40.0
GAMMA GT	20	IU/L	7 TO 50 IU/L
<u>PROTEINS</u>			
Total Protein	7.5	g/dL	6.0 - 8.0
Albumin	4.2	g/dL	3.50 - 5.50
Globulin	3.3	g/dL	2.5 - 4.0
A/G Ratio	1.3		

DR. TEJAL BHATT
MD. PATHOLOGIST

Name: **MITESH SHAILESHBHAI CHHATRIWALA**

Ward: OPD

Lab ID: **0000097**

Registration on: 11/03/2023 09:32:00


Age & Sex: **29 Year | Male**

Reported on: 16:12:36

Reference: **VELOCITY HOSPITAL**Sample Type: **BLOOD & URINE**

LIPID PROFILE

Test	Observed Value	Unit	Biological Reference Interval
Sample	Fasting Blood Serum		
Cholesterol	166.4	mg/dL	100 - 199 mg/dl
Triglyceride	175.1 H	mg/dL	0 - 150 : Normal 150 - 199 : Borderline High 200 - 499 : High >= 500 : Very High
HDL Cholesterol	43.1	mg/dL	< 35 : Low (High Risk) >= 60 : High (Low Risk)
VLDL	35.02 H	mg/dL	0.00 - 30.00
LDL Cholesterol	88.28	mg/dL	< 100 : Optimal 100 - 129 : Near/Above Optimal 130 - 159 : Borderline High 160 - 189 : High >= 190 : Very High
LDL Chol. / HDL Chol. Ratio	2.05		1.0 - 3.4
Cholesterol / HDL Chol. Ratio	3.86 H		0 - 3.5
Total Lipid	615.1	mg/dl	400.0 - 1000.0

DR. TEJAL BHATT
MD. PATHOLOGIST

Name: **MITESH SHAILESHBHAI CHHATRIWALA**

Ward: OPD

Lab ID: **0000097**

Registration on: 11/03/2023 09:32:00


Age & Sex: **29 Year | Male**

Reported on: 16:12:36

Reference: **VELOCITY HOSPITAL**Sample Type: **BLOOD & URINE**

RENAL FUNCTION TEST

Test	Observed Value	Unit	Biological Reference Interval
S. Creatinine	1.00	mg/dL	0.30 - 1.30
Bl. Urea	24.2	mg/dL	10.0 - 40.0
BUN	11.3	mg/dl	6.0 - 22.0
Uric Acid	5.3	mg/dL	3.5 - 7.2
PROTEINS			
Total Protein	7.5	g/dL	6.0 - 8.0
Albumin	4.2	g/dL	3.50 - 5.50
Globulin	3.3	g/dL	2.5 - 4.0
A/G Ratio	1.3		

DR. TEJAL BHATT
MD. PATHOLOGIST

Name: **MITESH SHAILESHBHAI CHHATRIWALA**

Ward: OPD

Lab ID: **0000097**

Registration on: 11/03/2023 09:32:00

Age & Sex: **29 Year | Male**


Reported on: 16:12:36

Reference: **VELOCITY HOSPITAL**Sample Type: **BLOOD & URINE**

URINE ANALYSIS

Test	Observed Value	Unit	Biological Reference Interval
Sample	Fresh Urine		
<u>PHYSICAL EXAMINATION</u>			
Quantity	10.0	mL	
Colour	Pale-Yellow		
Appearance	Clear		
pH	6.0		
Specific Gravity	1.010		
Sediments	Absent		Absent
<u>CHEMICAL EXAMINATION</u>			
Protein (Albumin)	Absent		Absent
Sugar	Absent		Absent
Bile Salts	Absent		Absent
Bile Pigment	Absent		Absent
Ketone	Absent		Absent
Occult Blood	Absent		Absent
Nitrite	Absent		Absent
Leukocyte Esterase	Absent		Absent
Urobilinogen	Normal		Normal
<u>MICROSCOPIC EXAMINATION</u>			
Pus Cells	Occasional	/hpf	Absent
Red Blood Cells	Absent	/hpf	Absent
Epithelial Cells	Absent	/hpf	Absent
Crystals	Absent		Absent
Amorphous material	Absent		Absent
Casts	Absent		Absent
Yeast	Absent		Absent
Bacteria	Absent		Absent

--- End of Report ---

DR. TEJAL BHATT
MD. PATHOLOGIST