



Name: SEJAL KUNAL PATEL	Ward: OPD
Lab ID: 00000226	Registration on: 24/12/2022 12:01:00
Age & Sex: 39 Year Male	Reported on: 12:41:34
Reference: VELOCITY HOSPITAL	Sample Type: BLOOD & URINE

CBC ESR

Test	Observed Value	Unit	Biological Reference Interval
Haemoglobin	12.2 L	g/dL	13.4 - 16.4
Total RBC	5.7	mill./cm	4.50 - 6.00
Total WBC	6760	/cmm	4000 - 10000
Platelet Count	381000	/cmm	150000 - 450000
HCT	37.5	%	
MCV	65.8 L	fL	80.0 - 100.0
MCH	21.4 L	pg	27.0 - 32.0
MCHC	32.5	g/dL	31.5 - 36.0

DIFFERENTIAL COUNT

Neutrophils	57	%	40 - 70
Lymphocytes	33	%	20 - 40
Eosinophils	06 H	%	02-05
Monocytes	04	%	01-07
Basophils	00	%	00 - 02
Band Cells	00	%	0.0 - 6.0

ABSOLUTE DIFFERENTIAL COUNT

Neutrophils	3853	/cumm	2000.0-7000.0
Lymphocytes	2231	/cumm	1000.0-3000.0
Eosinophils	406	/cumm	20 - 500
Monocytes	270	/cumm	200 - 1000
Basophils	0	/cumm	0 - 100

GLR / NLR

(Neutrophil/Lymphocyte Ratio)

1.7

MENTZER INDEX

11.5

RDW-CV	13.5	%	11.1 - 14.1
RDW-SD	33.4	fl	31.0-46.0
MPV	9.9	fl	7.00 - 11.00
PCT	0.37 H	%	0.10-0.30

Bhatt

DR. TEJAL BHATT
MD. PATHOLOGIST



Name: **SEJAL KUNAL PATEL**

Ward: OPD

Lab ID **00000226**

Registration on: 24/12/2022 12:01:00

Age & Sex: **39 Year | Male**

Reported on: 12:41:34

Reference: **VELOCITY HOSPITAL**Sample Type: **BLOOD & URINE**

PDW 15.2 % 10.0-18.00

PERIPHERAL SMEAR EXAMINATIONRBC Morphology
WBC Morphology
Platelets in SmearHypochromia (+), Microcytosis (+), Anisocytosis (+),
Appear normal, Immature cells are not seen .
Adequate.Malarial Parasites

Not Detected.


Note

Hb electrophoresis is advised to rule out thalassemia as Mentzer index is <13. (low HB, high RBC count and low MCV) .

ESR

AFTER 1 HOUR

11 mm/hr 0.0 - 15.0

DR. TEJAL BHATT
MD. PATHOLOGIST



Name: SEJAL KUNAL PATEL	Ward: OPD
Lab ID 00000226	Registration on: 24/12/2022 12:01:00
Age & Sex: 39 Year Male	Reported on: 12:41:34
Reference: VELOCITY HOSPITAL	Sample Type: BLOOD & URINE

BLOOD GROUP

<u>Test</u>	<u>Observed Value</u>	<u>Unit</u>	<u>Biological Reference Interval</u>
<u>Blood Group</u>	"O"		
<u>Rh Factor</u>	POSITIVE		



DR. TEJAL BHATT
MD. PATHOLOGIST





Name: SEJAL KUNAL PATEL	Ward: OPD
Lab ID: 00000226	Registration on: 24/12/2022 12:01:00
Age & Sex: 39 Year Male	Reported on: 12:41:34
Reference: VELOCITY HOSPITAL	Sample Type: BLOOD & URINE

BLOOD GLUCOSE TEST

Test	Observed Value	Unit	Biological Reference Interval
Sample	FLOURIDE PLASMA		
<u>FASTING (FBS)</u>			
Blood Sugar-F	70.4	mg/dL	70.00-110.00
Urine Sugar-F	Absent		

DR. TEJAL BHATT
MD. PATHOLOGIST



Name: **SEJAL KUNAL PATEL**

Ward: OPD

Lab ID **00000226**

Registration on: 24/12/2022 12:01:00

Age & Sex: **39 Year | Male**

Reported on: 12:41:34


Reference: **VELOCITY HOSPITAL**Sample Type: **BLOOD & URINE**

HEMOGLOBIN A1c TEST

Test	Observed Value	Unit	Biological Reference Interval
<u>HbA1c</u>	5.9	%	> 8 : Action Suggested 7-8 : Good control < 7 : Goal 6.2-7 : Near Normal Glycemia < 6.2 : Non-diabetic Level
Mean Blood Glucose	122.6	mg/dL	70.0 - 140.0

Importance of HbA1c - Glycated Hb. in Diabetes Mellitus

- HbA1c, also known as Glycated Hemoglobin is the most important test for the assessment of long term blood glucose control (also called glycemic control)
- HbA1c reflects mean blood glucose concentration over past 6-8 weeks and provides a much better indication of long term glycemic control than blood glucose determination
- HbA1c is formed by non-enzymatic reaction between glucose and Hb. , this reaction is irreversible and therefore remains unaffected by short term fluctuations in blood glucose levels.
- Long term complications of diabetes such as retinopathy-eye complications, nephropathy-kidney complications and neuropathy-nerve complications, are potentially serious and can lead to blindness, kidney failure etc.
- Glycemic control monitored by HbA1c measurement using HPLC method-(Gold Standard) is considered most important. (Ref. National Glycohemoglobin Standardization Program -NGSP).

DR. TEJAL BHATT
MD. PATHOLOGIST

Name: **SEJAL KUNAL PATEL**

Ward: OPD

Lab ID **00000226**

Registration on: 24/12/2022 12:01:00


Age & Sex: **39 Year | Male**

Reported on: 12:41:34

Reference: **VELOCITY HOSPITAL**Sample Type: **BLOOD & URINE**

LIPID PROFILE

Test	Observed Value	Unit	Biological Reference Interval
Sample	Fasting Blood Serum		
Cholesterol	187.3	mg/dL	UP TO 220
Triglyceride	58.8 L	mg/dL	60.0 - 165.0
HDL Cholesterol	29.6 L	mg/dL	35.0 - 80.0
VLDL	11.76	mg/dL	0.00 - 30.00
LDL Cholesterol	145.94 H	mg/dL	< 130 : Optimal 130 - 159 : Borderline High 160 - 189 : High >= 190 : Very High
Cholesterol / HDL Chol. Ratio	4.93 H		0 - 3.5
Total Lipid	6.3 L	mg/dl	400.0 - 1000.0

DR. TEJAL BHATT
MD. PATHOLOGIST

Name: **SEJAL KUNAL PATEL**

Ward: OPD

Lab ID **00000226**

Registration on: 24/12/2022 12:01:00

Age & Sex: **39 Year | Male**

Reported on: 12:41:34


Reference: **VELOCITY HOSPITAL**Sample Type: **BLOOD & URINE**

RENAL FUNCTION TEST

Test		Unit	
S. Creatinine	0.72	mg/dL	0.5-1.30
Bl. Urea	15.0	mg/dL	10.0 - 40.0
BUN	7.0	mg/dl	6.0 - 22.0
S.Calcium	9.3	mg/dL	8.8-10.3
Uric Acid	4.9	mg/dL	3.5 - 7.2

ELECTROLYTES

Sodium (Na+)	139.7	mmol/L	135.0 - 150.0
Potassium (K+)	4.17	mmol/L	3.60 - 5.40
Chloride (Cl-)	102.8	mmol/L	98.0 - 110.0

DR. TEJAL BHATT
MD. PATHOLOGIST

Name: **SEJAL KUNAL PATEL**

Ward: OPD

Lab ID: **00000226**

Registration on: 24/12/2022 12:01:00


Age & Sex: **39 Year | Male**

Reported on: 12:41:34

Reference: **VELOCITY HOSPITAL**Sample Type: **BLOOD & URINE**

LIVER FUNCTION TEST

Test	Observed Value	Unit	Biological Reference Interval
BILIRUBIN			
Total Bilirubin	0.5	mg/dL	0.10 - 1.20
Direct Bilirubin	0.2	mg/dL	0.0-0.4
Indirect Bilirubin	0.30	mg/dL	0.10-0.70
SGPT(ALT)	15.1	U/L	0.0 - 40.0
SGOT (AST)	44.0	U/L	0.0 - 46.0
Alkaline Phosphatase	52.0	U/L	40-129
PROTEINS			
Total Protein	7.5	g/dL	6.0 - 8.0
Albumin	4.0	g/dL	3.50 - 5.50
Globulin	3.5	g/dL	2.5 - 4.0
A/G Ratio	1.1		

DR. TEJAL BHATT
MD. PATHOLOGIST

Name: **SEJAL KUNAL PATEL**

Ward: OPD

Lab ID: **00000226**

Registration on: 24/12/2022 12:01:00

Age & Sex: **39 Year | Male**


Reported on: 12:41:35

Reference: **VELOCITY HOSPITAL**Sample Type: **BLOOD & URINE**

URINE ANALYSIS

Test	Observed Value	Unit	Biological Reference Interval
Sample	Fresh Urine		
<u>PHYSICAL EXAMINATION</u>			
Quantity	10.0	mL	
Colour	Pale-Yellow		
Appearance	Clear		Clear
pH	6.5		
Specific Gravity	1.010		
Sediments	Absent		Absent
<u>CHEMICAL EXAMINATION</u>			
Protein (Albumin)	Absent		Absent
Sugar	Absent		Absent
Bile Salts	Absent		Absent
Bile Pigment	Absent		Absent
Ketone	Absent		Absent
Occult Blood	Absent		Absent
Nitrite	Absent		Absent
Leukocyte Esterase	Absent		Absent
Urobilinogen	Normal		Normal
<u>MICROSCOPIC EXAMINATION</u>			
Pus Cells	1-2	/hpf	Absent
Red Blood Cells	1-2	/hpf	Absent
Epithelial Cells	3-4	/hpf	Absent
Crystals	Absent		Absent
Amorphous material	Absent		Absent
Casts	Absent		Absent
Yeast	Absent		Absent
Bacteria	Absent		Absent

--- End of Report ---

DR. TEJAL BHATT
MD. PATHOLOGIST