



असर्फी हॉस्पिटल

सबके लिए स्वास्थ्य

OUT PATIENT DEPARTMENT

Department of Cardiology

Mediwheel

Regd. No. : AUG22-24394 Visit : OPD/200822/18343  
 Patient Name : MR. DILIP KUMAR MISHRA Mobile : 8102265035  
 Age/Sex : 50 Y 7 M 5 D / Male Date : 20-Aug-2022 1 47 pm  
 Address : CHAS, BOKARO - Jharkhand, INDIA  
 Doctor : Dr. Uday Shankar MBBS, MD, D. Cardio., FCCS OPD Timing : MON-SAT (10AM - 2PM)

Allergies : Referred By :  
 Height : Ft In Temp : C SPO2 : 98 %  
 Weight : 85 Kg Pulse : 84 BPM B.P. : 120/80 mm/Hg

History and complaints :

Asymptomatic

Examination :

H/O Head trauma  
NO Records available

Diagnosis :

Non-OBM / HDM.

Investigations :

Medicines Prescribed:

T. Tonact 10mg OD → x 2 months  
 T. B-29 OD → x 20 days

Fasting lipid profile  
 ↓  
 after 2 months.

Follow up: Days  
 Date :  
 Time :

Advice (Diet/ Lifestyle / Rehab)

Signature of Doctor

\*Prescription to be valid for 7 Days only.

Free EYE Glass Checkup (FOR ANY FAMILY MEMBERS)

DR. UDAY SHANKAR  
 BOKARO  
 AS: Dhanbad



Name	MR. DILIP KUMAR MISHRA	Lab No:	1,845
Age	50 Yrs Sex Male	Collection Date	13-Aug-2022
Doctor	Self-Walkin	Collection Time	1:59:15PM
Reg. No.	AUG22-24394	Reporting Date	20-Aug-2022
Sub Dept.	Clinical Pathology	Reporting Time	3:06:55PM

Test	Result	Reference Range
<u>Routine Examination Of Urine</u>		
Appearance	CLEAR	
Colour	STRAW	
Quantity	30 ml (Approx)	
Specific Gravity	1.015	
Albumin.	NIL	
Bile Pigments	XX	
Bile Salts	XX	
Ketone Bodies	XX	
Reaction (pH)	ACIDIC	
Sugar	NIL	
Bacteria	NOT SEEN /hpf.	/hpf.
Casts	NOT SEEN /hpf.	/hpf.
Crystals	NOT SEEN /hpf.	/hpf.
Epithelial Cells	5-6	
Pus Cells	4-5 /hpf	/hpf
RBC	NIL /hpf	

Dhanbad's 1st NABH & NABL Certified Hospital & Lab

  
PATHOLOGIST

Checked by:

Typed by:

Condition of Laboratory Testing & Reporting

(1) It is presumed that the test(s) performed are on the specimen(s)/Sample(s) belonging to the patient named or identified and the verification of the particulars have been carried out by the patient or his/her representative at the point of generation of the said specimen(s)/Sample(s). (2) Laboratory investigations are only tool to facilitate in arriving at diagnosis and should be clinically correlated. (3) Tests results are not valid for medico-legal Purposes. (4) Test requested might not be performed due to following Reason: (a) Specimen received is insufficient or inappropriate. (haemolysed/dotted/serumic etc.) (b) Incorrect specimen type for requested test. (c) Specimen quality is unsatisfactory. (d) There is a discrepancy between the label on the specimen container and the Name on the test requisition form. (5) The Results of the Test May vary from lab and also from time to time for the same patient. (6) The results of a laboratory test are dependent on the quality of the sample as well as the assay technology. (7) In case of queries or re-specified test results please call at +91 9297862282, Email- labasarfi@gmail.com

**24 HOUR EMERGENCY**

© AHL/D/0066/2545/July/20

"KEEP THE REPORTS CAREFULLY AND BRING THEM ALONG DURING YOUR NEXT VISIT TO OUR HOSPITAL"



# ASARFI HOSPITAL LABORATORY

(A Unit of Asarfi Hospital Ltd.)

Baramudi, Bishnupur Polytechnic, Dhanbad B2B 130  
Ph No: 7808368888, 9297862282, 9234681514



*[Handwritten Signature]*

Medi Lab India

Name : MR. DILIP KUMAR MISHRA  
Age : 50 Yrs Sex : Male  
Doctor : Self-Walkin  
Reg. No. : AUG22-24394  
Sub Dept. : Clinical Pathology

Lab No : 1,848  
Collection Date : 13-Aug-2022  
Collection Time : 11:59:28PM  
Reporting Date : 20-Aug-2022  
Reporting Time : 3:07:12PM

Test Result Reference Range

### Stool - Routine

Form & Consistency SEMISOLID  
Colour YELLOWISH  
Reaction (pH) ALKALINE  
Occult Blood NEGATIVE  
Protozoa NOT FOUND  
Ova PRESENT  
Epithelial Cells 2-3  
Pus Cells (Stool) 1-2  
Red Blood Cells (Stool) NIL  
Vegetable Cells NOT SEEN  
Yeast Cells NOT SEEN  
Cyst (stool) NOT SEEN

### Thyroid Harmones T3 T4 TSH (Enzyme Immunoassay)

T3, Total, Serum 0.95 ng/ml 0.74-1.79 ng/ml  
T4, Total, Serum 7.34 ng/dl 4.7-12.8 ng/dl  
TSH, SERUM (Enzyme Immunoas: 2.22  $\mu$ IU/ml 0.25-5.00  $\mu$ IU/ml

### PSA ( Prostatic Specific Antigen Test Total)

P.S.A. 0.86 ng/ml. 0.0 - 4.0  
Border line 4.0 - 10.0 ng/ml.

### HbA1C (Glycosylated Hb)

glycosylated Hb 5.1 % 4.6-6.2 %

#### Condition of Laboratory Testing & Reporting

(1) It is presumed that the test(s) performed are on the specimen(s) / Sample(s) belonging to the patient named or identified and the verification of the particulars have been carried out by the patient or his/her representative at the point of generation of the said specimen(s) / Sample(s). (2) Laboratory investigations are only to facilitate in arriving at diagnosis and should be clinically correlated. (3) Tests results are not valid for medico-legal Purposes. (4) Test requested might not be performed due to following Reason: (a) Specimen received is insufficient or inappropriate. (haemolysed/clotted/lipemic etc.) (b) incorrect specimen type for requested test. (c) Specimen quality is unsatisfactory. (d) There is a discrepancy between the label on the specimen container and the Name on the test requisition form. (5) The Results of the Test May vary from lab and also from time to time for the same patient. (6) The results of a laboratory test are dependent on the quality of the sample as well as the assay technology. (7) In case of queries or unexpected test results please call at +91 9297862282, Email- labasarfi@gmail.com

**24 HOUR EMERGENCY**

© AHL/D/0066/2545/July/22

**"KEEP THE REPORTS CAREFULLY AND BRING THEM ALONG DURING YOUR NEXT VISIT TO OUR HOSPITAL"**

## RADIOLOGY REPORT

### Patient Information

Patient Name	MR DILIP KUMAR MISHRA	Patient ID	202206
Age   Gender	50Y/MALE	Exam Date	AUG 13 2022
Referring Doctor	DR SELF	Report Date	AUG 13 2022

### X RAY CHEST

#### FINDINGS :

- Both para hilar shadow in few nodules are seen.
- Both costophrenic angles appear normal.
- The tracheal lucency is centrally placed.
- The mediastinal and diaphragmatic outlines appear normal.
- The heart shadow is normal.
- The bony thoracic cage and soft tissues are normal.

#### IMPRESSION:

**Both para hilar shadow in few nodules are seen.**

**Dr. Kajal Agarwal**

MD Radiology(MPMC-18472)

Consultant Radiologist

MR DILIP KUMAR MISHRA SON/IN DR SELF

**24 HOUR EMERGENCY**

CAH-LOD007902205APR122

"KEEP THE REPORTS CAREFULLY AND BRING THEM ALONG DURING YOUR NEXT VISIT TO OUR HOSPITAL"





# ASARFI HOSPITAL LABORATORY

(A Unit of Asarfi Hospital Ltd)

Baramun, Bishnupur Polytechnic, Dhanbad 826 130  
Ph No 7808368888 9297862282 9234681514



245

Mediwhaal

NAME	MR. DILIP KUMAR MISHRA	Lab No:	1,840
AGE	50 Yrs Sex Male	Collection Date	13-Aug-2022
Doctor	Self-Walkin	Collection Time	1:58:48PM
Req. No.	AUG22-24394	Reporting Date	14-Aug-2022
Lab Dept.	Clinical Pathology	Reporting Time	10:51:27AM

Test	Result	Reference Range
------	--------	-----------------

### Liver Function Test (LFT)

Bilirubin (Total)	0.4 mg/dl	0.2 - 1.0 mg/dl
Bilirubin (Direct)	0.2 mg/dl	0 - 0.2 mg/dl
Bilirubin (Indirect)	0.2 mg/dl	0.2 - 0.8 mg/dl
SGOT	24.9 IU/L	< 40 IU/L
SGPT	17.5 IU/L	< 49 IU/L
Alkaline Phosphatase	217.5 IU/L	70-306 IU/L
Total Proteins	8.5 g/dl	6.5 - 8.5 g/dl
Albumin	4.8 g/dl	3.5 - 5.5 g/dl
Globulin	3.7 g/dl	1.5 - 3.5 g/dl
Gamma-GT	37.1 U/L	0-55 U/L

### Blood Glucose - Fasting, Postprandial

Blood Glucose Fasting	113.9 mg/dl	60 - 110 mg/dl
Blood Glucose Postprandial	118.6 mg/dl	70-140 mg/dl

### Thyroid Hormones T3 T4 TSH (Enzyme Immunoassay)

T3, Total, Serum	0.95 ng/ml	0.74-1.79 ng/ml
T4, Total, Serum	7.34 ng/dl	4.7-12.8 ng/dl
TSH, SERUM (Enzyme Immunoas)	2.22 uIU/ml	0.25-5.00 uIU/ml

### PSA ( Prostatic Specific Antigen Test Total)

P.S.A.	0.86 ng/ml.	0.0 - 4.0 Border line 4.0 - 10.0 ng/ml.
--------	-------------	---

### HbA1c (Glycosylated Hb)

Glycosylated Hb	5.1 %	4.6-6.2 %
-----------------	-------	-----------

**Condition of Laboratory Testing & Reporting**  
 (1) It is presumed that the test(s) performed are on the specimen(s) / Sample(s) belonging to the patient named or identified and the verification of the particulars have been carried out by the patient or his/her representative at the point of generation of the said specimen(s) / Sample(s). (2) Laboratory investigations are only tool to facilitate in arriving at diagnosis and should be clinically correlated. (3) Tests results are not valid for medico-legal purposes. (4) Test requested might not be performed due to following Reason: (a) Specimen received is insufficient or inappropriate. (haemolysed/clotted/lipemic etc.) (b) Incorrect specimen type for requested test. (c) Specimen quality is unsatisfactory. (d) There is a discrepancy between the label on the specimen container and the Name on the test requisition form. (5) The Results of the Test May vary from lab and also from time to time for the same patient. (6) The results of a laboratory test are dependent on the quality of the sample as well as the assay technology. (7) In case of queries or unexpected test results please call at +91 9297862282. Email- labasarfi@gmail.com

**24 HOUR EMERGENCY**

© AHL/D/0066/2545/July/22

**"KEEP THE REPORTS CAREFULLY AND BRING THEM ALONG DURING YOUR NEXT VISIT TO OUR HOSPITAL"**



# ASARFI HOSPITAL LABORATORY

(A Unit of Asarfi Hospital Ltd.)

Baramun, Bishnupur Polytechnic, Dhanbad 826 130  
Ph. No. 7808366666 9207862282 9234681514



Medi:wheel

MR. DILIP KUMAR MISHRA	Lab No:	1,832
50 Yrs Sex Male	Collection Date:	13-Aug-2022
Self-Walkin	Collection Time:	1:58:07PM
AUG22-24394	Reporting Date:	14-Aug-2022
Haematology	Reporting Time:	10:51:27AM

Test	Result	Reference Range
<u>ESR</u>		
E.S.R. (Westergren)	27 mm/hr	0 - 20 mm/hr
<u>CBC</u>		
Haemoglobin	17.0 g/dl	13 - 18 g/dl
Red Blood Cells Count	5.90 / cumm	4.0 - 6.0 / cumm
TOTAL COUNT OF PLATELET	1.77 lakhs/cumm	1 - 4 lakhs/cumm
Total WBC Count	7,900 /cumm	4000 - 11000 /cumm
Neutrophils	68 %	55 - 75 %
Lymphocytes	28 %	15 - 30 %
Eosinophils	01 %	1 - 6 %
Monocytes	03 %	2 - 10 %
Basophils	00 %	0 - 1 %
PCV	50.1 %	40 - 54 %
MCV	84.8 cu-microns	80 - 99 cu-microns
MCHC	34.0 %	32 - 38 %
<u>Blood Grouping</u>		
ABO Group	"O"	
Rh (Factor)	POSITIVE	
<u>Blood Urea Nitrogen</u>		
Blood Urea Nitrogen	6.5 mg/dl	5 - 20 mg/dl

#### Condition of Laboratory Testing & Reporting

(1) It is presumed that the test(s) performed are on the specimen(s)/Sample(s) belonging to the patient named or identified and the verification of the particulars have been carried out by the patient or his/her representative at the point of generation of the said specimen(s)/ Sample(s). (2) Laboratory investigations are only tool to facilitate in arriving at diagnosis and should be clinically correlated. (3) Tests results are not valid for medico legal Purposes. (4) Test requested might not be performed due to following Reason: (a) Specimen received is insufficient or inappropriate. (haemolysed/clotted/lipemic etc.) (b) Incorrect specimen type for requested test. (c) Specimen quality is unsatisfactory. (d) There is a discrepancy between the label on the specimen container and the Name on the test requisition form. (5) The Results of the Test May vary from lab and also from time to time for the same patient. (6) The results of a laboratory test are dependent on the quality of the sample as well as the assay technology. (7) In case of queries or unexpected test results please call at +91 9297862282. Email- labasarfi@gmail.com

**24 HOUR EMERGENCY**

© AHL/D/0066/2545/July/22


**"KEEP THE REPORTS CAREFULLY AND BRING THEM ALONG DURING YOUR NEXT VISIT TO OUR HOSPITAL"**



# ASARFI HOSPITAL LABORATORY

(A Unit of Asarfi Hospital Ltd.)

Baramuri, Bishnupur Polytechnic, Dhanbad 828 130  
Ph. No.: 7808368888, 9297862282, 9234681514



Name : MR. DILIP KUMAR MISHRA  
 Age : 50 Yrs Sex : Male  
 Doctor : Self-Walkin  
 Reg. No. : AUG22-24394  
 Sub Dept. : Biochemistry

Mediwheel  
 Lab No: 1,840  
 Collection Date: 13-Aug-2022  
 Collection Time: 1:58:48PM  
 Reporting Date: 14-Aug-2022  
 Reporting Time: 10:51:27AM

Test	Result	Reference Range
------	--------	-----------------

Test	Result	Reference Range
<b><u>Lipid Profile</u></b>		
Serum Cholesterol	212.0 mg/dl	150 - 250 mg/dl
Serum Triglyceride	<u>272.0</u> mg/dl	50-190 mg/dl
HDL Cholesterol	67.0 mg/dl	35 - 55 mg/dl
LDL Cholesterol	91.0 mg/dl	Upto 160 mg/dl
VLDL Cholesterol	54.0 mg/dl	Upto 60 mg/dl

Dhanbad's 1st NABH & NABL Certified Hospital & Lab

*[Signature]*  
PATHOLOGIST

Typed by:

Checked by:

**Condition of Laboratory Testing & Reporting**

(1) It is presumed that the test(s) performed are on the specimen(s) / Sample(s) belonging to the patient named or identified and the verification of the particulars have been carried out by the patient or his/her representative at the point of generation of the said specimen(s) / Sample(s) / Laboratory investigations are only to facilitate in arriving at diagnosis and should be clinically correlated. (2) Tests results are not valid for medico legal Purposes. (3) Test requested might not be performed due to following Reason: (a) Specimen received is insufficient or inappropriate. (haemolysed/clotted/iripemic etc.) (b) incorrect specimen type for requested test. (c) Specimen quality is unsatisfactory. (d) There is a discrepancy between the label on the specimen container and the Name on the test requisition form. (5) The Results of the Test May vary from lab and also from time to time for the same patient. (6) The results of a laboratory test are dependent on the quality of the sample as well as the assay technology. (7) In case of queries or unexpected test results please call at +91 9297862282. Email: labasarfi@gmail.com

**24 HOUR EMERGENCY**

© AHL/D/0066/2545/July/22

"KEEP THE REPORTS CAREFULLY AND BRING THEM ALONG DURING YOUR NEXT VISIT TO OUR HOSPITAL"





# ASARFI HOSPITAL LABORATORY

(A Unit of Asarfi Hospital Ltd)

Baramuri, Bishnupur Polytechnic, Dhanbad 828 130  
Ph No. 7808368888, 9297862282, 9234681514



MR. DILIP KUMAR MISHRA

50 Yrs Sex: Male

Self-Walkin

AUG22-24394

Lab No:

1,840

Collection Date

13/8/2022

Collection Time

1:58 pm

Reporting Date

14/8/2022

Reporting Time

10:53 am

### KFT Panel

#### Blood Urea

Blood Urea

14.7 mg/dl

10-40 mg/dl

#### Serum Uric Acid

Uric Acid

5.6 mg/dl

3.0 - 7.0 mg/dl

#### Serum Calcium

Calcium

10.6 mg/dl

8.7 - 11 mg/dl

#### Serum Potassium(K), Sodium (Na)

Sodium

143.6 mmol/L

133 - 155 mmol/L

Potassium

3.9 mmol/L

3.5 - 5.5 mmol/L

#### Serum Chloride (Cl)

Chlorides

109.6 mmol/L

96 - 108 mmol/L

#### Serum Creatinine

S.Creatinine

0.4 mg/dl

0.7-1.4 mg/dl

#### Serum Phosphorus

Phosphorus

3.9 mg/dl

2.5 - 5.5 mg/dl

Dr.N.N.SINGH MD(PATH)  
PATHOLOGIST

#### Condition of Laboratory Testing & Reporting

(1) It is presumed that the test(s) performed are on the specimen(s) / Sample(s) belonging to the patient named or identified and the verification of the particulars have been carried out by the patient or his/her representative at the point of generation of the said specimen(s) / Sample(s). (2) Laboratory investigations are only tool to facilitate in arriving at diagnosis and should be clinically correlated. (3) Tests results are not valid for medico legal Purposes. (4) Test requested might not be performed due to following Reason: (a) Specimen received is insufficient or inappropriate (haemolysed/clotted/lipemic etc.) (b) incorrect specimen type for requested test. (c) Specimen quality is unsatisfactory. (d) There is a discrepancy between the label on the specimen container and the Name on the test requisition form. (5) The Results of the Test May vary from lab and also from time to time for the same patient. (6) The results of a laboratory test are dependent on the quality of the sample as well as the assay technology. (7) In case of queries or unexpected test results please call at +91 9297862282, Email- labasarfi@gmail.com

**24 HOUR EMERGENCY**

© AHL/D/0066/2545/July/22

**"KEEP THE REPORTS CAREFULLY AND BRING THEM ALONG DURING YOUR NEXT VISIT TO OUR HOSPITAL"**



## RADIOLOGY REPORT

Reg. No.	24394	Ref. Dr.	SELF
Name	MR. DILIP KR MISHRA	Study	USG WHOLE ABDOMEN
Age & Sex	50Y/M	Rep Date	20.08.2022

### USG WHOLE ABDOMEN

- LIVER** : Liver is enlarged in size and measures 16.6cm. It appears normal in echotexture. No obvious focal lesion is seen. IHBR are not dilated.
- GALL BLADDER** : GB is well distended. No obvious calculus or mass lesion is seen. The wall thickness is normal.
- CBD** : CBD is normal in course & caliber.
- PV** : PV is normal in course & caliber.
- PANCREAS** : Pancreas is normal in size, shape & echotexture. Peripancreatic soft tissues appear normal. MPD is not dilated.
- SPLEEN** : Spleen is normal in shape, size & echotexture. It measures 11.7 cm in size.
- KIDNEYS** : The right kidney measures 10.8 x 4.1cm. The left kidney measures 11.5 x 5.5cm. Both kidneys are normal in shape, size & position. The pelvicalyceal system is normal. Corticomedullary differentiation is maintained. No focal lesion is seen.
- URINARY BLADDER** : Urinary bladder is well distended. No obvious calculus or mass lesion is seen. The wall thickness is normal.
- PROSTATE** : Prostate is normal in size, shape & echotexture. It measures 3.3 x 3.9 x 3.1cm in size (volume – 21.8gram).
- OTHERS** : No ascites or retroperitoneal lymphadenopathy is seen.
- IMPRESSION** : • **Hepatomegaly.**

Clinical correlation is suggested.



**Dr. VAISHALI PATEL**  
**MBBS, DNB (Radio-diagnosis)**  
**Consultant Radiologist**





**ECHOCARDIOGRAPHY REPORT**  
**Reports**

Name: **MR DILIP KUMAR MISHRA**

Age: **50**

Sex: **Male**

Date: **08/13/2022**

**2D & M-MODE MEASUREMENTS**

IVSd	1.0 cm
LVIDd	4.9 cm
LVPWd	1.0 cm
IVSs	1.5 cm
LVIDs	3.2 cm
Ao Diam	3.3 cm
LA Diam	3.3 cm

**2D & M-MODE CALCULATIONS**

EDV(Teich)	112 ml
ESV(Teich)	40 ml
EF(Teich)	64 %
%FS	35 %
SV(Teich)	72 ml
LVd Mass	195.78 g
RWT	0.40
LA/Ao	1.00

**MITRAL VALVE**

MV E Vel	0.80 m/s
MV DecT	192 ms
MV Dec Slope	4.2 m/s <sup>2</sup>
MV A Vel	0.80 m/s
MV E/A Ratio	1.00
E'	0.08 m/s
E/E'	9.96

**AORTIC VALVE**

**TRICUSPID VALVE**

**PULMONARY VALVE**

PV Vmax	1.20 m/s
PV maxPG	5.74 mmHg

**COMMENTS:**

- NORMAL SIZE CARDIAC CHAMBERS
- NO LVRWMA
- NORMAL LV SYSTOLIC FUNCTION (EF-65%)
- GRADE I DIASTOLIC DYSFUNCTION
- NO MR, AR, NO TR
- IAS, IVS INTACT
- NO CLOT, PE
- IVC NORMAL

**IMPRESSION:**

- NORMAL SIZE CARDIAC CHAMBERS
- NO LVRWMA
- NORMAL LV SYSTOLIC FUNCTION (EF-65%)
- GRADE I DIASTOLIC DYSFUNCTION

DR. S.H CHAVAN  
(CONSULTANT CARDIOLOGIST)

TECH. SIG



TABULAR SUMMARY REPORT

MR DILIP KUMAR, MISHRA

ID: 000024394  
 Visit: 50 years  
 13-Aug-2022  
 16:59:00

Caucasian  
 Male

Referred by: DR S H CHAVAN  
 Test ind:

25.0 mm/s  
 10.0 mm/mV  
 100hz

BRUCE  
 Max HR: 170bpm 100% of max predicted 170bpm  
 Max BP: \*\*\*/\*\*\*  
 Reason for Termination: Leg discomfort  
 Comments:

Total Exercise time: 6:14  
 Maximum workload: 7.3METS

Phase Name	Stage Name	Time in Stage	Speed (mph)	Grade (%)	WorkLoad (METS)	HR (bpm)	BP (mmHg)	RPP (x100)
PRETEST	SUPINE	1:18	0.8	0.0	1.3	109		
EXERCISE	STAGE 1	3:00	1.7	10.0	4.6	137		
	STAGE 2	3:00	2.5	12.0	7.0	164		
	STAGE 3	0:14	3.4	14.0	7.3	167		
RECOVERY	Post	4:16	***	***	1.0	118		

*The negative for inducible ischemia*



Technician:

Unconfirmed

Male

Rate 92  
 Sinus rhythm  
 Probable left atrial enlargement  
 Baseline wander in lead(s) V2

PR 175  
 QRSD 91  
 QT 329  
 QTc 407

--AXIS--  
 P 51  
 QRS 18  
 T 41  
 12 lead; Standard Placement

- BORDERLINE ECG -



Device: Speed: 25 mm/sec Limb: 10 mm/mV Chest: 10.0 mm/mV




**Fwd: Health Check up Booking Request(bobE14903),Package Code(PKG1000236),Beneficiary Code(53191)**

1 message

Mishra Dilip Kumar <Dilip.Mishra@bankofbaroda.com>  
To: "sajalpratap1993@gmail.com" <sajalpratap1993@gmail.com>

Sat, Aug 13, 2022 at 11:15 AM

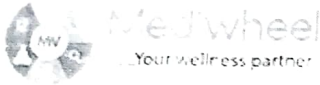


Get Outlook for Android

**From:** Mediwheel <customercare@policywheel.com>  
**Sent:** Wednesday, August 10, 2022 12:46:58 PM  
**To:** Mishra Dilip Kumar <Dilip.Mishra@bankofbaroda.com>  
**Cc:** Mediwheel CC <customercare@mediwheel.in>; Mediwheel CC <mediwheelwellness@gmail.com>  
**Subject:** Health Check up Booking Request(bobE14903),Package Code(PKG1000236),Beneficiary Code(53191)

**\*\*सावधान:** यह मेल बैंक डोमेन के बाहर से आया है. अगर आप प्रेषक को नहीं जानते तो मेल में दी गयी लिंक पर क्लिक ना करें या अटैचमेंट ना खोलें.

**\*\*CAUTION:** THIS MAIL IS ORIGINATED FROM OUTSIDE OF THE BANK'S DOMAIN. DO NOT CLICK ON LINKS OR OPEN ATTACHMENTS UNLESS YOU KNOW THE SENDER.

**011-41195959****Email:wellness@mediwheel.in**

Dear MR. MISHRA DILIP KUMAR,

Thanks for booking Health Checkup and we have required following document for confirmation of booking health checkup.

1. HRM Letter
2. Bank of Baroda Employee ID
3. Your photo ID

Please note following instruction for HRM letter.

1. For generating permission letter for cashless health check-up in the HR Connect, the path to be followed is given below:

a) Employee Self Service-&gt; Reimbursement-&gt; Reimbursement application -&gt;Add New value -&gt;Reimbursement Type: Mandatory Health Check-up – Click Add

b) Select Financial Year 2021-22, Self or Spouse, Claim Type - Cashless and Submit

c) After submission, click print button to generate 'Permission Letter'

**Booking Date** : 10-08-2022**Health Check up Name** : Medi-Wheel Full Body Health Checkup Male Above 40**Health Check Code** : PKG1000236**Name of Diagnostic/Hospital** : Asarfi Hospital LimitedDhanbad

Address of Diagnostic/Hospital- Baramuri, P.O - Bishunpur Polytechnic  
Appointment Date 13-08-2022  
Preferred Time 09 15 AM

Member Information			
Booked Member Name	Age	Gender	Cost(In INR)
MR. MISHRA DILIP KUMAR	48	Male	Cashless
Total amount to be paid			Cashless

We will get back to you with confirmation update shortly. Please find the package details as attached for your reference.

**Package Name** Medi-Wheel Full Body Health Checkup Male Above 40 - Includes (40) Tests

**Tests included in this Package** : Ecg, TSH, X-ray Chest, Stress Test (trmt)/ 2d Echo, Blood Sugar Postprandial, Psa(for Male), Dental Consultation, Creatinine, Serum, A:g Ratio, Blood Group, Total Cholesterol, Triglycerides, Fasting Blood Sugar, Ultrasound Whole Abdomen , Glycosylated Haemoglobin (hba1c), Hdl, Vldl, Urine Analysis, LDL, Total Protine, General Consultation, HDL/ LDL ratio, GGT(Gamma-glutamyl Transferase), Eye Check-up consultation, ALP (ALKALINE PHOSPHATASE), Uric Acid, AS1/ALT Ratio, Serum Protein, CBC with ESR, Stool Analysis, Urine Sugar Fasting, Urine Sugar PP, T3, T4, Cholesterol Total / HDL Ratio, BUN, BUN/Creatinine Ratio, Bilirubin Total & Direct and Indirect, Albumin, Globulin

© 2021-2022, Arcofemi Healthcare Limited.

**bob**  
World

आज़ादी का  
अमृत महोत्सव

Azadi Ka  
Amrit Mahotsav

अस्वीकरण: \*\*\*\*\*

\*\*\*\*\* यह ईमेल (किसी भी संलग्नक सहित) केवल अपेक्षित प्राप्तकर्ता/ओं के उपयोग के लिए है और इसमें ऐसी सामग्री हो सकती है जो कंपनी की गोपनीय और निजी सूचना हो. दूसरों द्वारा इसमें कोई भी संशोधन या इसे आधार बनाना या इस संदेश की किसी भी या सभी सामग्री को कॉपी करना या वितरित करना या अग्रेषित करना पूरी तरह से वर्जित है. यदि आप अपेक्षित प्राप्तकर्ता नहीं हैं, तो कृपया ईमेल द्वारा संबंधित प्रेषक से संपर्क करें और सभी प्रतियां हटा दें. इस संबंध में आपका सहयोग वांछनीय है. \*\*\*\*\* Disclaimer:

\*\*\*\*\* This email (including any attachments) is intended for the sole use of the intended recipient/s and may contain material that is CONFIDENTIAL AND PRIVATE COMPANY INFORMATION. Any review or reliance by others or copying or distribution or forwarding of any or all of the contents in this message is STRICTLY PROHIBITED. If you are not the intended recipient, please contact the sender by email and delete all copies; your cooperation in this regard is appreciated. \*\*\*\*\*





भारत सरकार  
 दिनीप कुमार मिश्रा  
 Dilip Kumar Mishra  
 जन्म तिथि/DOB: 15/10/1972  
 पुरुष / MALE

5277 9474 2613

मेरा आधार, मेरी पहचान



भारतीय विशिष्ट पहचान प्राधिकरण  
 GOVERNMENT OF INDIA

पता  
 माधव राजेंद्र मिश्रा, कुवर  
 सिंह - लीनी चाम,  
 मल्लिक प्रिंटिंग वर्कस चस, बोकारो  
 चाम, बोकारो, झारखण्ड - 827013

Address  
 Mr. Madhav Rajendra Mishra, Kumar  
 Singh - Loni Chas, Near Mallick  
 Printing Works Chas, Bokaro  
 Chas - Bokaro  
 Jharkhand - 827013

5277 9474 2613

भारत सरकार  
 GOVERNMENT OF INDIA  
 1800 300 1947  
 www.uidai.gov.in



भारतीय विशिष्ट पहचान प्राधिकरण  
 GOVERNMENT OF INDIA

पता:

अर्धाग्निनी: दिनीप कुमार  
 मिश्रा, कुवर सिंह कौलोनी  
 चाम, मल्लिक प्रिंटिंग  
 वर्कस के पास, पोस्ट  
 ऑफीस- चाम, चाम,  
 बोकारो,

Address:  
 W/O Dilip Kumar Mishra, Kumar  
 Singh Colony Chas, Near Mallick  
 Printing Works, post office-  
 chas, Chas, Bokaro,  
 Jharkhand - 827013

3391 0725 0081



भारत सरकार  
 GOVERNMENT OF INDIA



सुमन मिश्रा  
 Suman Mishra  
 जन्म तिथि/DOB: 20/12/1981  
 महिला / FEMALE

3391 0725 0081

मेरा आधार, मेरी पहचान

भारत सरकार  
 GOVERNMENT OF INDIA  
 1800 300 1947  
 www.uidai.gov.in

www.uidai.gov.in  
 P.O. Box No. 1947,  
 Bengaluru-560 001



नाम: दिलीप कुमार मिश्रा  
 Name: Dilip Kumar Mishra  
 अकाउंट नंबर: 64059  
 F.C. No. 64059

Signature of Holder

धारक के हस्ताक्षर  
 Signature of Holder

भारत सरकार  
 GOVERNMENT OF INDIA  
 1800 300 1947  
 www.uidai.gov.in

आर.जी.एम. (सुरक्षा): बैंक ऑफ बड़ोदा, बड़ोदा कॉर्पोरेट सेंटर  
 C-26, C-Block, Baroda Kanta Complex, Baroda-390 051, India  
 Phone: 079 226600-2100 Fax: 079 22662574

नाम: सुमन मिश्रा  
 Name & Ph: Suman Mishra  
 Suman Mishra  
 59004 76309

रक्त समूह (Blood Group): O+ve  
 Cut mark on nose

आधार जारी करने का कार्यालय: Issuing Office  
 1800 300 1947, Block - 1, Sector - 1, Salt Lake City, Kolkata - 700 061





**Asarfi Hospital Limited.**  
Baramuri, P.O.-Bishunpur Polytechnic, Dhanbad(Jharkhand)  
Phone : 03262295147 Fax : 08817844529  
Email: asarfihospital@hotmail.com



**Medi Wheel Full Body Health Checkup**

Bill No: AHL/Medi Wheel/2022/54  
TIN NO 20861605701

Bill Date 20.08.2022

**Patient Details**

Registration no : AUG22-24394

Patient Name : MR DILIP KUMAR MISHRA

Age : 50 Yrs

Address : CHAS BOKARO, JHARKHAND, INDIA

Gender : MALE

Phone No.

Mobile No : 8102285035

SI.No.	Service(s) Name	Rate	Quantity	Discount	Total.
1	Medi Wheel Full Body Health Checkup abhove 40 Years (PACKAGE)	2100.00	1	0.00	2100.00
				<b>Total Rs.</b>	<b>2100.00</b>
				<b>Net Amount.</b>	<b>2100.00</b>

(Rupees Two Thousand One Hundred Only)  
Prepared By : Mr. Anikesh paul







असर्फी हॉस्पिटल

सबके लिए स्वास्थ्य

OUT PATIENT DEPARTMENT

Department of Cardiology

Mediwheel

Regd. No. : AUG22-24394 Visit : OPD/200822/18343  
 Patient Name : MR. DILIP KUMAR MISHRA Mobile : 8102265035  
 Age/Sex : 50 Y 7 M 5 D / Male Date : 20-Aug-2022 1 47 pm  
 Address : CHAS, BOKARO - Jharkhand, INDIA  
 Doctor : Dr. Uday Shankar MBBS, MD, D. Cardio., FCCS OPD Timing : MON-SAT (10AM - 2PM)

Allergies : Referred By :  
 Height : Ft In Temp : C SPO2 : 98 %  
 Weight : 85 Kg Pulse : 84 BPM B.P. : 120/80 mm/Hg

History and complaints :

*Asymptomatic*

Examination :

*H/O Head trauma*

*NO Records available*

Diagnosis :

*Non-DM / HDM.*

Investigations :

Medicines Prescribed:

*T. Tonact 10mg OD → x 2 months*  
*T. B-29 OD → x 20 days*

*Fasting lipid profile*  
*↓*  
*after 2 months.*

Follow up: Days

Date :

Time :

Advice (Diet/ Lifestyle / Rehab)

Signature of Doctor

\*Prescription to be valid for 7 Days only.



Free EYE Glass Checkup (FOR ANY FAMILY MEMBERS)

DR. UDAY SHANKAR  
 MBBS, MD, D. Cardio., FCCS  
 Asst. Director  
 Dhanbad



Baramuni, P.O. Bishunpur Polytechnic, Dhanbad-828130 CIN : U85110JH2005PLC011673  
 Ph. : 78083 68888 Email : info@asarfihospital.com / www.asarfihospital.com

© AHL/D/0085/2545/July/22

Name	MR. DILIP KUMAR MISHRA	Lab No:	1,845
Age	50 Yrs Sex Male	Collection Date	13-Aug-2022
Doctor	Self-Walkin	Collection Time	1:59:15PM
Reg. No.	AUG22-24394	Reporting Date	20-Aug-2022
Sub Dept.	Clinical Pathology	Reporting Time	3:06:55PM

Test	Result	Reference Range
<u>Routine Examination Of Urine</u>		
Appearance	CLEAR	
Colour	STRAW	
Quantity	30 ml (Approx)	
Specific Gravity	1.015	
Albumin.	NIL	
Bile Pigments	XX	
Bile Salts	XX	
Ketone Bodies	XX	
Reaction (pH)	ACIDIC	
Sugar	NIL	
Bacteria	NOT SEEN /hpf.	/hpf.
Casts	NOT SEEN /hpf.	/hpf.
Crystals	NOT SEEN /hpf.	/hpf.
Epithelial Cells	5-6	
Pus Cells	4-5 /hpf	/hpf
RBC	NIL /hpf	

Dhanbad's 1st NABH & NABL Certified Hospital & Lab

  
PATHOLOGIST

Checked by:

Typed by:

Condition of Laboratory Testing & Reporting

(1) It is presumed that the test(s) performed are on the specimen(s)/Sample(s) belonging to the patient named or identified and the verification of the particulars have been carried out by the patient or his/her representative at the point of generation of the said specimen(s)/Sample(s). (2) Laboratory investigations are only tool to facilitate in arriving at diagnosis and should be clinically correlated. (3) Tests results are not valid for medico-legal Purposes. (4) Test requested might not be performed due to following Reason: (a) Specimen received is insufficient or inappropriate. (haemolysed/diluted/spenic etc.) (b) Incorrect specimen type for requested test. (c) Specimen quality is unsatisfactory. (d) There is a discrepancy between the label on the specimen container and the Name on the test requisition form. (5) The Results of the Test May vary from lab and also from time to time for the same patient. (6) The results of a laboratory test are dependent on the quality of the sample as well as the assay technology. (7) In case of queries or re-specified test results please call at +91 9297862282, Email- labasarfi@gmail.com

**24 HOUR EMERGENCY**

© AHL/D/0066/2545/July/20

"KEEP THE REPORTS CAREFULLY AND BRING THEM ALONG DURING YOUR NEXT VISIT TO OUR HOSPITAL"



# ASARFI HOSPITAL LABORATORY

(A Unit of Asarfi Hospital Ltd.)

Baramudi, Bishnupur Polytechnic, Dhanbad 828 130  
Ph No: 7808368888, 9297862282, 9234681514



*[Handwritten Signature]*

Medi Lab India

Name : MR. DILIP KUMAR MISHRA  
Age : 50 Yrs Sex : Male  
Doctor : Self-Walkin  
Reg. No. : AUG22-24394  
Sub Dept. : Clinical Pathology

Lab No : 1,848  
Collection Date : 13-Aug-2022  
Collection Time : 11:59:28PM  
Reporting Date : 20-Aug-2022  
Reporting Time : 3:07:12PM

Test Result Reference Range

### Stool - Routine

Form & Consistency SEMISOLID  
Colour YELLOWISH  
Reaction (pH) ALKALINE  
Occult Blood NEGATIVE  
Protozoa NOT FOUND  
Ova PRESENT  
Epithelial Cells 2-3  
Pus Cells (Stool) 1-2  
Red Blood Cells (Stool) NIL  
Vegetable Cells NOT SEEN  
Yeast Cells NOT SEEN  
Cyst (stool) NOT SEEN

### Thyroid Harmones T3 T4 TSH (Enzyme Immunoassay)

T3, Total, Serum 0.95 ng/ml 0.74-1.79 ng/ml  
T4, Total, Serum 7.34 ng/dl 4.7-12.8 ng/dl  
TSH, SERUM (Enzyme Immunoas: 2.22  $\mu$ IU/ml 0.25-5.00  $\mu$ IU/ml

### PSA ( Prostatic Specific Antigen Test Total)

P.S.A. 0.86 ng/ml. 0.0 - 4.0  
Border line 4.0 - 10.0 ng/ml.

### HbA1C (Glycosylated Hb)

glycosylated Hb 5.1 % 4.6-6.2 %

#### Condition of Laboratory Testing & Reporting

(1) It is presumed that the test(s) performed are on the specimen(s) / Sample(s) belonging to the patient named or identified and the verification of the particulars have been carried out by the patient or his/her representative at the point of generation of the said specimen(s) / Sample(s). (2) Laboratory investigations are only to facilitate in arriving at diagnosis and should be clinically correlated. (3) Tests results are not valid for medico-legal Purposes. (4) Test requested might not be performed due to following Reason: (a) Specimen received is insufficient or inappropriate. (haemolysed/clotted/lipemic etc.) (b) incorrect specimen type for requested test. (c) Specimen quality is unsatisfactory. (d) There is a discrepancy between the label on the specimen container and the Name on the test requisition form. (5) The Results of the Test May vary from lab and also from time to time for the same patient. (6) The results of a laboratory test are dependent on the quality of the sample as well as the assay technology. (7) In case of queries or unexpected test results please call at +91 9297862282, Email- labasarfi@gmail.com

**24 HOUR EMERGENCY**

© AHL/D/0066/2545/July/22

**"KEEP THE REPORTS CAREFULLY AND BRING THEM ALONG DURING YOUR NEXT VISIT TO OUR HOSPITAL"**

## RADIOLOGY REPORT

### Patient Information

Patient Name	MR DILIP KUMAR MISHRA	Patient ID	202206
Age   Gender	50Y/MALE	Scan Date	AUG 13 2022
Referring Doctor	DR SELF	Report Date	AUG 13 2022

### X RAY CHEST

#### FINDINGS :

- Both para hilar shadow in few nodules are seen.
- Both costophrenic angles appear normal.
- The tracheal lucency is centrally placed.
- The mediastinal and diaphragmatic outlines appear normal.
- The heart shadow is normal.
- The bony thoracic cage and soft tissues are normal.

#### IMPRESSION:

Both para hilar shadow in few nodules are seen.

Dr. Kajal Agarwal

MD Radiology(MPMC-12472)

Consultant Radiologist

MR DILIP KUMAR MISHRA SON/IN DR SELF

24 HOUR EMERGENCY

CAH-LD0079022022APR122

"KEEP THE REPORTS CAREFULLY AND BRING THEM ALONG DURING YOUR NEXT VISIT TO OUR HOSPITAL"





# ASARFI HOSPITAL LABORATORY

(A Unit of Asarfi Hospital Ltd.)

Baramun, Bishnupur Polytechnic, Dhanbad 828 130  
Ph No: 7808368888 9297862282 9234681514



245

Med: uhaal

NAME	MR. DILIP KUMAR MISHRA	Lab No:	1,840
AGE	50 Yrs Sex Male	Collection Date	13-Aug-2022
Doctor	Self-Walkin	Collection Time	1:58:48PM
Req. No.	AUG22-24394	Reporting Date	14-Aug-2022
Lab Dept.	Clinical Pathology	Reporting Time	10:51:27AM

Test	Result	Reference Range
------	--------	-----------------

### Liver Function Test (LFT)

Bilirubin (Total)	0.4 mg/dl	0.2 - 1.0 mg/dl
Bilirubin (Direct)	0.2 mg/dl	0 - 0.2 mg/dl
Bilirubin (Indirect)	0.2 mg/dl	0.2 - 0.8 mg/dl
SGOT	24.9 IU/L	< 40 IU/L
SGPT	17.5 IU/L	< 49 IU/L
Alkaline Phosphatase	217.5 IU/L	70-306 IU/L
Total Proteins	8.5 g/dl	6.5 - 8.5 g/dl
Albumin	4.8 g/dl	3.5 - 5.5 g/dl
Globulin	3.7 g/dl	1.5 - 3.5 g/dl
Gamma-GT	37.1 U/L	0-55 U/L

### Blood Glucose - Fasting, Postprandial

Blood Glucose Fasting	113.9 mg/dl	60 - 110 mg/dl
Blood Glucose Postprandial	118.6 mg/dl	70-140 mg/dl

### Thyroid Hormones T3 T4 TSH (Enzyme Immunoassay)

T3, Total, Serum	0.95 ng/ml	0.74-1.79 ng/ml
T4, Total, Serum	7.34 ng/dl	4.7-12.8 ng/dl
TSH, SERUM (Enzyme Immunoas)	2.22 uIU/ml	0.25-5.00 uIU/ml

### PSA ( Prostatic Specific Antigen Test Total)

P.S.A.	0.86 ng/ml.	0.0 - 4.0 Border line 4.0 - 10.0 ng/ml.
--------	-------------	---

### HbA1c (Glycosylated Hb)

Glycosylated Hb	5.1 %	4.6-6.2 %
-----------------	-------	-----------

**Condition of Laboratory Testing & Reporting**  
 (1) It is presumed that the test(s) performed are on the specimen(s) / Sample(s) belonging to the patient named or identified and the verification of the particulars have been carried out by the patient or his/her representative at the point of generation of the said specimen(s) / Sample(s). (2) Laboratory investigations are only to facilitate in arriving at diagnosis and should be clinically correlated. (3) Tests results are not valid for medico-legal purposes. (4) Test requested might not be performed due to following Reason: (a) Specimen received is insufficient or inappropriate. (haemolysed/clotted/lipemic etc.) (b) Incorrect specimen type for requested test. (c) Specimen quality is unsatisfactory. (d) There is a discrepancy between the label on the specimen container and the Name on the test requisition form. (5) The Results of the Test May vary from lab and also from time to time for the same patient. (6) The results of a laboratory test are dependent on the quality of the sample as well as the assay technology. (7) In case of queries or unexpected test results please call at +91 9297862282. Email- labasarfi@gmail.com

**24 HOUR EMERGENCY**

© AHL/D/0066/2545/July/22

**"KEEP THE REPORTS CAREFULLY AND BRING THEM ALONG DURING YOUR NEXT VISIT TO OUR HOSPITAL"**



# ASARFI HOSPITAL LABORATORY

(A Unit of Asarfi Hospital Ltd.)

Baramun, Bishnupur Polytechnic, Dhanbad 826 130  
Ph. No. 7808366666 9207862282 9234681514



Med: wheel

MR. DILIP KUMAR MISHRA	Lab No:	1,832
50 Yrs Sex Male	Collection Date:	13-Aug-2022
Self-Walkin	Collection Time:	1:58:07PM
AUG22-24394	Reporting Date:	14-Aug-2022
Haematology	Reporting Time:	10:51:27AM

Test	Result	Reference Range
<u>ESR</u>		
E.S.R. (Westergren)	27 mm/hr	0 - 20 mm/hr
<u>CBC</u>		
Haemoglobin	17.0 g/dl	13 - 18 g/dl
Red Blood Cells Count	5.90 / cumm	4.0 - 6.0 / cumm
TOTAL COUNT OF PLATELET	1.77 lakhs/cumm	1 - 4 lakhs/cumm
Total WBC Count	7,900 /cumm	4000 - 11000 /cumm
Neutrophils	68 %	55 - 75 %
Lymphocytes	28 %	15 - 30 %
Eosinophils	01 %	1 - 6 %
Monocytes	03 %	2 - 10 %
Basophils	00 %	0 - 1 %
PCV	50.1 %	40 - 54 %
MCV	84.8 cu-microns	80 - 99 cu-microns
MCHC	34.0 %	32 - 38 %
<u>Blood Grouping</u>		
ABO Group	"O"	
Rh (Factor)	POSITIVE	
<u>Blood Urea Nitrogen</u>		
Blood Urea Nitrogen	6.5 mg/dl	5 - 20 mg/dl

#### Condition of Laboratory Testing & Reporting

(1) It is presumed that the test(s) performed are on the specimen(s)/Sample(s) belonging to the patient named or identified and the verification of the particulars have been carried out by the patient or his/her representative at the point of generation of the said specimen(s)/ Sample(s). (2) Laboratory investigations are only tool to facilitate in arriving at diagnosis and should be clinically correlated. (3) Tests results are not valid for medico legal Purposes. (4) Test requested might not be performed due to following Reason: (a) Specimen received is insufficient or inappropriate. (haemolysed/clotted/lipemic etc.) (b) Incorrect specimen type for requested test. (c) Specimen quality is unsatisfactory. (d) There is a discrepancy between the label on the specimen container and the Name on the test requisition form. (5) The Results of the Test May vary from lab and also from time to time for the same patient. (6) The results of a laboratory test are dependent on the quality of the sample as well as the assay technology. (7) In case of queries or unexpected test results please call at +91 9297862282. Email- labasarfi@gmail.com

**24 HOUR EMERGENCY**

© AHL/D/0066/2545/July/22


**"KEEP THE REPORTS CAREFULLY AND BRING THEM ALONG DURING YOUR NEXT VISIT TO OUR HOSPITAL"**



# ASARFI HOSPITAL LABORATORY

(A Unit of Asarfi Hospital Ltd.)

Baramuri, Bishnupur Polytechnic, Dhanbad 828 130  
Ph. No.: 7808368888, 9297862282, 9234681514



Mediwheel

Name :	MR. DILIP KUMAR MISHRA	Lab No :	1,840
Age :	50 Yrs Sex : Male	Collection Date :	13-Aug-2022
Doctor :	Self-Walkin	Collection Time :	1:58:48PM
Reg. No. :	AUG22-24394	Reporting Date :	14-Aug-2022
Sub Dept. :	Biochemistry	Reporting Time :	10:51:27AM

Test	Result	Reference Range
------	--------	-----------------

Test	Result	Reference Range
<u>Lipid Profile</u>		
Serum Cholesterol	212.0 mg/dl	150 - 250 mg/dl
Serum Triglyceride	<u>272.0</u> mg/dl	50-190 mg/dl
HDL Cholesterol	67.0 mg/dl	35 - 55 mg/dl
LDL Cholesterol	91.0 mg/dl	Upto 160 mg/dl
VLDL Cholesterol	54.0 mg/dl	Upto 60 mg/dl

Dhanbad's 1st NABH & NABL Certified Hospital & Lab

*[Signature]*  
PATHOLOGIST

Typed by: \_\_\_\_\_

Checked by: \_\_\_\_\_

**Condition of Laboratory Testing & Reporting**

(1) It is presumed that the test(s) performed are on the specimen(s) / Sample(s) belonging to the patient named or identified and the verification of the particulars have been carried out by the patient or his/her representative at the point of generation of the said specimen(s) / Sample(s) / Laboratory investigations are only to facilitate in arriving at diagnosis and should be clinically correlated. (2) Tests results are not valid for medico legal Purposes. (3) Test requested might not be performed due to following Reason: (a) Specimen received is insufficient or inappropriate. (haemolysed/clotted/hipemic etc.) (b) incorrect specimen type for requested test. (c) Specimen quality is unsatisfactory. (d) There is a discrepancy between the label on the specimen container and the Name on the test requisition form. (5) The Results of the Test May vary from lab and also from time to time for the same patient. (6) The results of a laboratory test are dependent on the quality of the sample as well as the assay technology. (7) In case of queries or unexpected test results please call at +91 9297862282. Email: labasarfi@gmail.com

**24 HOUR EMERGENCY**

© AHL/D/0066/2545/July/22

**"KEEP THE REPORTS CAREFULLY AND BRING THEM ALONG DURING YOUR NEXT VISIT TO OUR HOSPITAL"**





# ASARFI HOSPITAL LABORATORY

(A Unit of Asarfi Hospital Ltd)

Baramuri, Bishnupur Polytechnic, Dhanbad 828 130  
Ph No. 7808368888, 9297862282, 9234681514



MR. DILIP KUMAR MISHRA

50 Yrs Sex: Male

Self-Walkin

AUG22-24394

Lab No:

1,840

Collection Date

13/8/2022

Collection Time

1:58 pm

Reporting Date

14/8/2022

Reporting Time

10:53 am

### KFT Panel

#### Blood Urea

Blood Urea

14.7 mg/dl

10-40 mg/dl

#### Serum Uric Acid

Uric Acid

5.6 mg/dl

3.0 - 7.0 mg/dl

#### Serum Calcium

Calcium

10.6 mg/dl

8.7 - 11 mg/dl

#### Serum Potassium(K), Sodium (Na)

Sodium

143.6 mmol/L

133 - 155 mmol/L

Potassium

3.9 mmol/L

3.5 - 5.5 mmol/L

#### Serum Chloride (Cl)

Chlorides

109.6 mmol/L

96 - 108 mmol/L

#### Serum Creatinine

S.Creatinine

0.4 mg/dl

0.7-1.4 mg/dl

#### Serum Phosphorus

Phosphorus

3.9 mg/dl

2.5 - 5.5 mg/dl

Dr.N.N.SINGH MD(PATH)  
PATHOLOGIST

#### Condition of Laboratory Testing & Reporting

(1) It is presumed that the test(s) performed are on the specimen(s) / Sample(s) belonging to the patient named or identified and the verification of the particulars have been carried out by the patient or his/her representative at the point of generation of the said specimen(s) / Sample(s). (2) Laboratory investigations are only tool to facilitate in arriving at diagnosis and should be clinically correlated. (3) Tests results are not valid for medico legal Purposes. (4) Test requested might not be performed due to following Reason: (a) Specimen received is insufficient or inappropriate (haemolysed/clotted/lipemic etc.) (b) incorrect specimen type for requested test. (c) Specimen quality is unsatisfactory. (d) There is a discrepancy between the label on the specimen container and the Name on the test requisition form. (5) The Results of the Test May vary from lab and also from time to time for the same patient. (6) The results of a laboratory test are dependent on the quality of the sample as well as the assay technology. (7) In case of queries or unexpected test results please call at +91 9297862282, Email- labasarfi@gmail.com

**24 HOUR EMERGENCY**

© AHL/D/0066/2545/July/22

**"KEEP THE REPORTS CAREFULLY AND BRING THEM ALONG DURING YOUR NEXT VISIT TO OUR HOSPITAL"**

## RADIOLOGY REPORT

Reg. No.	24394	Ref. Dr.	SELF
Name	MR. DILIP KR MISHRA	Study	USG WHOLE ABDOMEN
Age & Sex	50Y/M	Rep Date	20.08.2022

### USG WHOLE ABDOMEN

- LIVER** : Liver is enlarged in size and measures 16.6cm. It appears normal in echotexture. No obvious focal lesion is seen. IHBR are not dilated.
- GALL BLADDER** : GB is well distended. No obvious calculus or mass lesion is seen. The wall thickness is normal.
- CBD** : CBD is normal in course & caliber.
- PV** : PV is normal in course & caliber.
- PANCREAS** : Pancreas is normal in size, shape & echotexture. Peripancreatic soft tissues appear normal. MPD is not dilated.
- SPLEEN** : Spleen is normal in shape, size & echotexture. It measures 11.7 cm in size.
- KIDNEYS** : The right kidney measures 10.8 x 4.1cm. The left kidney measures 11.5 x 5.5cm. Both kidneys are normal in shape, size & position. The pelvicalyceal system is normal. Corticomedullary differentiation is maintained. No focal lesion is seen.
- URINARY BLADDER** : Urinary bladder is well distended. No obvious calculus or mass lesion is seen. The wall thickness is normal.
- PROSTATE** : Prostate is normal in size, shape & echotexture. It measures 3.3 x 3.9 x 3.1cm in size (volume – 21.8gram).
- OTHERS** : No ascites or retroperitoneal lymphadenopathy is seen.
- IMPRESSION** : • **Hepatomegaly.**

Clinical correlation is suggested.



**Dr. VAISHALI PATEL**  
MBBS, DNB (Radio-diagnosis)  
Consultant Radiologist





**ECHOCARDIOGRAPHY REPORT**  
**Reports**

Name: **MR DILIP KUMAR MISHRA**

Age: **50**

Sex: **Male**

Date: **08/13/2022**

**2D & M-MODE MEASUREMENTS**

IVSd	1.0 cm
LVIDd	4.9 cm
LVPWd	1.0 cm
IVSs	1.5 cm
LVIDs	3.2 cm
Ao Diam	3.3 cm
LA Diam	3.3 cm

**2D & M-MODE CALCULATIONS**

EDV(Teich)	112 ml
ESV(Teich)	40 ml
EF(Teich)	64 %
%FS	35 %
SV(Teich)	72 ml
LVd Mass	195.78 g
RWT	0.40
LA/Ao	1.00

**MITRAL VALVE**

MV E Vel	0.80 m/s
MV DecT	192 ms
MV Dec Slope	4.2 m/s <sup>2</sup>
MV A Vel	0.80 m/s
MV E/A Ratio	1.00
E'	0.08 m/s
E/E'	9.96

**AORTIC VALVE**

**TRICUSPID VALVE**

**PULMONARY VALVE**

PV Vmax	1.20 m/s
PV maxPG	5.74 mmHg

**COMMENTS:**

- NORMAL SIZE CARDIAC CHAMBERS
- NO LVRWMA
- NORMAL LV SYSTOLIC FUNCTION (EF-65%)
- GRADE I DIASTOLIC DYSFUNCTION
- NO MR, AR, NO TR
- IAS, IVS INTACT
- NO CLOT, PE
- IVC NORMAL

**IMPRESSION:**

- NORMAL SIZE CARDIAC CHAMBERS
- NO LVRWMA
- NORMAL LV SYSTOLIC FUNCTION (EF-65%)
- GRADE I DIASTOLIC DYSFUNCTION

DR. S.H CHAVAN  
(CONSULTANT CARDIOLOGIST)

TECH. SIG



TABULAR SUMMARY REPORT

MR DILIP KUMAR, MISHRA

ID: 000024394  
 Visit: 50years  
 13-Aug-2022  
 16:59:00

Caucasian  
 Male

Referred by: DR S H CHAVAN  
 Test ind:

25.0 mm/s  
 10.0 mm/mV  
 100hz

BRUCE  
 Max HR: 170bpm 100% of max predicted 170bpm  
 Max BP: \*\*\*/\*\*\*  
 Reason for Termination: Leg discomfort  
 Comments:

Total Exercise time: 6:14  
 Maximum workload: 7.3METS

Phase Name	Stage Name	Time in Stage	Speed (mph)	Grade (%)	WorkLoad (METS)	HR (bpm)	BP (mmHg)	RPP (x100)
PRETEST	SUPINE	1:18	0.8	0.0	1.3	109		
EXERCISE	STAGE 1	3:00	1.7	10.0	4.6	137		
	STAGE 2	3:00	2.5	12.0	7.0	164		
	STAGE 3	0:14	3.4	14.0	7.3	167		
RECOVERY	Post	4:16	***	***	1.0	118		

*The negative for inducible ischemia*



Technician:

Unconfirmed

Male

50 Years

Rate 92  
 Sinus rhythm  
 Probable left atrial enlargement  
 Baseline wander in lead(s) V2

PR 175  
 QRSD 91  
 QT 329  
 QTc 407

--AXIS--  
 P 51  
 QRS 18  
 T 41

- BORDERLINE ECG -

12 lead; Standard Placement



Device: Speed: 25 mm/sec Limb: 10 mm/mV Chest: 10.0 mm/mV