

REVIVAL DIAGNOSTICS



HEALTH CHECK-UP SUMMARY

Name: Ajaybhai Gondaliya

Date: 24/12/2022

Email ID:

Sex: <u>Male</u>	Age: <u>31</u> Years	Contact No: <u>9824130341</u>	Remarks:
			Under-weight <u>-</u>
			Normal <u>✓</u>
			Over-weight <u>-</u>

i> BMI

Height (in Cm): <u>170</u>	Weight (in Kg): <u>73</u>	BMI: <u>25.3</u>
----------------------------	---------------------------	------------------

ii> Blood Pressure & Pulse

110/70 mm/hg
72 min.

If high or low, whether the person is on medication: YES / NO

iii> Blood Tests & Lung Function Remarks

PS
CVS }
CNS

If abnormal, whether the person is on medication: YES / NO

iv> Eye Test Remarks

Eye Test: R/G/G L/G/G - with specs.
Color Vision: 2

v> Heart Disease

Whether any specific heart ailment detected (ECG findings):
normal

vi> Any other problems needing attention / Overall Assessment:

no

Patel
Dr. Chirag Patel
M.B.B.S. G-49432
Signature of the Doctor

Revival Diagnostic
401, Aqua Corridor,
B/s. Star Bazar, Surat-395009
Mo. 91062-28601

Laboratory Test Result are Subject to technical limitation and should be clinically correlate for final diagnosis

4th Floor, Aqua Corridor, Hazira Road, Adajan Paal, Surat-395009.

0261 2747788

revivaldiagnostics.surat@gmail.com

www.revivaldiagnostics.com

This medical report is not intended for medico-legal purposes.

⊙ At? (Gondaliya)



NAME: Ajaybhai Gon SEX: M
BIRTHDATE: 07/06/1991 AGE: 31



DEPARTMENT OF OPHTHALMOLOGY

EYE TEST:



1. VISION:

RIGHT EYE - 6/6 } with specs.
LEFT EYE - 6/6

2. COLOR VISION:

RIGHT EYE - 
LEFT EYE - 

3. FUNDUS:

RIGHT EYE - 
LEFT EYE - 

REMARKS:



Revival Diagnostic
401, Aqua Corridor,
Ophthalmologist/Optometrist
Mo. 91062-28601

Laboratory Test Result are Subject to technical limitation and should be clinically correlate for final diagnosis



Dental Assessment Form

NAME
AGE

Ajaybhai Gondaliya
31

DATE
SEX

24/02/2022
27/06/1991
M

* CHIEF COMPLAINT

- A CLINICAL FEATURES :- (2)
- 1 CAVIES :- }
2 MISSING TOOTH :- } (2)
3 MALOCCLUSION :- }
4 FILLING :- }
- B DIAGNOSIS :- normal
- C PERSONAL HISTORY :- Hygienic
- D PROVISIONAL D/G :- (2)
- E MEDICAL HISTORY :- NO
- F FINAL D/G :- normal
- G TREATMENT PLAN :- NO

CLINT SIGN

(2) Ajay Gondaliya

Revival Diagnostic

401, Aqua Corridor, Hazira Road, Adajan Paal, Surat-395009.
DOCTOR SIGN
B/S. Star Bazar, Surat-395009
Mo. 91062-28601

Laboratory Test Result are Subject to technical limitation and should be clinically correlate for final diagnosis



Name	AJAYBHAI M GONDALIYA	Age/Gender	31Yrs/Male
Reg No.	4350/22	Receipt No	4051
Referred By	BOB - MEDI WHEEL(PKG10000240)	Mode of Payment	CREDIT
Collection Type	CENTER	Collection DateTime	24-Dec-2022 08:33 AM

BLOOD GROUP - 24122221 Released at 24-Dec-2022 10:57 AM

Parameter	Result	Biological Ref.Range	Method
-Blood Group	"AB"		
-Rh Factor	POSITIVE		

CBC - 24122219 Released at 24-Dec-2022 10:54 AM

Parameter	Result	Biological Ref.Range	Method
-Haemoglobin	15.2 gm/dL	(13.5 - 18 gm/dL)	Auto
-RBC Count	5.35 mill/cumm	(4.6 - 6.2 mill/cumm)	Auto
-Total WBC Count	6000 /cumm	(4000 - 10000 /cumm)	Auto
-Platelet Count	2.25 lakh/cumm	(1.5 - 4.5 lakh/cumm)	Auto

Blood Indices

-HCT	45.7 %	(40 - 55 %)	Auto
-MCV	85.5 fl	(80 - 92 fl)	Auto
-MCH	28.4 pg	(27 - 31 pg)	Auto
-MCHC	33.3 gm/dL	(32 - 36 gm/dL)	Auto
-RDW	13.0 %	(11 - 15 %)	Auto

Diff WBC Count

-Polymorphs	56 %	(40 - 80 %)	Microscopically
-Lymphocytes	39 %	(20 - 40 %)	Microscopically
-Eosinophils	03 %	(1 - 6 %)	Microscopically
-Monocytes	02 %	(2 - 7 %)	Microscopically
-Basophils	00 %	(0 - 1 %)	Microscopically
-PLATELET ON SMEAR	Adequate		Microscopically
-MALARIAL PARASITES	Malarial Parasites Not Detected		Microscopically

[Test performed on Fully Automated Hematology Analyzer ERBA H-360]

Revival Diagnostics
401-Aqua Corridor,
Beside Star Bazar, Adajan,
Surat-395009. Mo. 9825947712

Dr. Shivangi Gandhi
M.B.B.S, M.D (Pathology)

Laboratory Test Result are Subject to technical limitation and should be clinically correlate for final diagnosis

📍 4th Floor, Aqua Corridor, Hazira Road, Adajan Pal, Surat-395009.
☎ 0261 2747788, 9825947712 ✉ revivaldiagnostics.surat@gmail.com 🌐 www.revivaldiagnostics.com

This medical report is not intended for medico-legal purposes.



Name	AJAYBHAI M GONDALIYA	Age/Gender	31Yrs/Male
Reg No.	4350/22	Receipt No	4051
Referred By	BOB - MEDI WHEEL(PKG10000240)	Mode of Payment	CREDIT
Collection Type	CENTER	Collection DateTime	24-Dec-2022 08:33 AM

ESR - 24122219 Released at 24-Dec-2022 11:00 AM

Parameter	Result	Biological Ref.Range	Method
-E.S.R	05 mm/hr	(1 - 10 mm/hr)	



Revival Diagnostics

401-Aqua Corridor,
Beside Star Bazar, Adajan,
Surat-395009. Mo. 9825947712

Dr. Shivangi Gandhi
M.B.B.S, M.D (Pathology)

Laboratory Test Result are Subject to technical limitation and should be clinically correlate for final diagnosis

📍 4th Floor, Aqua Corridor, Hazira Road, Adajan Pal, Surat-395009.

☎ 0261 2747788, 9825947712 ✉ revivaldiagnostics.surat@gmail.com 🌐 www.revivaldiagnostics.com

This medical report is not intended for medico-legal purposes.



Name	AJAYBHAI M GONDALIYA	Age/Gender	31Yrs/Male
Reg No.	4350/22	Receipt No	4051
Referred By	BOB - MEDI WHEEL(PKG10000240)	Mode of Payment	CREDIT
Collection Type	CENTER	Collection DateTime	24-Dec-2022 08:33 AM

FBS & PPBS - 24122220 Released at 24-Dec-2022 01:11 PM

Parameter	Result	Biological Ref.Range	Method
-Fasting Blood Sugar (FBS)	134 mg/dL	H 70-100 mg/dl Impaired Tolerance:100-125 Diabetes Mellitus:>=126 (On more than one occasion) (American diabetes association guidelines 2022)	
-Fasting Urine Sugar	Present [+]		
-Fasting Urine Acetone	Absent		
-PPBS	138 mg/dL	(90 - 140 mg/dL)	
-PP2BS URINE SUGAR	Present(+)		
-PP2BS URINE ACETONE	Absent		

HBA1C - 24122219 Released at 24-Dec-2022 01:11 PM

Parameter	Result	Biological Ref.Range	Method
-HBA1C	6.6 %	H HbA1C Degree of Glucose Control <5.6 % Non Diabetics 5.7 - 6.4 % Prediabetics > =6.5 % Diabetics (REF:Wallace, 11th Edition) REMARKS: 6 - 7 % Excellent Control 7 - 8 % Good Control 8 - 10 % Unsatisfactory Control >10 % Poor Control	Boronate Affinity
-Method[]		High Performance Liquid Chromatography (HPLC)	

Revival Diagnostics
401-Aqua Corridor,
Beside Star Bazar, Adajan,
Surat-395009. M.D. Shivangi Gandhi
M.B.B.S, M.D (Pathology)

Laboratory Test Result are Subject to technical limitation and should be clinically correlate for final diagnosis

4th Floor, Aqua Corridor, Hazira Road, Adajan Pal, Surat-395009.

0261 2747788, 9825947712 revivaldiagnostics.surat@gmail.com www.revivaldiagnostics.com

This medical report is not intended for medico-legal purposes.



Name	AJAYBHAI M GONDALIYA	Age/Gender	31Yrs/Male
Reg No.	4350/22	Receipt No	4051
Referred By	BOB - MEDI WHEEL(PKG10000240)	Mode of Payment	CREDIT
Collection Type	CENTER	Collection DateTime	24-Dec-2022 08:33 AM

LIVER FUNCTION TEST (LFT) - 24122221 Released at 24-Dec-2022 11:55 AM

Parameter	Result	Biological Ref.Range	Method
-Serum Total Bilirubin	0.6 mg/dL	(0 - 1.3 mg/dL)	Diazo
-Serum Direct Bilirubin	0.2 mg/dL	(0 - 0.4 mg/dL)	Diazo
-Serum InDirect Bilirubin	0.4 mg/dL	(0.1 - 1.3 mg/dL)	Calculated
-Total Protein (TP)	6.9 gm/dL	(6.4 - 8.3 gm/dL)	Biuret
-Albumin (ALB)	3.9 gm/dL	(3.5 - 5.2 gm/dL)	BCG
-Globulin	3.0 gm/dL	(2.3 - 3.6 gm/dL)	Calculated
-A/G Ratio	1.30 gm/dL	(1 - 2.3 gm/dL)	Calculated
-SGPT(ALT)	52 U/L	H (5 - 45 U/L)	IFCC, Kinetic without Pyridoxal Phosphate
-SGOT (AST)	43 U/L	H (0 - 35 U/L)	IFCC, Without Pyridoxal Phosphate
-Alkaline Phosph.	75 U/L	(42 - 128 U/L)	ALP-AMP
-GGT	42 U/L	(5 - 50 U/L)	Glupa-C

[Test performed on Fully Automated Biochemistry Analyzer ERBA EM200]

REVIVAL
DIAGNOSTICS

Revival Diagnostics
401-Aqua Corridor,
Beside Star Bazar, Adajan,
Surat-395009. Mo. 9825947712

Dr. Shivangi Gandhi
M.B.B.S, M.D (Pathology)

Laboratory Test Result are Subject to technical limitation and should be clinically correlate for final diagnosis



Name	AJAYBHAI M GONDALIYA	Age/Gender	31Yrs/Male
Reg No.	4350/22	Receipt No	4051
Referred By	BOB - MEDI WHEEL(PKG10000240)	Mode of Payment	CREDIT
Collection Type	CENTER	Collection DateTime	24-Dec-2022 08:33 AM

Creatinine - 2412221 Released at 24-Dec-2022 11:55 AM

Parameter	Result	Biological Ref.Range	Method
-Creatinine	0.9 mg/dL	(0.6 - 1.4 mg/dL)	ENZYMATIC

BUN - 2412221 Released at 24-Dec-2022 11:55 AM

Parameter	Result	Biological Ref.Range	Method
-Blood Urea Nitrogen (BUN)	12 mg/dL	(6 - 20 mg/dL)	Calculated

Uric Acid - 2412218 Released at 24-Dec-2022 11:55 AM

Parameter	Result	Biological Ref.Range	Method
-Uric Acid	5.1 mg/dL	(3.5 - 7.2 mg/dL)	Uricase-POD



Name	AJAYBHAI M GONDALIYA	Age/Gender	31Yrs/Male
Reg No.	4350/22	Receipt No	4051
Referred By	BOB - MEDI WHEEL(PKG10000240)	Mode of Payment	CREDIT
Collection Type	CENTER	Collection DateTime	24-Dec-2022 08:33 AM

Lipid Profile - 24122221 Released at 24-Dec-2022 11:56 AM

Parameter	Result	Biological Ref.Range	Method
-Serum Cholesterol	199 mg/dL	Desirable < 200 mg/dl Borderline High : 200-239 mg/dl High : > 240 mg/dl	CHOD-PAP
-Serum Triglyceride	323 mg/dL	H Normal < 150 mg/dl Borderline High : 150 - 159 mg/dl High : 200 - 499 mg/dl Very High : 500 mg/dl	GPO-POD Method
-Serum HDLD(Direct)	39 mg/dL	Normal : > 55 mg/dl Borderline : 35-55 mg/dl Undesirable: < 35 mg/dl	PVS-PEGME Precipitation with CHOD-POD
-Serum VLDL	65 mg/dL	H (5 - 30 mg/dL)	Calculated
-Serum LDLD(Direct)	95 mg/dL	Optimal:< 100 mg/dl Above Optimal : 100- 129 mg/dl Borderline High : 130-159 mg/dl High : > 160-189mg/dl Very High : >190 mg/dl	Calculated
-Chol/HDL	5.10	Low risk: <3.8 Medium Risk: 3.8 to 5.9 High Risk: > 6	Calculated
-LDL/Chol	2.09	Low risk: <3.55 Medium Risk: 3.55 to 4.0 High Risk: > 6	Calculated

[Test performed on Fully Automated Biochemistry Analyzer ERBA EM200]

Revival Diagnostics
401-Aqua Corridor,
Beside Star Bazar, Adajan,
Surat-395009. Mo. 9825947712

Dr. Shivangi Gandhi
M.B.B.S, M.D (Pathology)

Laboratory Test Result are Subject to technical limitation and should be clinically correlate for final diagnosis

4th Floor, Aqua Corridor, Hazira Road, Adajan Pal, Surat-395009.

0261 2747788, 9825947712 revivaldiagnostics.surat@gmail.com www.revivaldiagnostics.com

This medical report is not intended for medico-legal purposes.



Name	AJAYBHAI M GONDALIYA	Age/Gender	31Yrs/Male
Reg No.	4350/22	Receipt No	4051
Referred By	BOB - MEDI WHEEL(PKG10000240)	Mode of Payment	CREDIT
Collection Type	CENTER	Collection DateTime	24-Dec-2022 08:33 AM

Urine Routine & Micro Examination - 24122223 Released at 24-Dec-2022 11:19 AM

Parameter	Result	Biological Ref.Range	Method
Physical Examination			
-Quantity	20		Manual
-Colour	Pale Yellow	Pale Yellow	Manual
-Appearance	Clear	Clear	Manual
-Reaction (pH)	Acidic		Dipstick
-Specific Gravity	1.015		Dipstick
Chemical Examination			
-Proteins.	Absent		Dipstick
-Sugar	+		Dipstick
-Acetone.	Absent		Dipstick
-Bile Salts	Absent	Absent	Dipstick
-Bile Pigments	Absent	Absent	Dipstick
-Occult Blood Test (OBT).	Negative		Dipstick
Microscopic Examination			
-Pus Cells	1-2		Microscopically
-Red Blood Cells	Absent		Microscopically
-Epithelial Cells	1-2		Microscopically
-Bacteria.	Absent		Microscopically
-Crystals	Absent	Absent	Microscopically
-Others	NIL	Absent	Microscopic Examination

Revival Diagnostics

401-Aqua Corridor,
Beside Star Bazar, Adajan,
Surat-395009. Mo. 9825947712

Dr. Shivangi Gandhi
M.B.B.S, M.D (Pathology)

Laboratory Test Result are Subject to technical limitation and should be clinically correlate for final diagnosis

📍 4th Floor, Aqua Corridor, Hazira Road, Adajan Pal, Surat-395009.

☎ 0261 2747788, 9825947712 ✉ revivaldiagnostics.surat@gmail.com 🌐 www.revivaldiagnostics.com

This medical report is not intended for medico-legal purposes.



Name	AJAYBHAI M GONDALIYA	Age/Gender	31Yrs/Male
Reg No.	4350/22	Receipt No	4051
Referred By	BOB - MEDI WHEEL(PKG10000240)	Mode of Payment	CREDIT
Collection Type	CENTER	Collection DateTime	24-Dec-2022 08:33 AM

Total T3 T4 TSH - 24122221 Released at 24-Dec-2022 12:07 PM

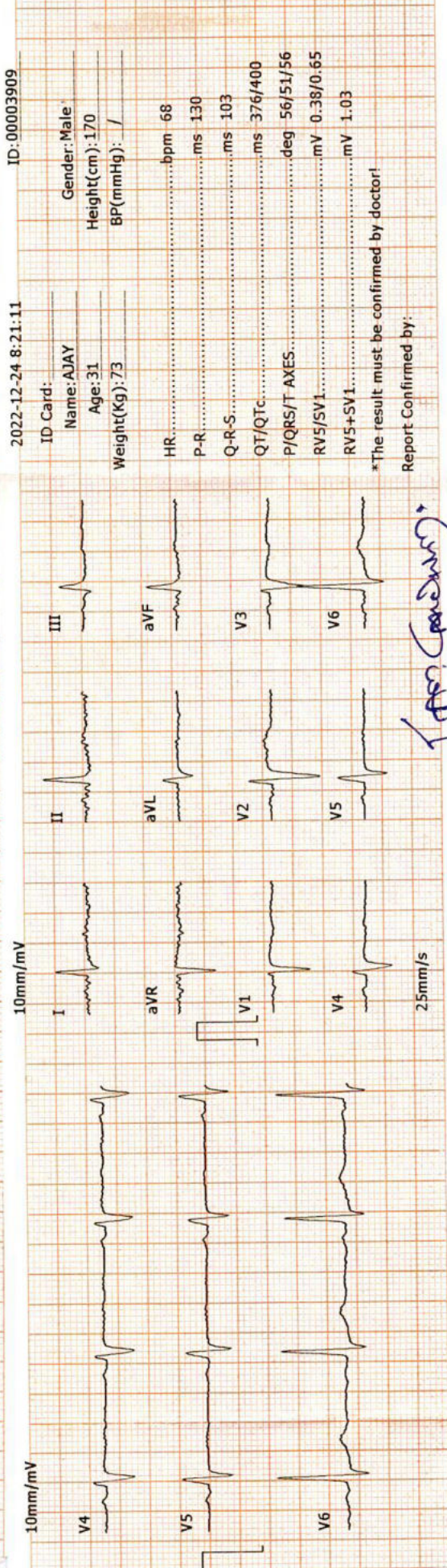
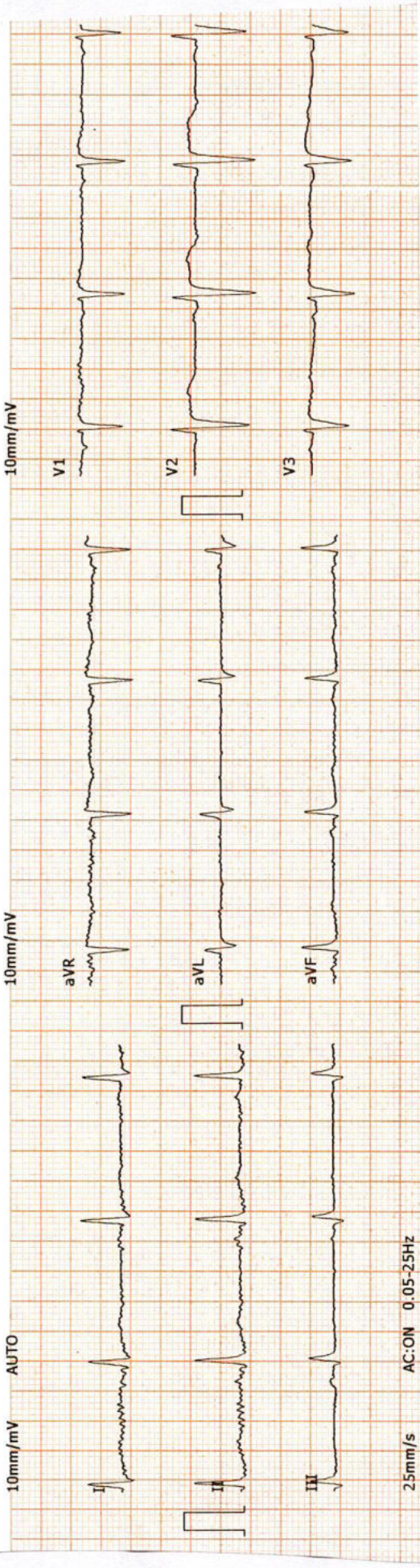
Parameter	Result	Biological Ref.Range	Method
-Total T3	0.95 ng/ml	(0.87 - 1.78 ng/ml)	Fluorescence Enzyme Immunoassay
-Total T4	6.11 ug/dl	(4.6 - 11 ug/dl)	Fluorescence Enzyme Immunoassay
-TSH	1.44 uIU/ml	0.50 - 5.50 uIU/ml 5.5 to 15 ul U/ml - Suggested Clinical co-relation or Repeat test with new sample as physiological factors can give falsely high TSH Above 15uIU/ml Hypothyroid PREGNANT WOMEN normal ranges for TSH: 1st Trimester : 0.0878 - 2.8293 uIU/ml 2nd Trimester : 0.1998 - 2.7915 uIU/ml 3rd Trimester : 0.307 - 2.9028 uIU/ml Ref: TIETZ Fundamentals of Clinical Chemistry	Fluorescence Enzyme Immunoassay

[Test performed on Fully Automated Immunology Analyzer Maglumi-600]

Revival Diagnostics
401-Aqua Corridor,
Beside Star Bazar, Adajan,
Surat-395009. Mo: 9825947712

Dr. Shivangi Gandhi
M.B.B.S, M.D (Pathology)

Laboratory Test Result are Subject to technical limitation and should be clinically correlate for final diagnosis



2022-12-24 8:21:11 ID: 00003909

ID Card: _____ Gender: Male
 Name: AJAY Height(cm): 170
 Age: 31 BP(mmHg): /
 Weight(Kg): 73

HR: bpm 68
 P-R: ms 130
 Q-R-S: ms 103
 QT/QTc: ms 376/400
 P/QRS/T AXES: deg 56/51/56
 RV5/SV1: mV 0.38/0.65
 RV5+SV1: mV 1.03

*The result must be confirmed by doctor!
 Report Confirmed by: _____

T. App. (Cardiologist)

Revival Diagnostic
 401, Aqua Corridor,
 B/s. Star Bazar, Surat-395009
 Mo. 91062 26601

DR. ADITYA S. BORA
 MBBS, DNB, PGDCC
 PHYSICIAN & CLINICAL CARDIOLOGIST
 G-54906



REVIVAL DIAGNOSTICS

Name	AJAYBHAI M GONDALIYA	Age/Gender	31Yrs/Male
Reg No.	4350/22	Receipt No	4051
Referred By	BOB - MEDI WHEEL(PKG10000240)	Mode of Payment	CREDIT
Collection Type	CENTER	Collection DateTime	24-Dec-2022 08:33 AM

ECG

- REPORT :

1. The rhythm is sinus.
2. Heart rate is 68 beats per minute.
3. Normal P,QRS,T wave axis.
4. Normal PR,QRS,Q.T. Duration.
5. No pathological q wave or ST-T changes seen.
6. No evidence of chamber hypertrophy or enlargement seen.

IMPRESSION : ECG WITHIN NORMAL LIMITS

Revival Diagnostic
401, Aqua Corridor,
B/s. Star Bazar, Surat-395009
Mo. 91062-28601

DR. ANIYA S. BORA
MBBS, DCC
PHYSICIAN & CLINICAL CARDIOLOGIST
G-54906

REVIVAL
DIAGNOSTICS



0261 2747788, 9825947712



4TH Floor, Aqua Corridor, Hazira Road, Adajan Pal, Surat-395009.



revivaldiagnostics.surat@gmail.com



www.revivaldiagnostics.com

This Medical Report Is Not Intended For Medico-legal Purposes.
Laboratory Test Results Are Subject To Technical Limitation And Should
Be Clinically Correlate For Final Diagnosis



Summary

REVIVAL DIAGNOSTICS
4TH FLOOR, AQUA CORRIDOE, NEAR STAR BAZAR, ADAJAN- 395009, SURAT
 4955/AJAYBHAI M GONDALIYA
 31 Yrs/Male 73 Kg/170 Cms
 Date: 24-Dec-2022 09:56:58 AM
 Ref. By : MEDI WHEEL

Objective : FOR TESTING PURPOSE ONLY.

Protocol : BRUCE

Stage	StageTime (Min:Sec)	PhaseTime (Min:Sec)	Speed (kmph)	Grade (%)	METs	H.R. (bpm)	B.P. (mmHg)	R.P.P. x100	PVC	Comments
Supine					1.0	67	110/70	73	-	
Standing					1.0	62	110/70	68	-	
HV					1.0	37	110/70	40	-	
ExStart					1.0	71	110/70	78	-	
Stage 1	3:00	3:01	2.7	10.0	4.6	116	110/70	127	-	
Stage 2	3:00	6:01	4.0	12.0	7.0	129	120/80	154	-	
PeakEx	2:09	8:10	5.5	14.0	9.3	164	140/80	229	-	
Recovery	1:00		0.0	0.0	1.1	122	170/90	207	-	
Recovery	2:00		0.0	0.0	1.0	102	170/90	173	-	
Recovery	3:00		0.0	0.0	1.0	95	160/90	152	-	
Recovery	3:06		0.0	0.0	1.0	91	152/90	138	-	

Dr. Aditya S. Bora

Medication : NIL
 History : NIL
 Test End Reason : Test Complete
 Findings :

The patient exercised according to BRUCE for 8:10, achieving a work level of Max METs:9.3. Resting heart rate initially 67 bpm, rose to a max. heart rate of 164 bpm which represents 87% of maximum age predicted heart rate. Resting blood pressure 110/70 mmhg, rose to a maximum blood pressure of 140/80 mmhg. The exercise stress test was stopped due to Test Complete

Parameters :

- Exercise Time : 8:10 minutes
- Max HR attained : 164 bpm 87% of Max Predictable HR 189
- Max BP : 140/80(mmHg)
- WorkLoad attained : 9.3 (Good Effort Tolerance)
- NOsignificant ST segment changes noted during exercise or recovery.
- NOAngina/Arrhythmia/S3/murmur
- Final Impression : Test is negative for inducible ischaemia.

Advice/Comments:

Revival Diagnostic
 401, Aqua Corridor,
 B/s. Star Bazar, Surat-395009
 Mo. 91062-28601

DR. ADITYA S. BORA
 MBBS, DNB, PGDCG
 PHYSICIAN & CLINICAL CARDIOLOGIST
 G-54906



12 Lead + Comparison

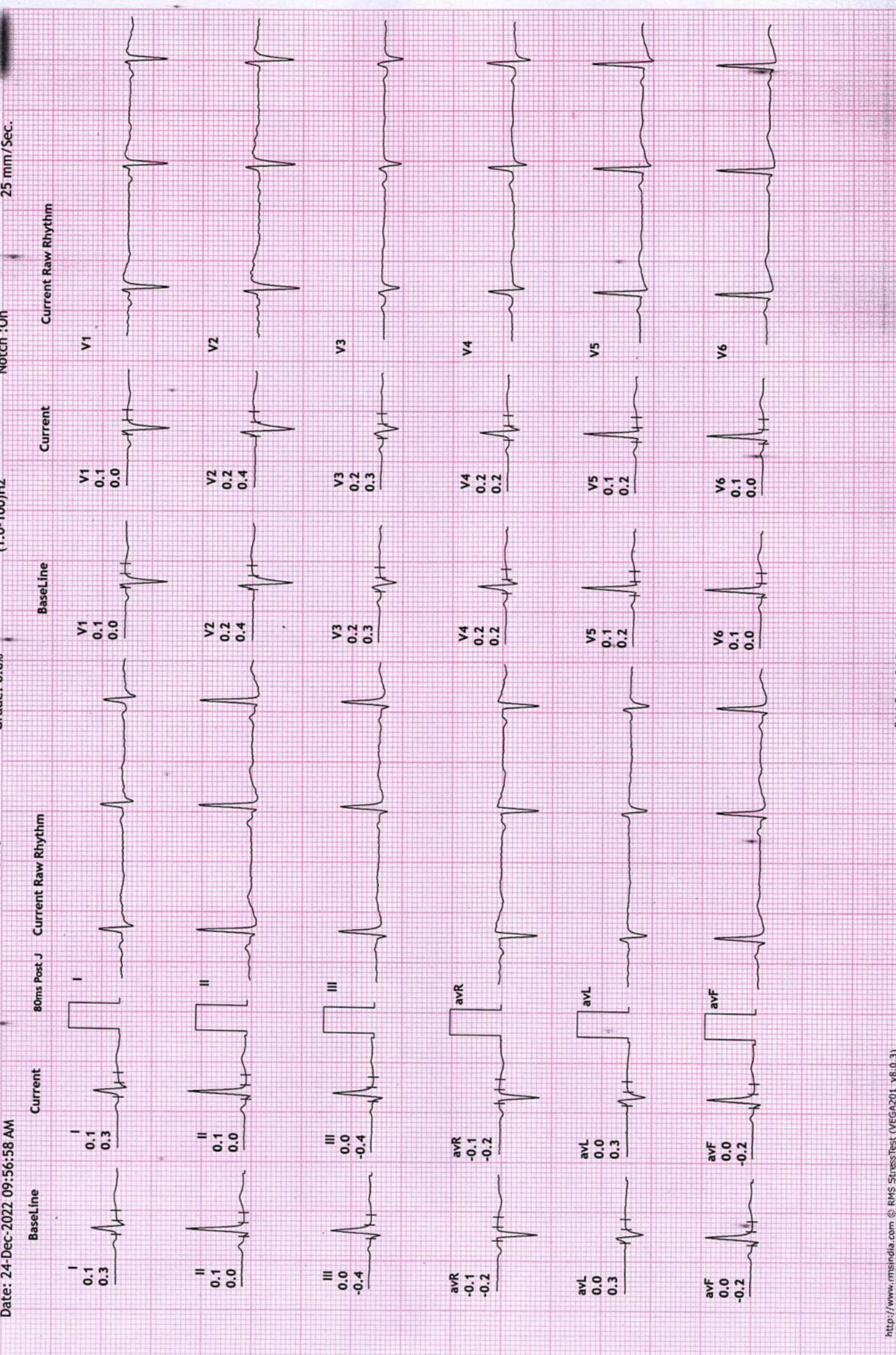
REVIVAL DIAGNOSTICS
 4TH FLOOR, AQUA CORRIDOE, NEAR STAR BAZAR, ADAJAN- 395009, SURAT
 4955/AJAYBHAI M GONDALIYA
 31 Yrs/Male
 73 kg/170 Cms
 Date: 24-Dec-2022 09:56:58 AM

HR: 66 bpm
 METS: 1.0
 BP: 110/70

Ex Time 00:31
 BLC :On
 Notch :On

Raw ECG
 BRUCE
 (1.0-100)Hz

SUPINE
 10.0 mm/mV
 25 mm/Sec.



REVIVAL DIAGNOSTICS

4TH FLOOR, AQUA CORRIDOE, NEAR STAR BAZAR, ADAJAN- 395009, SURAT

4955/AJAYBHAI M GONDALIYA

31 Yrs/Male

73 Kg/170 Cms

Date: 24-Dec-2022 09:56:58 AM

HR: 62 bpm

METS: 1.0

BP: 110/70

MPHR: 32% of 189

Speed: 0.0 kmph

Grade: 0.0%

12 Lead + Comparison

Raw ECG

BRUCE

(1.0-100)Hz

Ex Time 00:46

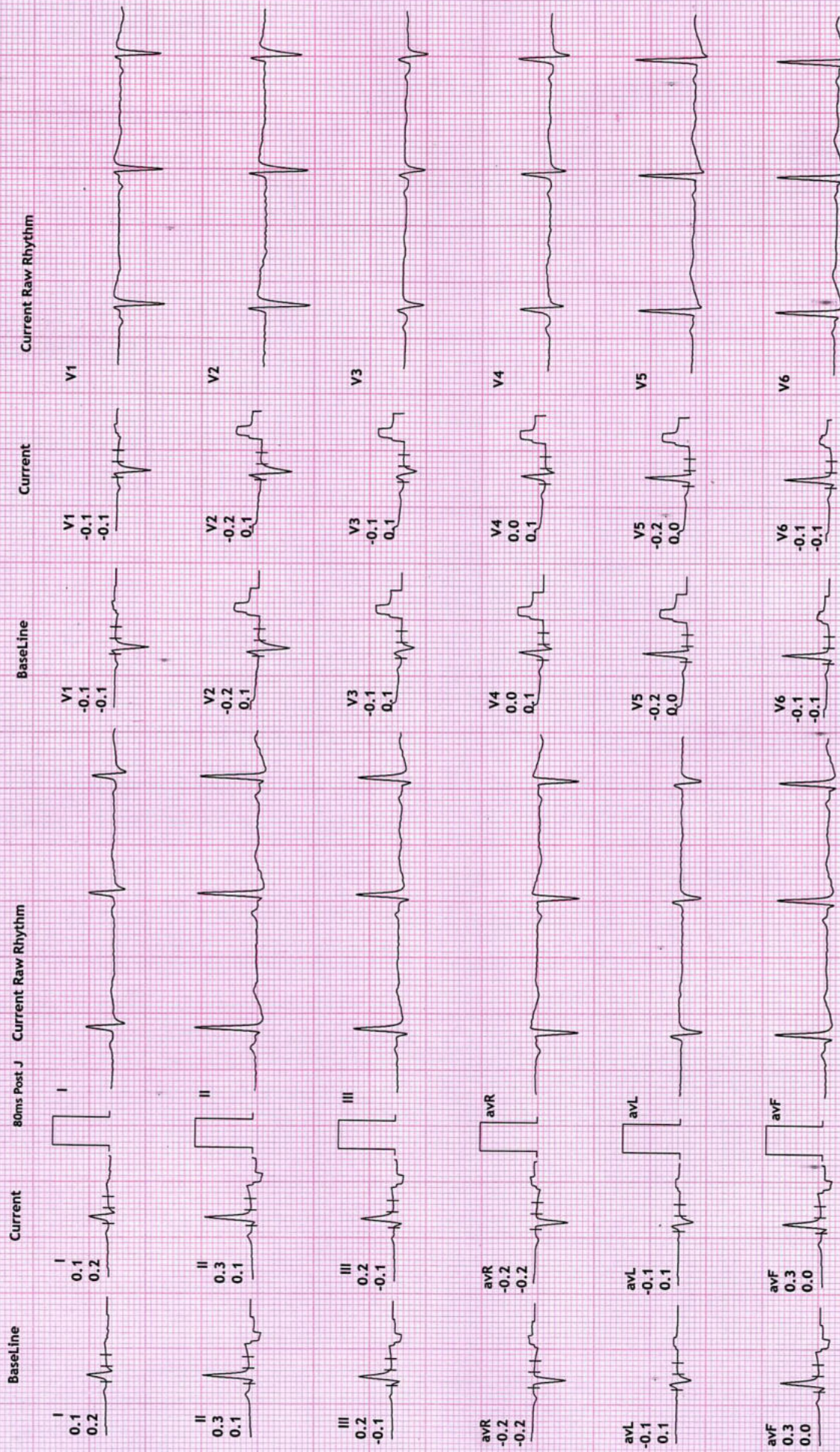
BLC :On

Notch :On

STANDING

10.0 mm/mV

25 mm/Sec.



REVIVAL DIAGNOSTICS

4TH FLOOR, AQUA CORRIDOE, NEAR STAR BAZAR, ADAJAN- 395009, SURAT

4955/AJAYBHAI M GONDALIYA
31 Yrs/Male
73 Kg/170 Cms

Date: 24-Dec-2022 09:56:58 AM

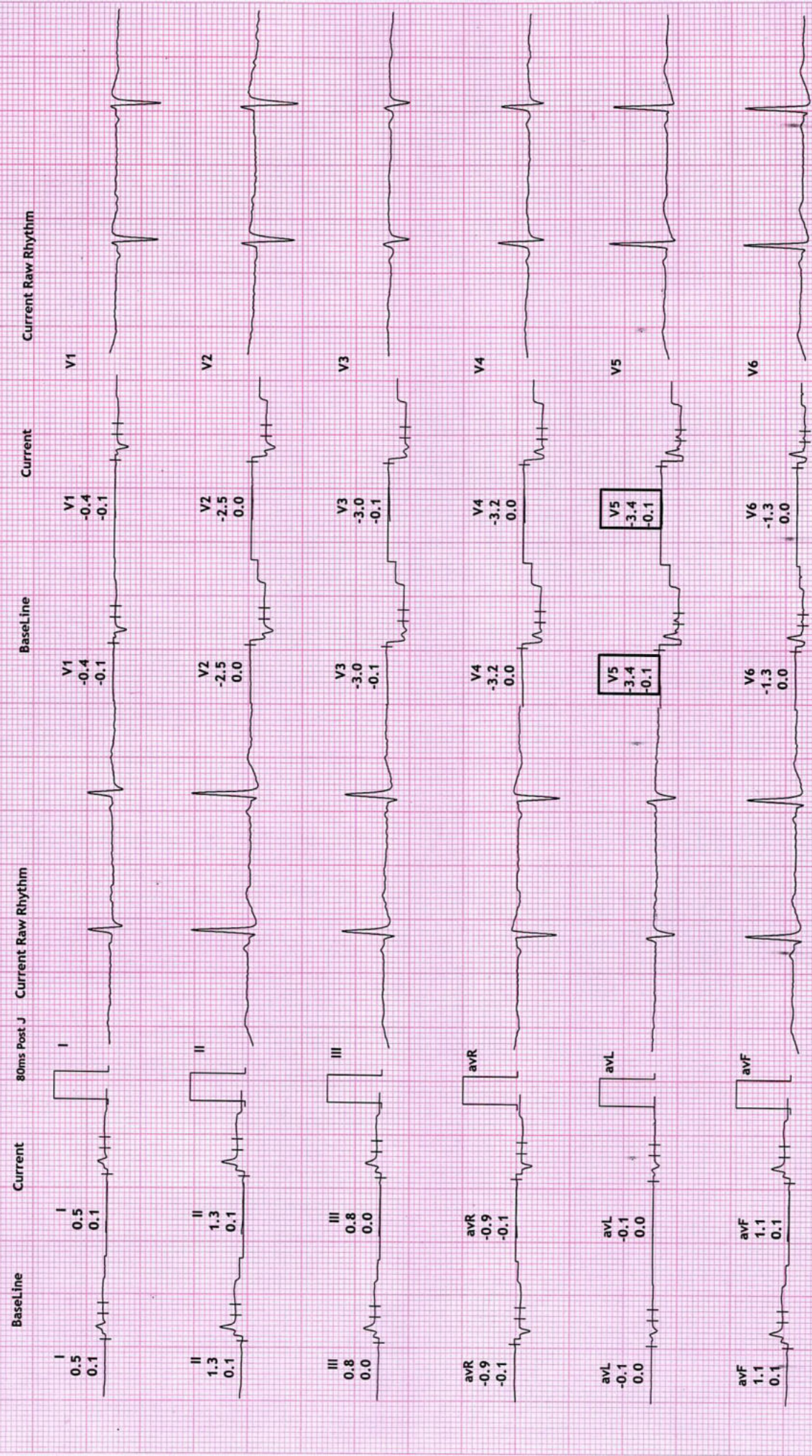
12 Lead + Comparison

MPHR: 25% of 189
Speed: 0.0 kmph
Grade: 0.0%

HR: 49 bpm
METS: 1.0
BP: 110/70

Raw ECG
BRUCE
(1.0-100)Hz

Ex Time 00:57
BLC : On
Notch : On
HV
10.0 mm/mV
25 mm/Sec.



12 Lead + Comparison



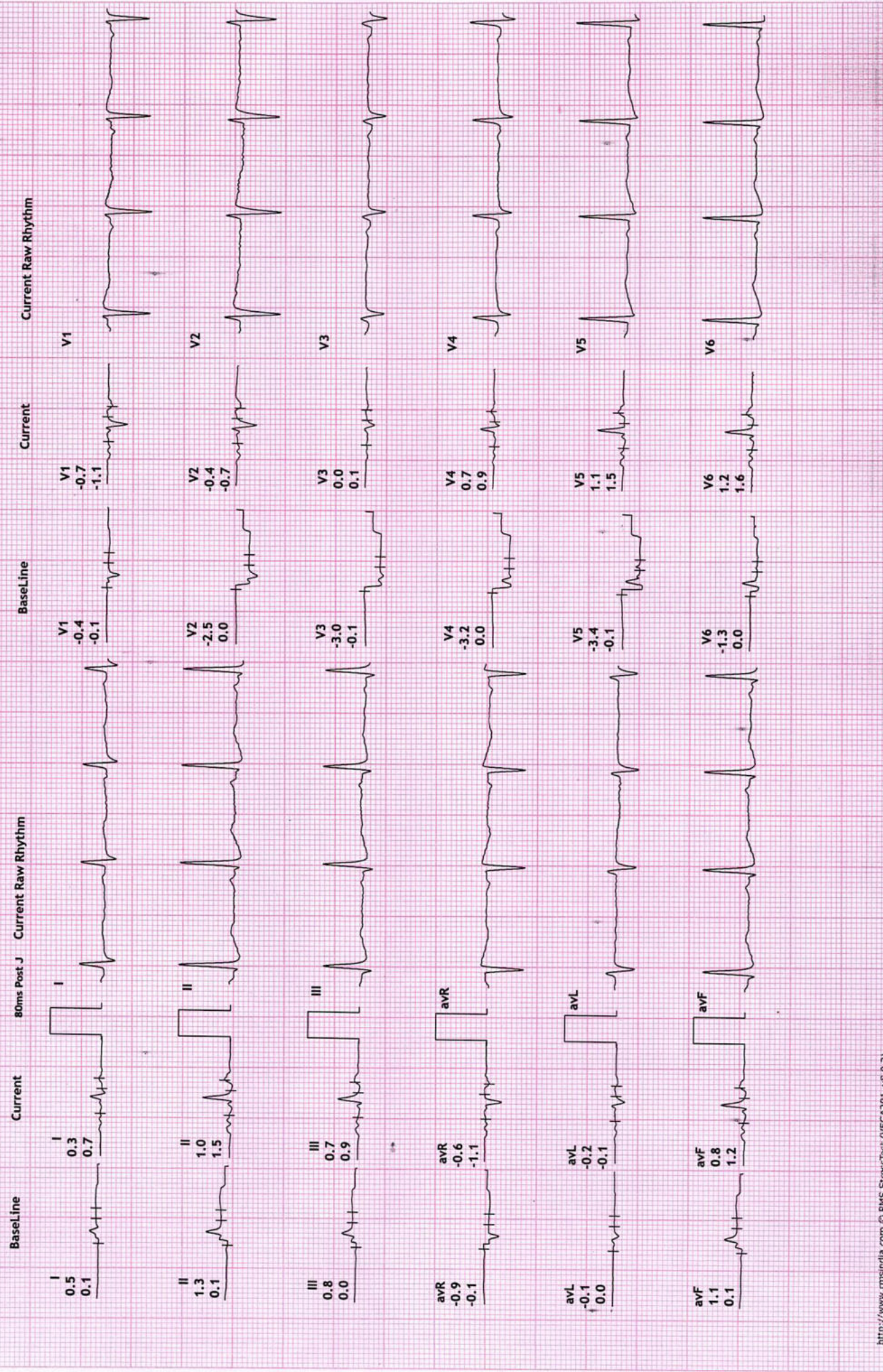
REVIVAL DIAGNOSTICS
 4TH FLOOR, AQUA CORRIDOE, NEAR STAR BAZAR, ADAJAN- 395009, SURAT
 4955/AJAYBHAI M GONDALIYA
 31 Yrs/Male
 73 Kg/170 Cms
 Date: 24-Dec-2022 09:56:58 AM

MPHR: 39% of 189
 Speed: 0.0 kmph
 Grade: 0.0%

Ex Time 00:00
 BLC : On
 Notch : On

Raw ECG
 BRUCE
 (1.0-100)Hz

ExStrt
 10.0 mm/mV
 25 mm/Sec.





12 Lead + Comparison

REVIVAL DIAGNOSTICS
4TH FLOOR, AQUA CORRIDOE, NEAR STAR BAZAR, ADAJAN- 395009, SURAT
4955/AJAYBHAI M GONDALIYA
31 Yrs/Male
73 kg/170 Cms

MPHR: 61% of 189
Speed: 2.7 kmph
Grade: 10.0%

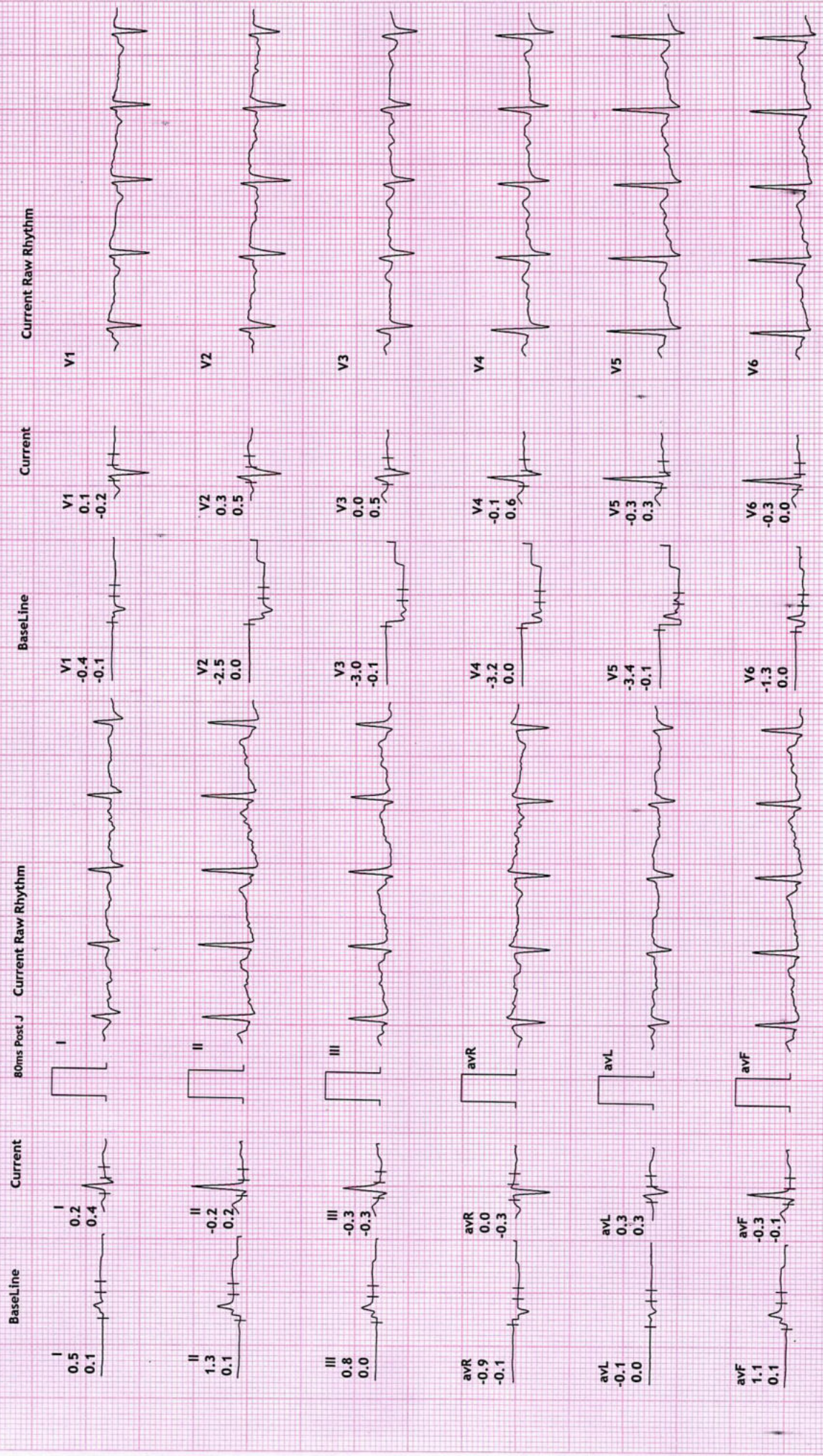
Ex Time 03:00
BLC :On
Notch :On

Stage 1 (03:00
10.0 mm/mV
25 mm/Sec.

Date: 24-Dec-2022 09:56:58 AM

Raw ECG
BRUCE
(1.0-100)Hz

HR: 116 bpm
METS: 4.6
BP: 110/70





Stage 2 (03:00
10.0 mm/mV
25 mm/Sec.

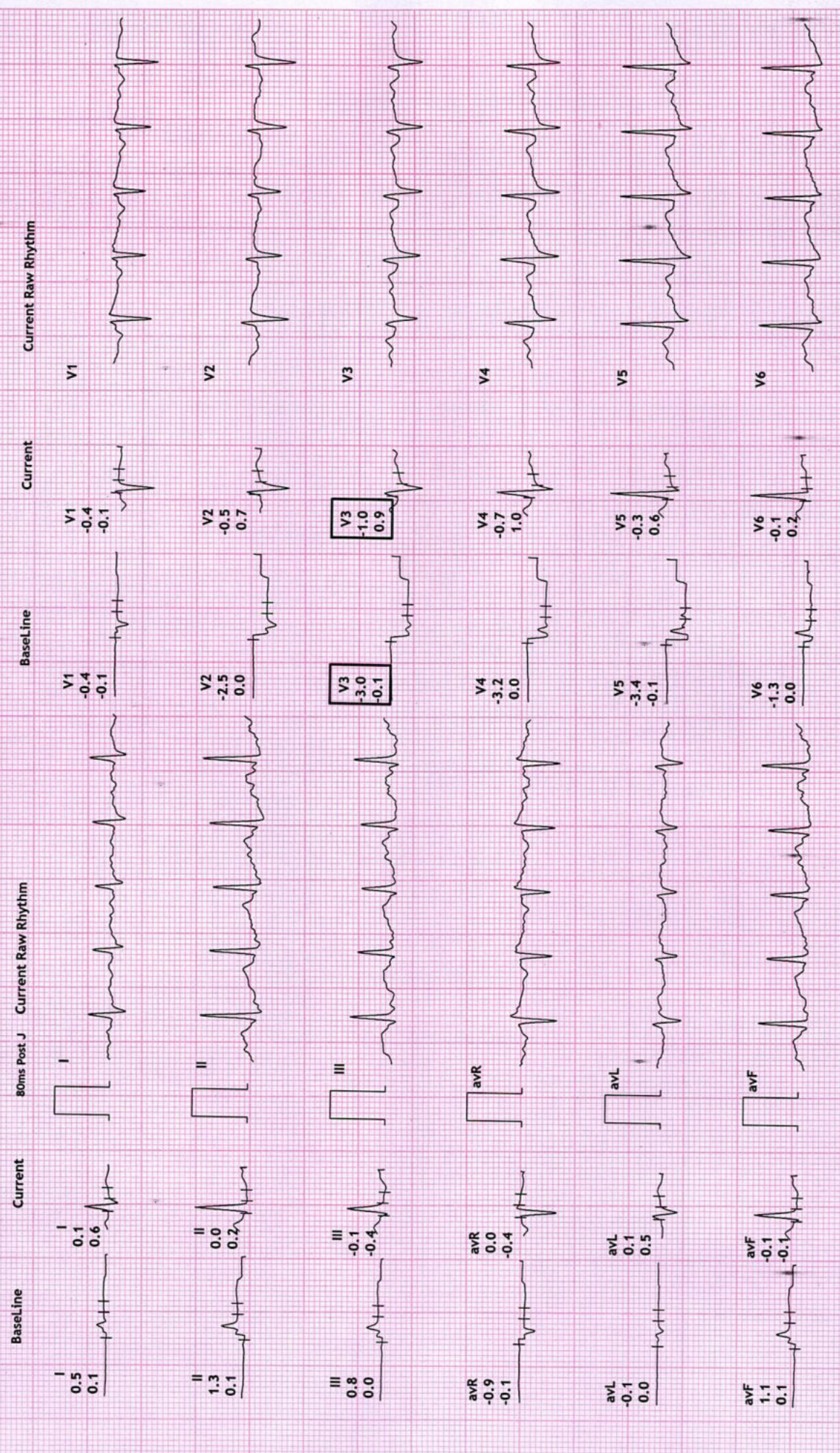
12 Lead + Comparison
Raw ECG
BRUCE
(1.0-100)Hz

MPHR: 68% of 189
Speed: 4.0 kmph
Grade: 12.0%

HR: 129 bpm
METS: 7.0
BP: 120/80

REVIVAL DIAGNOSTICS
4TH FLOOR, AQUA CORRIDOE, NEAR STAR BAZAR, ADAJAN- 395009, SURAT
4955/AJAYBHAI M GONDALIYA
31 Yrs/Male
73 Kg/170 Cms
Date: 24-Dec-2022 09:56:58 AM

Ex Time 06:00
BLC : On
Notch : On



12 Lead + Comparison



REVIVAL DIAGNOSTICS
 4TH FLOOR, AQUA CORRIDOE, NEAR STAR BAZAR, ADAJAN- 395009, SURAT
 4955/AJAYBHAI M GONDALIYA
 31 Yrs/Male
 73 Kg/170 Cms
 Date: 24-Dec-2022 09:56:58 AM

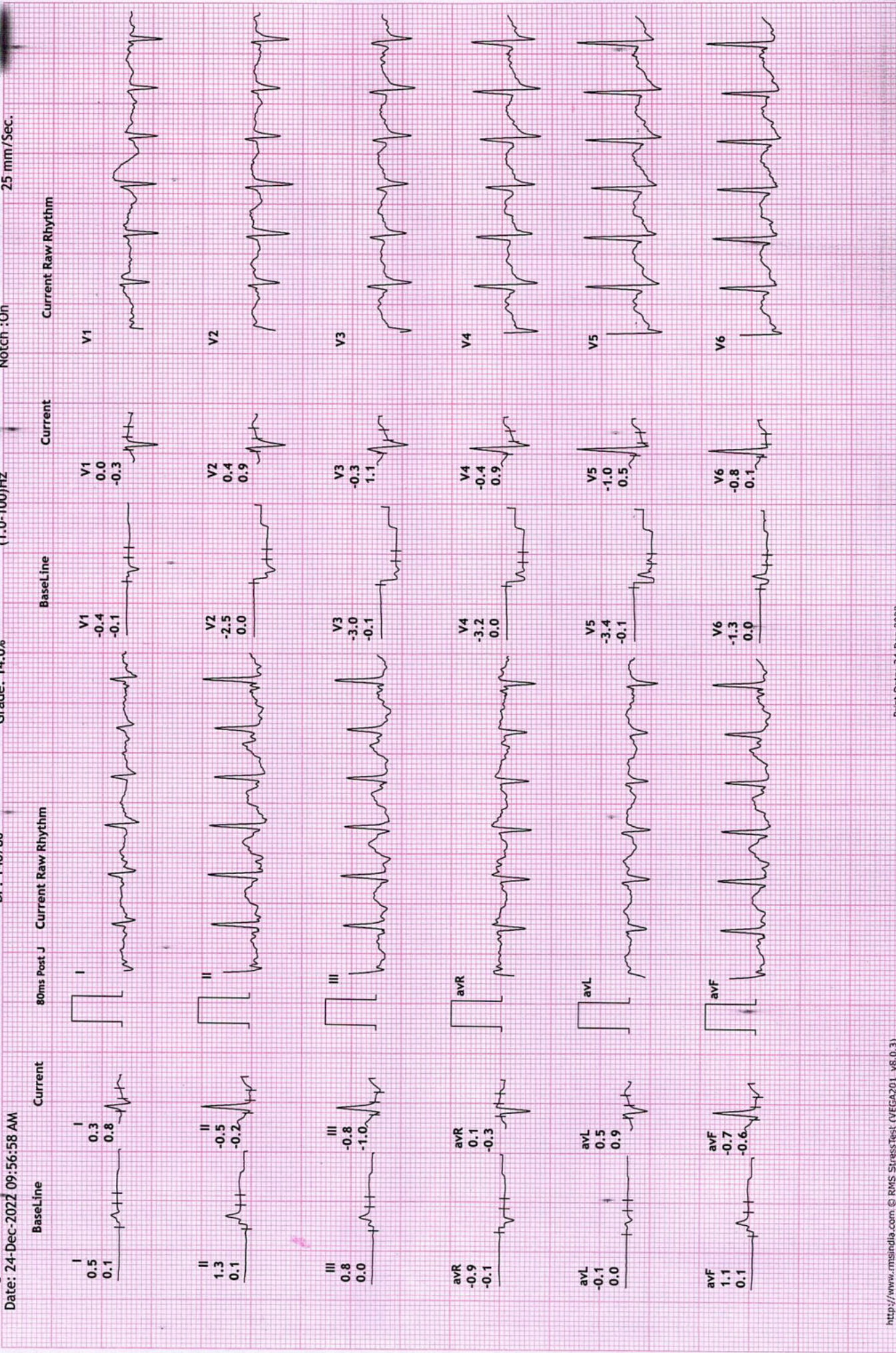
HR: 164 bpm
 METS: 9.3
 BP: 140/80

MPHR: 86% of 189
 Speed: 5.5 kmph
 Grade: 14.0%

Raw ECG
 BRUCE
 (1.0-100)Hz

Ex Time 08:09
 BLC :On
 Notch :On

PeakEx
 10.0 mm/mV
 25 mm/Sec.



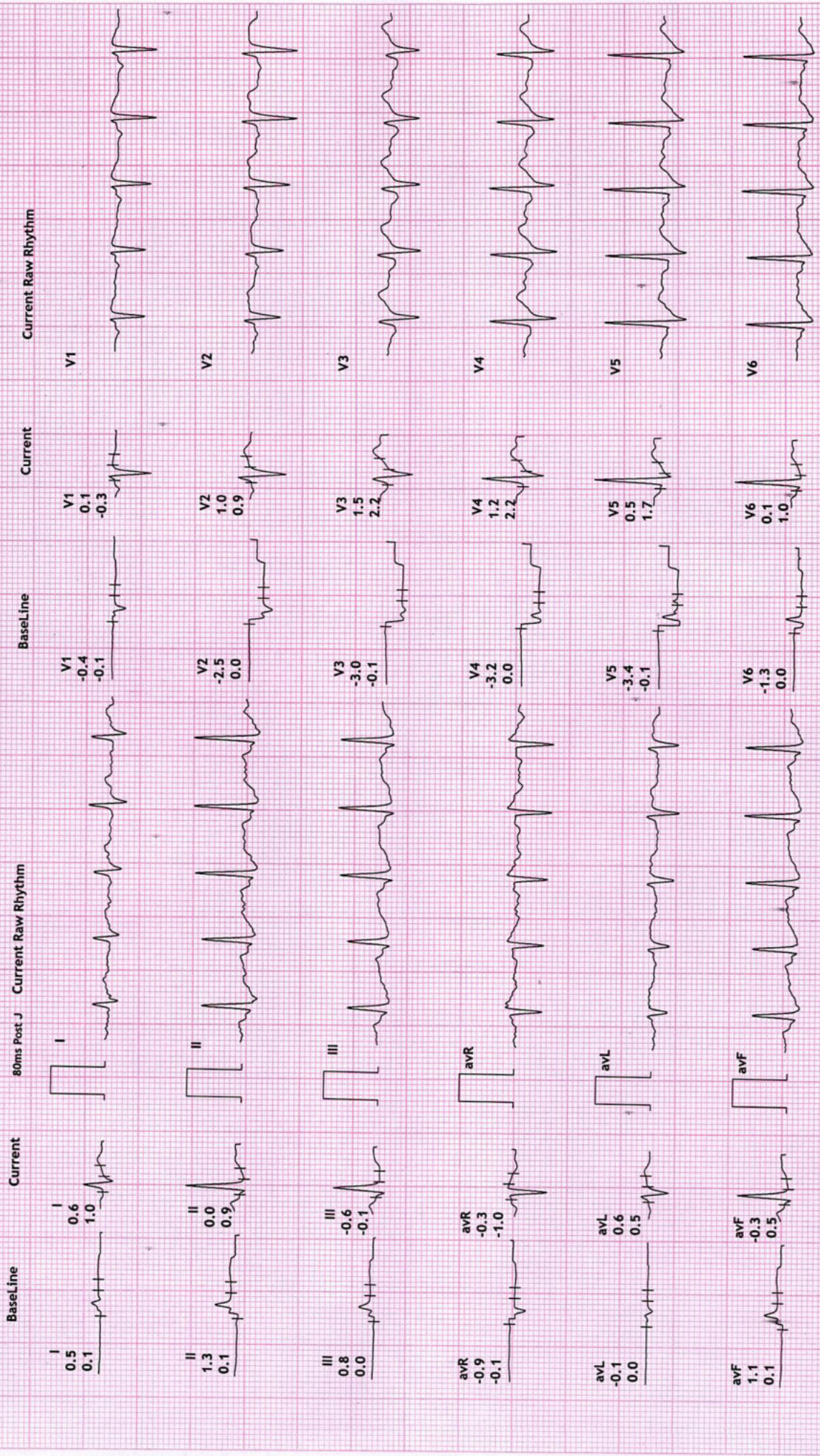


12 Lead + Comparison

REVIVAL DIAGNOSTICS
4TH FLOOR, AQUA CORRIDOE, NEAR STAR BAZAR, ADAJAN- 395009, SURAT
 4955/AJAYBHAI M. GONDALIYA
 31 Yrs/Male
 73 Kg/170 Cms
 Date: 24-Dec-2022 09:56:58 AM

MPHR: 64% of 189
 HR: 122 bpm
 METS: 1.0
 BP: 170/90
 Speed: 0.0 kmph
 Grade: 0.0%

Ex Time 08:09
 BLC :On
 Notch :On
 Recovery : (01)
 10.0 mm/mV
 25 mm/Sec.





12 Lead + Comparison

REVIVAL DIAGNOSTICS
 4TH FLOOR, AQUA CORRIDOE, NEAR STAR BAZAR, ADAJAN- 395009, SURAT
 4955/AJAYBHAI M GONDALIYA
 31 Yrs/Male
 73 Kg/170 Cms

HR: 102 bpm
 METS: 1.0
 BP: 170/90

MPHR: 53% of 189
 Speed: 0.0 kmph
 Grade: 0.0%

Ex Time 08:09
 BLC : On
 Notch : On

Recovery : (02:00)
 10.0 mm/mV
 25 mm/Sec.



12 Lead + Comparison

REVIVAL DIAGNOSTICS
 4TH FLOOR, AQUA CORRIDOE, NEAR STAR BAZAR, ADAJAN- 395009, SURAT
 4955/AJAYBHAI M GONDALIYA
 31 Yrs/Male
 73 Kg/170 Cms
 Date: 24-Dec-2022 09:56:58 AM

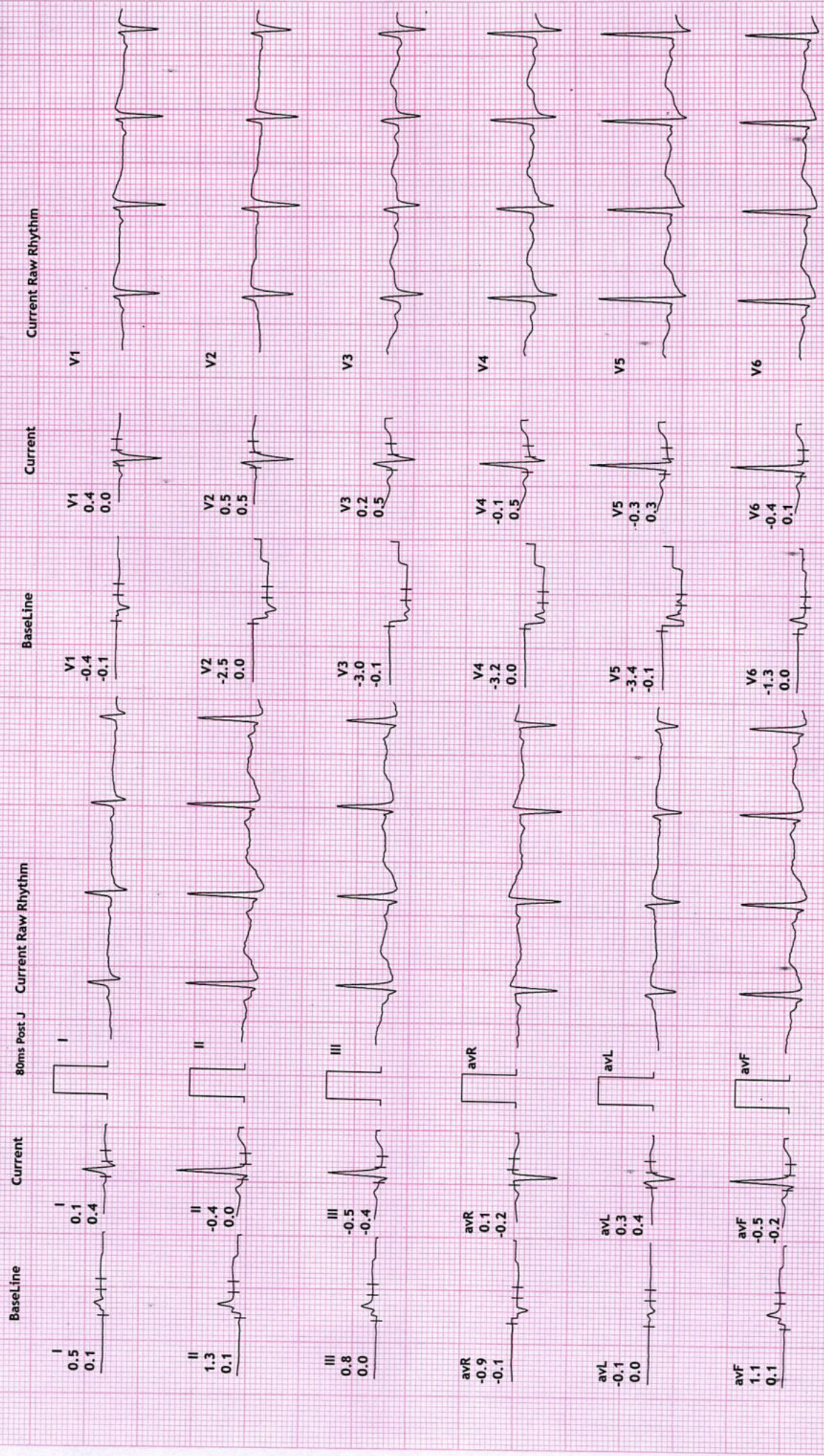


Recovery : (03)
 10.0 mm/mV
 25 mm/Sec.

Ex Time 08:09
 BLC :On
 Notch :On

Raw ECG
 BRUCE
 (1.0-100)Hz

MHR: 50% of 189
 Speed: 0.0 kmph
 Grade: 0.0%



R

NAME: AJAYBHAI M GONDALIYA
AGE: 31 YRS / MALE
REF BY: MEDI WHEEL





Name	AJAYBHAI M GONDALIYA	Age/Gender	31Yrs/Male
Reg No.	4350/22	Receipt No	4051
Referred By	BOB - MEDI WHEEL(PKG10000240)	Mode of Payment	CREDIT
Collection Type	CENTER	Collection DateTime	24-Dec-2022 08:33 AM

CHEST RADIOGRAPH (PA VIEW)

- Hilar shadows are within normal limits.
- Pulmonary vasculature appears normal.
- Cardiac appears normal in size.
- Both domeh of the diaphragm are smooth.
- Both costophrenic recesses are clear.
- Both lung fields appear normal.
- Visualized bones and soft tissue shadows appear normal.

IMPRESSION: NORMAL STUDY.

DR. CHIRAG K PATEL
RADIOLOGIST

REVIVAL
DIAGNOSTICS

Dr. Chirag K. Patel
MBBS-DMPD
Reg. No. G-23509
Revival Diagnostic
4th Floor, Aqua Corridor
Signature
Nr. Star Bazar, Hazira Main Road,
Adajan, Surat-395009.
Mo. 97266 726683

Laboratory Test Result are Subject to technical limitation and should be clinically correlate for final diagnosis

📍 4th Floor, Aqua Corridor, Hazira Road, Adajan Pal, Surat-395009.
☎ 0261 2747788, 9825947712 ✉ revivaldiagnostics.surat@gmail.com 🌐 www.revivaldiagnostics.com

This medical report is not intended for medico-legal purposes.



Name	AJAYBHAI M GONDALIYA	Age/Gender	31Yrs/Male
Reg No.	4350/22	Receipt No	4051
Referred By	BOB - MEDI WHEEL(PKG10000240)	Mode of Payment	CREDIT
Collection Type	CENTER	Collection DateTime	24-Dec-2022 08:33 AM

USG OF ABDOMEN & PELVIS

LIVER:

Liver is normal in size and increased echotexture.
No evidence of focal SOL or dilatation of IHBR seen.
Portahepatis appear normal.

GALLBLADDER:

Gallbladder appeared normal. No calculus or mass lesion seen.

PANCREAS:

Pancreas appears normal in size and echotexture.
No focal lesion, mass or pancreatitis.

SPLEEN:

Spleen appears normal in size and echotexture.

PARAAORTIC REGION:

Aorta grossly appears normal.
No paraaortic lymphnodes seen.

KIDNEYS:

Both kidneys appear normal in size, shape and in position.
Cortex and collecting system of both kidneys appears normal.
No evidence of calculus or obstructive uropathy on either side.

URINARY BLADDER:

Bladder appears normal. No calculus or mass lesion is seen.

PROSTATE:

Prostate appears normal in size and echotexture.
No evidence of free fluid in pelvis.

COMMENTS:

fatty liver

Dr. Chirag K. Patel

MBBS-DMPD

Reg. No. G-23509

Revival Diagnostic

Radiologist

4th Floor, Aqua Corridor,
Nr. Star Bazar, Hazira Main Road,

Adajan, Surat-395009.

Mo. 97266 726683

Laboratory Test Result are Subject to technical limitation and should be clinically correlate for final diagnosis

4th Floor, Aqua Corridor, Hazira Road, Adajan Pal, Surat-395009.

0261 2747788, 9825947712 revivaldiagnostics.surat@gmail.com www.revivaldiagnostics.com

This medical report is not intended for medico-legal purposes.