

REVIVAL DIAGNOSTICS



HEALTH CHECK-UP SUMMARY

Name: Kalpesh Jangid

Date: 27/08/2022

Email ID:

Sex: M	Age: 32 Years	Contact No: 89 0531 8717	Remarks:
			Under-weight
			Normal
			Over-weight

i> BMI

Height (in Cm): 173	Weight (in Kg): 68	BMI: 22.7 kg/m ²	
---------------------	--------------------	-----------------------------	--

ii> Blood Pressure & Pulse

110/74 mm/hg
72/min.

If high or low, whether the person is on medication: YES / NO

iii> Blood Tests & Lung Function Remarks

RS } N
CVS }
CVS }

If abnormal, whether the person is on medication: YES / NO

iv> Eye Test Remarks

Eye test R+ GIG L+ with specs.
Color Vision: 20

v> Heart Disease

Whether any specific heart ailment detected (ECG findings):
-

vi> Any other problems needing attention / Overall Assessment:

NO

⊗ Kesh

Revival Diagnostic
401, Aqua Corridor,
B/s. Star Bazar, Surat-395009
Mo. 91062-28601

C.K. Patel
Signature of the Doctor

Dr. Chirag Patel
M.B.B.S. G-49432

Laboratory Test Result are Subject to technical limitation and should be clinically correlate for final diagnosis



NAME: Kalpesh Jangid SEX: M
BIRTHDATE: 04/05/1990 AGE: 32

DEPARTMENT OF OPHTHALMOLOGY

EYE TEST:

1. VISION:

RIGHT EYE - 6/6 } with specs.
LEFT EYE - 6/6 }

2. COLOR VISION:

RIGHT EYE - (2)
LEFT EYE - (2)

3. FUNDUS:

RIGHT EYE - (2)
LEFT EYE - (2)

REMARKS:

Revival Diagnostic
401, Aqua Corridor,
B/s. Star Bazar, Surat-395009
Mo. 91062-28601

Kal
Ophthalmologist/Optomtrist

Laboratory Test Result are Subject to technical limitation and should be clinically correlate for final diagnosis

.....
.....
.....



Dental Assessment Form

NAME
AGE

Kalpesh Jangid
32

DATE
SEX

27/08/2022
male

* CHIEF COMPLAINT

A CLINICAL FEATURES :- Normal

1 CAVIES :-
2 MISSING TOOTH :-
3 MALOCCLUSION :-
4 FILLING :-

} (N)

B DIAGNOSIS :-

C PERSONAL HISTORY :- Tobacco stain

D PROVISIONAL D/G :- (N)

E MEDICAL HISTORY :- NO

F FINAL D/G :- Normal

G TREATMENT PLAN :- NO

CLINT SIGN

DOCTOR SIGN

(N) Kalpesh

Revival Diagnostic
401, Aqua Corridor,
w/s. Star Bazar, Surat-395009
Mo. 91062-28601

Laboratory Test Result are Subject to technical limitation and should be clinically correlate for final diagnosis

4th Floor, Aqua Corridor, Hazira Road, Adajan Paal, Surat-395009.

0261 2747788

revivaldiagnostics.surat@gmail.com

www.revivaldiagnostics.com

This medical report is not intended for medico-legal purposes.





Name : KALPESH R JANGID
Age/Sex : 32 Yrs. Male
UHID : 21312
Ref. By Dr. : MEDI WHEEL
Category : CTR

Date : 27-Aug-2022 8:31 am
Receipt No : 5280
Lab ID : 16993

Collection Date & Time : 27-Aug-2022 8:31 am

CBC HAEMOGRAM

PARAMETER	RESULT	UNITS	Biological Reference Range
Hemoglobin	: 15.8	gm/dL	13.5-18.0
RBC Count	: 5.40	m/c.mm.	4.5-6.5
WBC Count	: 4300	c. mm.	4,000 - 10,000
Platelet Count	: 2.27	c. mm.	1.5 Lac - 5.0 Lac
Blood Indices			
Hematocrit (PCV)	: 48.0	%	39-54 %
MCV	: 88.9	fl	75-96
MCH	: 29.3	pg	27-32
MCHC	: 32.9	g/dL	30-36
RDW	: 13.1	%	11- 16
ESR (WINTORBE)	: 03	mm./hr.	0-20
DIFF WBC Count			
Neutrophils	: 53	%	40-75
Lymphocytes	: 42	%	20-50
Eosinophils	: 03	%	1-6
Monocytes	: 02	%	2-10
Basophils	: 00	%	0-5
Band Form	: 00	%	0-5

Smear Study

Platelets in Smear : Adequate
Malarial Parasites : Malarial Parasites Not Detected
Blood Group : "A"
RH Factor : Positive

Revival Diagnostics
401, Aqua Corridor,
B/s. Star Bazar, Surat-395009
Mo. 91062-25001

Lab Technician/Technologist

Dr. Mihir Icecreamwala
M.B.B.S.,M.D. Pathologist

Operator Name: Nitinrao Patel Subject to technical limitation and Reporting Print Date & Time: 27-Aug-2022

4th Floor, Aqua Corridor, Hazira Road, Adajan Paal, Surat-395009.

0261 2747788

revivaldiagnostics.surat@gmail.com

www.revivaldiagnostics.com

This medical report is not intended for medico-legal purposes.

REVIVAL DIAGNOSTICS



Name : KALPESH R JANGID
Age/Sex : 32 Yrs./Male
UHID : 21312
Ref. By Dr. : MEDI WHEEL


Date : 27-Aug-2022 8:31 am
Rec. No : 5280
Lab ID : 16993
Category : CTR

Collection Date & Time : 27-Aug-2022 8:31 am

BIOCHEMISTRY

TEST	RESULTS	Unit	BIOLOGICAL REFERENCE RANGI
GGT <i>IFCC, Without Pyridoxal Phosphate</i>	: 49	U/L	5 - 50 U/L
SGOT <i>IFCC, Without Pyridoxal Phosphate</i>	: 21	U/L	0 - 50 U/L
SGPT <i>IFCC, Without Pyridoxal Phosphate</i>	: 38	U/L	0 - 50 U/L
Alkaline Phosphatase <i>ALP-AMP</i>	: 61	IU/l	38 - 126 IU/l
Total Bilirubin <i>DIAZO METHOD</i>	: 1.2	mg/dl	0.2 - 1.2 mg/dl
Direct Bilirubin <i>DIAZO METHOD</i>	: 0.4	mg/dl	0.1 - 0.4 mg/dl
Indirect Bilirubin <i>CALCULATED</i>	: 0.8	mg/dl	0.1 - 0.8 mg/dl
Blood Urea Nitrogen (BUN) <i>GLDH-UREASE METHOD</i>	: 11	mg/dl	9 - 20 mg/dl
Creatinine <i>(METHOD : ENZYMATIC)</i>	: 0.8	mg/dl	0.5 - 1.5 mg/dl
Uric Acid <i>URICASE-POD</i>	: 5.4	mg/dl	4 - 8.5 mg/dl
Blood Sugar - F	: 110	mg/dL	70 - 110 mg/dL
Urine Sugar - F	: Absent		
Urine Ketone - F	: Absent		
Blood Sugar- PP	: 132	mg/dL	80 - 140 mg/dL
Urine Sugar - PP	: Absent		
Urine Ketone - PP	: Absent		
Total Protein <i>Biuret</i>	: 6.9	gm/dl	6.3 - 8.2 gm/dl
S.Albumin	: 4.0	gm/dl	3.7 - 5.3 gm/dl

Revival Diagnostic
401, Aqua Corridor,
B/s. Star Bazar, Surat-395009
Mo. 91062-28601


Dr. Mihir Icecreamwala
M.B.B.S., M.D. Pathologist

Reporting Date & Time : 27-Aug-2022 02:20:00PM

Test Performed On Fully Authomated Clinical Chemistry Analyser EM-200

Laboratory Test Result are Subject to technical limitation and should be clinically correlate for final diagnosis

REVIVAL DIAGNOSTICS



BCG(Bromo Cresol Green)

Globulin CALCULATED	: 2.9	gm/dl	2.4 - 3.2 gm/dl
A/G Ratio CALCULATED	: 2	gm/dl	1 - 2.3 gm/dl



Revival Diagnostic

401, Aqua Corridor,
B/s. Star Bazar, Surat-395009
Mo. 91062-28601

Dr. Mihir Icecreamwala
M.B.B.S.,M.D. Pathologist

Reporting Date & Time : 27-Aug-2022 02:20:00PM

Test Performed On Fully Authomated Clinical Chemistry Analyser EM-200

Laboratory Test Result are Subject to technical limitation and should be clinically correlate for final diagnosis

📍 4th Floor, Aqua Corridor, Hazira Road, Adajan Paal, Surat-395009.

☎ 0261 2747788

✉ revivaldiagnostics.surat@gmail.com

🌐 www.revivaldiagnostics.com

This medical report is not intended for medico-legal purposes.



Name : KALPESH R JANGID
Age/Sex : 32 Yrs. Male
UHID : 21312
Ref. By Dr. : MEDI WHEEL
Category : CTR

Date : 27-Aug-2022
Receipt No : 5280
Lab ID : 16993


Collection Date & Time : 27-Aug-2022 8:31 am

REPORT OF SERUM LIPID PROFILE

Test	Result	Biological Reference Range
Serum Cholesterol (Mehod : CHOD-POD)	165	Normal : Less than 200 mg / dl Borderline : 200 to 239 mg / dl Undesirable : More than 240 mg / dl
Serum Triglyceride (Mehod : GPO-POD)	138	Normal : Less than 150 mg / dl Borderline High : 150 to 199 mg / dl High : 200 - 499 mg / dl Very High : More than 500 mg / dl
Serum HDL - Cholesterol (Mehod : PVS-PEGME Precipitation with CHOD-POD)	40	Desirable : More than 55 mg / dl Borderline : 35 to 55 mg / dl Undesirable : Less than 35 mg / dl
Serum LDL - Cholesterol (Mehod : Calculated)	97.4	Optimal : Less than 100 mg / dl Above Optimal : 100 - 129 mg / dl Borderline High : 130 to 159 mg / dl High : 160 to 189 mg / dl Very High : More than 190 mg / dl
VLDL (Mehod : Calculated)	27.6	Normal : 5 to 30 mg / dl
Chol. / HDL - Chol. Ratio	4.1	Low Risk : Less than 3.8 Medium Risk : 3.8 to 5.9 High Risk : More than 6
LDL / HDL - Chol. Ratio	2.44	Low Risk : Less than 3.55 Medium Risk : 3.55 - 4 High Risk : More than 6

Revival Diagnostic
401, Aqua Corridor,
B/s. Star Bazar, Surat-395009
Mo. 91062-28601

Lab Technician/Technologist


Dr. Mihir Icecreamwala
M.B.B.S..M.D. Pathologist

Operator Name: Zarna Gandhi

Reporting PrintDate & Time: 27-Aug-2022

Laboratory Test Result are Subject to technical limitation and should be clinically correlate for final diagnosis



Name : KALPESH R JANGID
Age/Sex : 32 Yrs. / Male
UHID : 21312
Category : CTR
Ref. By Dr. : MEDI WHEEL

Date : 27-Aug-2022 8:31 am
Receipt No : 5280
Lab ID : 16993
Collection Date & Time : 27-Aug-2022 8:31 am

ROUTINE URINE EXAMINATION REPORT

PHYSICAL EXAMINATION :

Quantity : 30 ml
Colour : Pale Yellow
Appearance : Clear
Reaction : Acidic
Specific Gravity : 1.025

CHEMICAL EXAMINATION :


Proteins : Absent
Sugar : Absent
Acetone : Absent
Bile Salts : Absent
Bile Pigments : Absent
Urobilinogen : Normal
O.B.T. : Negative

MICROSCOPIC EXAMINATION :

Pus Cells : 1-2/hpf.
R. B. C. : Absent
Epithelial Cells : Occasional
Bacteria : Absent
Casts : Absent
Crystals : Absent
Yeast cell : Absent
Mucus : Absent
Other Findings : NIL

Revival Diagnostics
401, Aqua Corridor,
B/s. Star Bazar, Surat-395009
Mo. 91062-28601

Lab Technician/Technologist


Dr. Mihir Icecreamwala
M.B.B.S.,M.D. Pathologist

Laboratory Test Result are Subject to technical limitation and should be clinically correlate for final diagnosis





Name : KALPESH R JANGID

Date : 27-Aug-2022
12:00:00AM

Age/Se : 32 Yrs. Male

Receipt No: 5280

UHID : 21312

Ref. By : MEDI WHEEL

Lab ID : 16993

Catagory : CTR

Collection Date & Time : 27-Aug-2022 8:31 am

STOOL EXAMINATION

GENERAL EXAMINATION

Consistency : Semi Solid
Color : Dark Brown
Mucus : Absent
Pus : Absent
Blood : Absent

CHEMICAL EXAMINATION

Reaction : Acidic
Occult Blood : Absent

MICROSCOPIC EXAMINATION

Ova : Absent
Cysts : Absent
Pus Cells : Absent / Hpf.
Red Blood Cells : Absent /Hpf.
Macrophage Cells : Absent
Epithelial Cells : Absent / Hpf.
Starch : Absent
Vegetable cells : Absent
Crystals : Absent
Fat : Absent

Revival Diagnostic
401, Aqua Corridor,
B/s. Star Bazar, Surat-395009
Mo. 91062-28001


Lab Technician/Technologist
Zarna K Gandhi (Msc. Biotech)

Pathologist/ Pathologist
Dr. Mihir icecearmwala /Dr. Sodavadiya Kirankumar

Operator Name : Zarna Gandhi

Reporting Print Date & Time : 27-Aug-2022

Laboratory Test Result are Subject to technical limitation and should be clinically correlate for final diagnosis



REVIVAL DIAGNOSTICS



Name : KALPESH R JANGID

Date : 27-Aug-2022

Age/Sex : 32 Yrs. Male

Receipt No : 5280

UHID : 21312

Ref. By Dr. : MEDI WHEEL

Lab ID : 16993

Report By Dr. : Dr.

Category : CTR

Collection Date & Time : 27-Aug-2022 8:31 am

REPORT OF GLYCOSYLATED HEMOGLOBIN [HbA1C]

Parameter	Result	Unit	Biological Reference Interval
Hemoglobin A1C(HbA1C)	5.4	%	HbA1C Degree of Glucose Control

< 5.6 % Non Diabetics
5.7 - 6.4 % Prediabetics
> = 6.5 % Diabetics

(REF : Wallace, 11th Edition)

REMARKS:

6 - 7 % Excellent Control
7 - 8 % Good Control
8 -10 % Unsatisfactory Control
> 10 % Poor Control

Method : High performance liquid chromatography (HPLC)


MEAN BLOOD GLUCOSE OVER THE PAST 60 DAYS FROM THE HbA1C RESULT : 000 mg/dl

Remarks : GHb test is useful for the long term control and monitoring of diabetes mellitus since it reflects the integration of blood glucose levels during past 4-8 weeks.

Revival Diagnostic

401, Aqua Corridor,
B/s. Star Bazar, Surat-395009
Mo. 91062-28601

Lab Technician/Technologist


Dr. Mihir Icecreamwala
M.B.B.S..M.D. Pathologist

Operator Name :Zarna Gandhi

Reporting Print Date & Time :27-Aug-2022

Laboratory Test Result are Subject to technical limitation and should be clinically correlate for final diagnosis

📍 4th Floor, Aqua Corridor, Hazira Road, Adajan Paal, Surat-395009.
☎ 0261 2747788 ✉ revivaldiagnostics.surat@gmail.com 🌐 www.revivaldiagnostics.com

This medical report is not intended for medico-legal purposes.



Name : KALPESH R JANGID
Age/Sex : 32 Yrs. Male
UHID : 21312
Ref. By Dr. : MEDI WHEEL
Category : CTR

Date : 27-Aug-2022 8:31 am
Receipt No : 5280

Lab ID : 16993

Collection Date & Time : 27-Aug-2022 8:31 am


THYROID TEST

TEST	RESULT	Biological Reference Range
T3	1.24	0.87 - 1.78 ng/ml
T4	8.12	4.60 - 13.5 ug/dl
TSH	1.45	0.50 - 5.50 uIU/ml 5.5 to 15 uIU/ml - Suggested Clinical co-relation Or Repeat test with new sample as physiological factors can give falsely high TSH Above 15uIU/ml Hypothyroid

PREGNANT WOMEN normal ranges for TSH:
1st Trimester :0.0878 - 2.8293 uIU/ml
2nd Trimester :0.1998 - 2.7915 uIU/ml
3rd Trimester :0.307 - 2.9028 uIU/ml
Ref:TIETZ Fundamentals of Clinical Chemistry.

Revival Diagnostic
401, Aqua Corridor,
B/s. Star Bazar, Surat-395009
Mo. 91062-26001

Lab Technician/Technologist


Dr. Mihir Icecreamwala
M.B.B.S.,M.D. Pathologist

Operator Name : Zarna Gandhi

Reporting Print Date & Time : 27-Aug-2022

Laboratory Test Result are Subject to technical limitation and should be clinically correlate for final diagnosis

☎ 0261 2747788

✉ revivaldiagnostics.surat@gmail.com

🌐 www.revivaldiagnostics.com

This medical report is not intended for medico-legal purposes.





Name : KALPESH R JANGID
Age/Sex : 32 Yrs. Male
UHID : 21312
Ref. By Dr. : MEDI WHEEL
Category : CTR

Date : 27-Aug-2022
Receipt No : 5280
Lab ID : 16993

Collection Date & Time : 27-Aug-2022 8:31 am

REPORT OF TUMOR MARKERS

Test	Result	Biological Reference Range
PROSTATE SPECIFIC ANTIGEN (PSA)	0.98 ng/ml	[0.0 - 2.5 ng/ml] 40 - 49 Years [0.0 - 3.5 ng/ml] 50 - 59 Years [0.0 - 4.5 ng/ml] 60 - 69 Years [0.0 - 5.5 ng/ml] 70 - 79 Years



Revival Diagnostic

401, Aqua Corridor,
B/s. Star Bazar, Surat-395009
Mo. 91062-28601


Lab Technician/Technologist

Dr. Mihir Icecreamwala
M.B.B.S.,M.D. Pathologist
Operator Name:Zarna Gandhi

PrintDate & Time:27-Aug-2022

Method: - Test performed on Automated Chemiluminescence Assay [COBAS E411, ROCHE]
Corrobrative clinicopathologic correlation is essential for final diagnosis. Test reports are subjected to technical limitation and should be clinically co-related. Laboratory may be contacted if required.

Laboratory Test Result are Subject to technical limitation and should be clinically correlate for final diagnosis





2D-ECHOCARDIOGRAPHY & COLOR DOPPLER REPORT

Name:	KALPESHBHAI JANGID	Age/Gender	32Yrs /Male
Referred by.	MEDI WHEEL	Date	15/03/2022

VITALS: BP = 110/74mmHg, PULSE =72 bpm, SPO2 =98%

INDICATION: Preventive Health check up

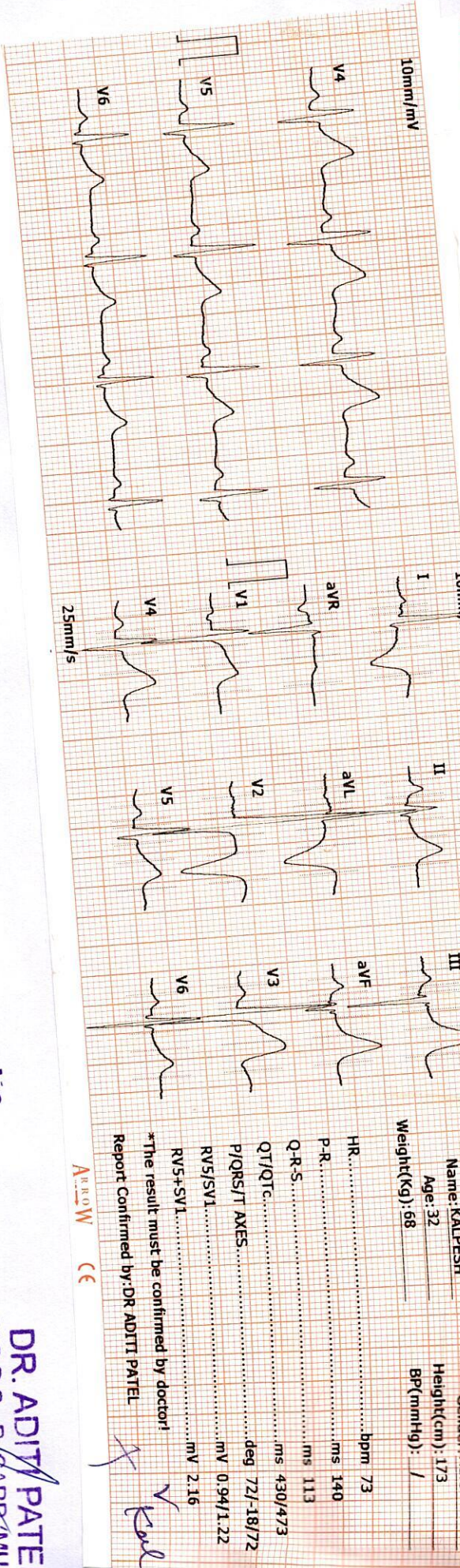
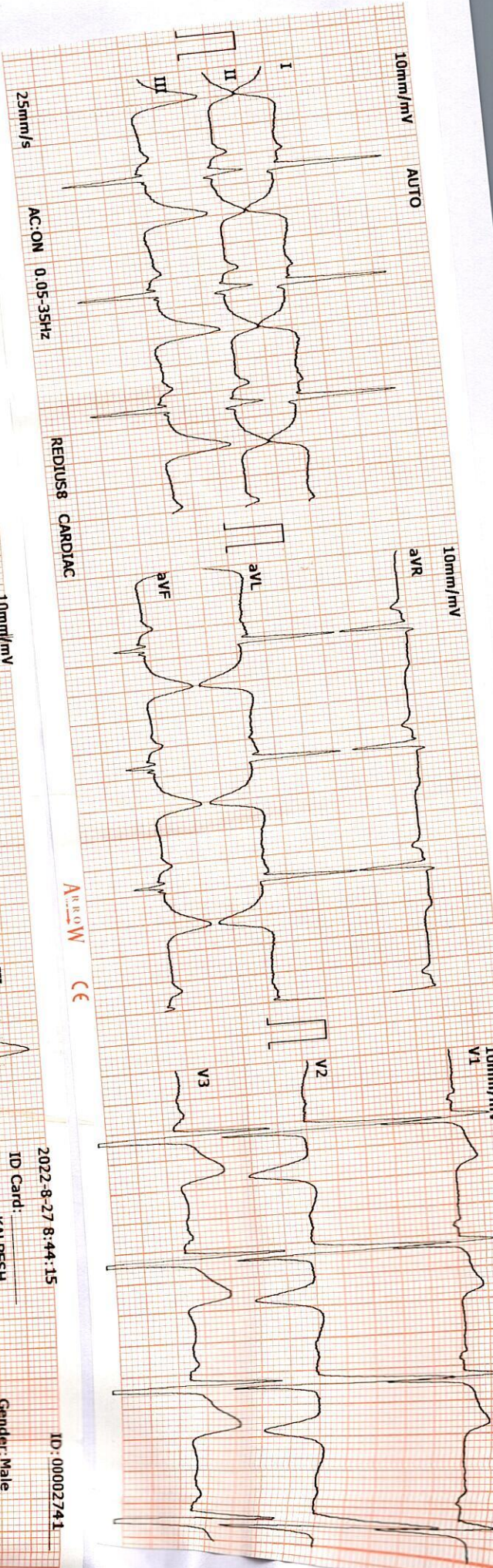
- **CARDIAC CHAMBERS:** Left Ventricle: Normal size, Left Atrium: Normal size.
- No e/o thrombus in LA/LV.
- **Right Atrium:** Normal size. **Right Ventricle:** Normal size,
- **Normal Right Ventricular function.** (TAPSE=20mm)
- **Normal Left Ventricular systolic function.** LVEF = 60% ,
No regional wall abnormality. No thinning / scarring / dyskinesia of LV wall.
- **No Concentric Left Ventricular Hypertrophy.** (IVSd= 11 mm),
- **LV Compliance :**
No Left Ventricular Diastolic Dysfunction [LVDD]. No Doppler e/o raised LVEDP.
- **VALVES:**
- Structurally Normal Mitral valve/ Aortic valve/Tricuspid valve/ Pulmonary valve .
No significant Valvular Stenosis.
- **Doppler findings:** AV max = 1.23 m/s, PV max = 0.9 m/s.
Trivial Pulmonary Regurgitation, Trivial Tricuspid regurgitation.
- **No Pulmonary Arterial Hypertension.** PASP by TRjet vel.method = 23 mmHg.
- **SEPTAE:** IAS / IVS Appear Intact.
- **IVC :** Normal in dimension and shows good inspiratory 13mm collapse.
- **OTHERS:** No e/o Pericardial effusion / vegetation.

IMPRESSION:

**NORMAL LV SYSTOLIC FUNCTION, LVEF= 60 %, NO RWMA,
NO LVH , NO LVDD ,TRIVIAL PR/TR, NO PAH.**

Revival Diagnostic
DR SUSHIL YADAV
401, Aqua Corridor
CONSULTING & CLINICAL
B/s. Star Bazar, Surat
CARDIOLOGIST
Mo. 91062-28601

Laboratory Test Result are Subject to technical limitation and should be clinically correlate for final diagnosis



2022-8-27 8:44:15 ID: 00002741

ID Card: _____
 Name: KALPESH
 Age: 32
 Weight(Kg): 68
 Height(cm): 173
 BF(mmHg): /

HR..... bpm 73
 P-R..... ms 140
 Q-R-S..... ms 113
 QT/QTc..... ms 430/473
 P/QRS/T AXES..... deg 72/-18/72
 RV5/SV1..... mV 0.94/1.22
 RV5+SV1..... mV 2.16

*The result must be confirmed by doctor!
 Report Confirmed by: DR ADITI PATEL

ARROW CE

Revival Diagnostic
 401, Aqua Corridor,
 B/s. Star Bazar, Surat-395009
 Mo. 91062-28601

DR. ADITI PATEL
 M.B.S., D.CARB (MUM)
 CLINICAL CARDIOLOGIST
 REG. NO. G-42901

DEPARTMENT OF
HEALTH AND HUMAN SERVICES
OFFICE OF THE ASSISTANT SECRETARY
FOR PUBLIC HEALTH AND SAFETY

REGISTRATION DIVISION
NATIONAL BOARD OF EXAMINERS
FOR PROFESSIONAL NURSING
DR. WILLIAM D. BROWN



Name : KALPESH R JANGID
Age/Sex : 32 Yrs. Male
UHID : 21312
Ref. By Dr : MEDI WHEEL
Category : CTR

Date : 27-Aug-2022
Rec No : 5280

Lab ID : 16993

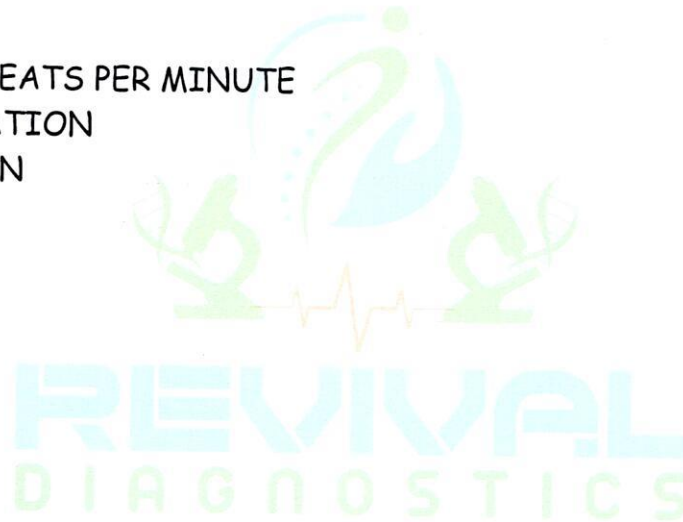
Collection Date & Time : 27-Aug-2022 8:31 am

ECG

Test	Observed Value	Biological Reference Interval
------	----------------	-------------------------------

ECG

SINUS RHYTHM
HEART RATE 73 BEATS PER MINUTE
LEFT AXIS DEVIATION
LVH WITH STRAIN




DR. ADITI PATEL
M.B.B.S., D. CARD (MUM)
CLINICAL CARDIOLOGIST
REG.NO.G-42901

Revival Diagnostic
401, Aqua Corridor,
B/s. Star Bazar, Surat-395009
Mo. 91062-28601

Laboratory Test Result are Subject to technical limitation and should be clinically correlate for final diagnosis

📍 4th Floor, Aqua Corridor, Hazira Road, Adajan Pal, Surat-395009.
☎ 0261 2747788, 9825947712 ✉ revivaldiagnostics.surat@gmail.com 🌐 www.revivaldiagnostics.com
This medical report is not intended for medico-legal purposes.





NAME	KALPESH JANGHID	DATE	27-Aug-2022
REFERRED BY	MEDI WHEEL	AGE / SEX	32 YRS / M

Thanks for the reference

USG ABDOMEN

LIVER: is normal in size and shows increased echotexture.

No evidence of intrahepatic biliary radicles dilatation / focal space occupying lesion.

The portal vein and common bile duct show normal caliber.

GALL BLADDER: is distended and shows smooth walls. Wall thickness is normal.

No evidence of sludge / calculus. No evidence of pericholecystic collection.

SPLEEN: Is normal in size and shows normal echo pattern.

PANCREAS: shows normal echo anatomy and its relationship with splenic vein is normal.

KIDNEYS: Both the kidneys are normal in size, shape and location and show normal cortico-medullary differentiation.

Right kidney measures- 9.9 x 4.0 cms.

Left kidney measures- 10.3 x 4.5 cms.

No evidence of hydronephrosis or calculus.

URINARY BLADDER: is distended with smooth walls.

No evidence of diverticulum or calculus.

PROSTATE: is normal in size and shows homogeneous echotexture.

No evidence of ascites / pleural effusion.

Fluid and gas filled bowel loops with normal wall thickness and peristalsis noted.

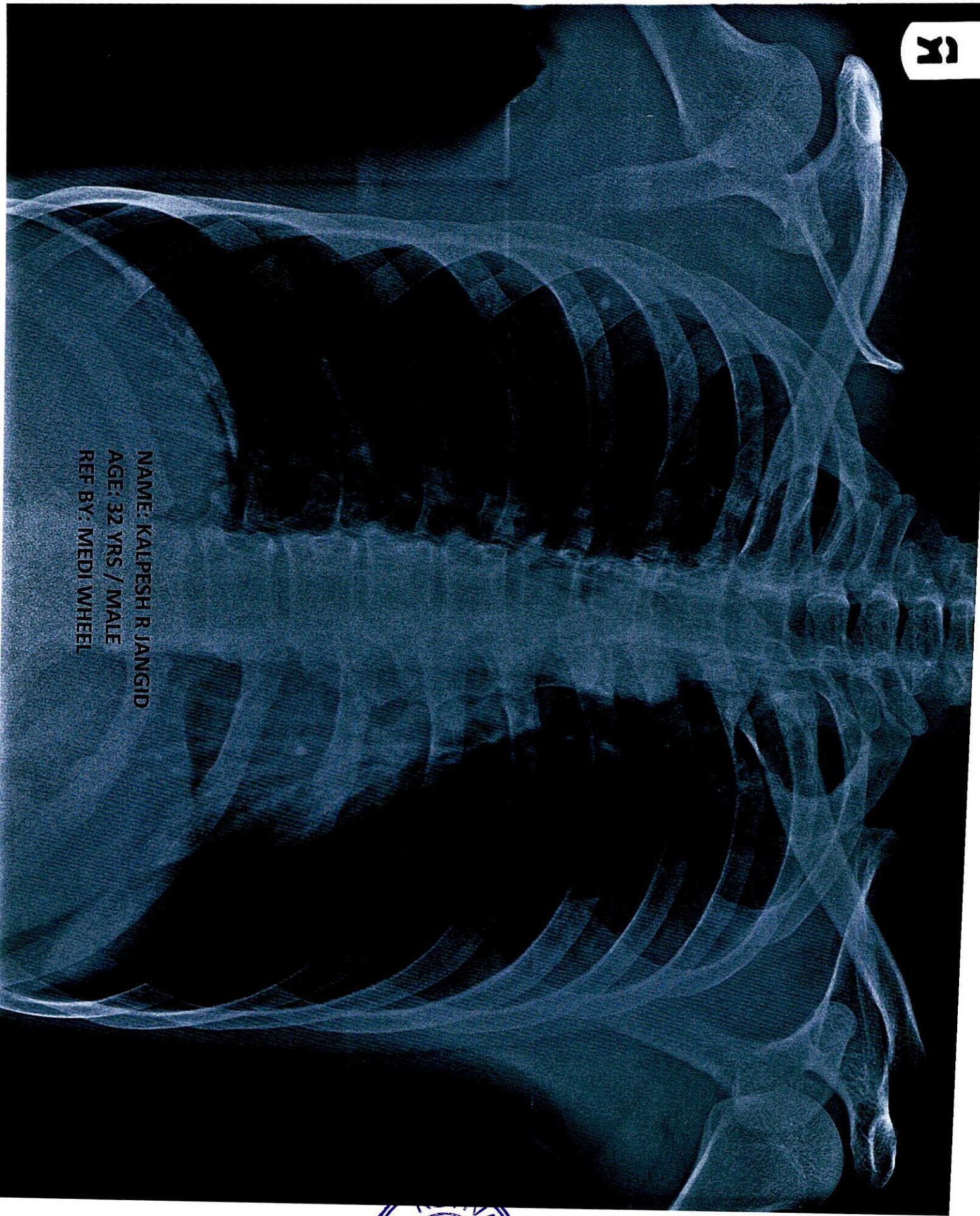
IMPRESSION:

- **Fatty Liver - Grade I**

Dr. Chirag K. Patel
MBBS-DMPD
DR. CHIRAG K PATEL
RADIOLOGIST
Revival Diagnostic
4th Floor, Aqua Corridor,
Nr. Star Bazar, Hazira Main Road,
Adajan, Surat-395009.
Mo. 97266 726683

Laboratory Test Result are Subject to technical limitation and should be clinically correlate for final diagnosis

R



NAME: KALPESH R JANGID
AGE: 32 YRS / MALE
REF BY: MEDI WHEEL



1000
1000
1000



Name : KALPESH R JANGID

Date : 27-Aug-2022

Age/Sex : 32 Yrs. Male

Rec No : 5280

UHID : 21312

Ref. By Dr : MEDI WHEEL

Lab ID : 16993

Catagory : CTR

Collection Date & Time : 27-Aug-2022 8:31 am

CHEST RADIOGRAPH-PA VIEW

Hilar shadows are within normal limits.

Pulmonary vasculature appears normal.

Cardiac appears normal in size.

Both domeh of the diaphragm are smooth.

Both costophrenic recesses are clear.

Both lung fields appear normal.

Visualized bones and soft tissue shadows appear normal.

IMPRESSION:

NORMAL STUDY.

Dr. Chirag K. Patel

MBBS-DMPD

Reg. No. G-23509

Revival Diagnostic

DR. CHIRAG K. PATEL

RADIOLOGIST

Nr. Star Aqua Corridor,
Adajan, Surat-395009.

Mo. 97266 726683

Laboratory Test Result are Subject to technical limitation and should be clinically correlate for final diagnosis

📍 4th Floor, Aqua Corridor, Hazira Road, Adajan Paal, Surat-395009.

☎ 0261 2747788

✉ revivaldiagnostics.surat@gmail.com

🌐 www.revivaldiagnostics.com

This medical report is not intended for medico-legal purposes.

आयकर विभाग

INCOME TAX DEPARTMENT

KALPESH JANGID

RAMNIWAS LUNARAM JANGID


04/05/1990

Permanent Account Number

ARSPJ5463D

Kal

Signature



भारत सरकार

GOVT. OF INDIA



11092011



kalpesh bhai
27.08.2022 08:29:04