

# Health Check up Booking Request(bobE45879), Beneficiary Code-25909

message

Mediwheel <wellness@mediwheel.in>  
To: cmlshospital@gmail.com  
Cc: customercare@mediwheel.in

5 September 2023 at 18:



011-41195959

Email:wellness@mediwheel.in

Dear **Cygnus MLS Hospital,**

**City :** Delhi . **Address :** Plot No 4, Main Market, Kanjhawala Rd, Rama Vihar, Sector 38, Rohini - 110081,

We have received the confirmation for the following booking .

**Name** : MR. HEMROM ROBIN  
**Age** : 32  
**Gender** : Male  
**Package Name** : Arcofemi MediWheel Full Body Annual Plus Male 2D ECHO (Metro)  
**Contact Details** : 9953337629  
**Booking Date** : 05-09-2023  
**Appointment Date** : 23-09-2023

Member Information			
Booked Member Name	Age	Gender	Cost(In INR)
MR. HEMROM ROBIN	32	Male	Cashless
<b>Total amount to be paid</b>		<b>Cashless</b>	

We will get back to you with confirmation update shortly. Please find the package details as attached for your reference.

**Package Name** : Arcofemi MediWheel Full Body Annual Plus Male 2D ECHO (Metro) - Includes (41)Tests

**Tests included in this Package**

Ecg, TSH, X-ray Chest, Stress Test (tmt)/ 2d Echo, Blood Sugar Postprandial, Dental Consultation, Creatinine, Serum, A:g Ratio, Blood Group, Total Cholesterol, Triglycerides, Diabetic Consultation , Fasting Blood Sugar, Ultrasound Whole Abdomen , Glycosylated Haemoglobin (hba1c), Ent Consultation , Hdl, Vldl, Urine Analysis, LDL, Total Protine, General Consultation, HDL/ LDL ratio, GGT(Gamma-glutamyl Transferase), Eye Check-up consultation, ALP (ALKALINE PHOSPHATASE), Uric Acid, AST/ALT Ratio, Serum Protein, CBC with ESR, Stool Analysis, Urine Sugar Fasting, Urine Sugar PP, T3, T4, Cholesterol Total / HDL Ratio, BUN, BUN/Creatinine Ratio, Bilirubin Total & Direct and Indirect, Albumin, Globulin

CMLS HOSPITAL

**B** बैंक ऑफ बरोडा  
Bank of Baroda

नाम: **ROBIN HEMROM**  
Name:

कर्मचारी कूट क्र. **113588**  
E. C. No.

*Robin Hemrom*

जारीकर्ता प्राधिकारी, न. प. (सु.) अ.का. व.दि.  
Issuing Authority CM (S), Z.O, ND.



धारक के हस्ताक्षर  
Signature of Holder

**CYGNUS HOSPITAL**  
Plot No. 3, Minn Kanhawale Road  
Near Balaji Mandir, Rama Vihar,  
DELHI-110081

निकले पर निम्नलिखित को लौटाएँ  
सहायक महाप्रबन्धक (सुरक्षा)  
बैंक ऑफ बरोडा कॉर्पोरेट सेंटर  
सी-26, जी ब्लॉक, बंदरा-कुरिया कॉम्प्लेक्स  
मुंबई 400 051, भारत  
फोन : 91 22 6098 51 98 फैक्स : 91 22 2652 5747  
If found, please return to:  
Asst. General Manager (Security)  
Bank of Baroda, Baroda Corporate Center  
C-26, G-Block, Bandra-Kurla Complex  
Mumbai 400 051, India  
Phone : 91 22 6098 5198, Fax: 91 22 2652 5747

रक्त समूह / Blood Group : B+

पहचान चिह्न  
Identification Marks :



भारत सरकार



रोबि हेमरोम  
ROBBIN HEMROM  
जन्म तिथि/DOB: 23/11/1988  
पुरुष/ MALE  
Mobile No: 9953337629  
**2884 6056 0668**  
VID : 9116 6021 4514 4108

मेरा आधार , मेरी पहचान

EVENS HOSPITAL  
Plot No. 4, Main Anjhawala Road  
Near Bala Mandir, Rama Vihar  
DELHI-110051




भारत सरकार  
महत्वाकांक्षी पहचान प्राधिकरण  
GOVERNMENT OF INDIA  
AADHAAR



Download Date: 09/08/2022

पता  
आलमज जॉन हेमरोम, फ्लॉट न-सी-43 फर्स्ट फ्लोर, दिव्या  
ज्योति अपार्टमेंट, रोहिणी सेक्टर-19, रोहिणी सेक्टर 19,  
नार्थ वेस्ट दिल्ली,  
दिल्ली - 110089

Address :  
S/O John Hemrom, Flat No-C-43 First Floor,  
Divya Jyoti Apartment, Rohini Sector-19,  
Rohini Sector 15, North West Delhi,  
Delhi - 110089



Issue Date: 30/12/2011

**2884 6056 0668**  
VID : 9116 6021 4514 4108



1947



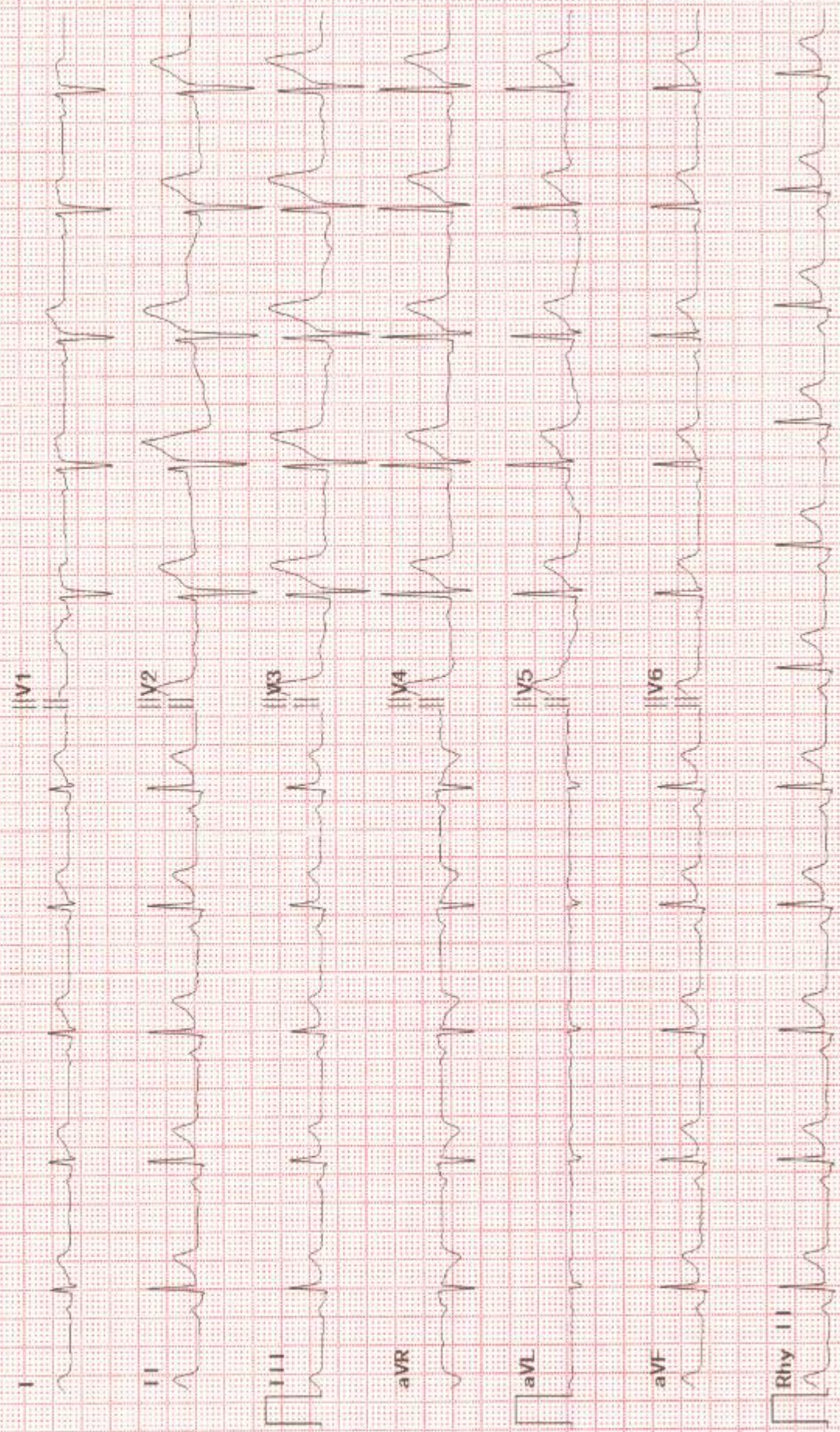
help@uidai.gov.in



www.uidai.gov.in

ID: 2309230000      Date/Time: 2023-09-23 09:38  
 Name: *Mr. Hemant Rangan*      Hospital: cygnus  
 Sex:      Height: cm  
 Divisions:      BP:      Weight: kg  
                   *Age: 32 yrs*      Bed No.:      Hospital No.:  
 HR: 71 bpm      RV5 SV1 amp 1.171      0.897mV      Minnesota Code  
 P Dur/PR int 110/172ms      RV5+SV1 amp 2.068mV      9-4-1 (V3)  
 QRS Dur 96 ms      RV6 SV2 amp 0.888/1.184mV  
 QT/QTc int 330/357 ms  
 P-QRS/T axis 66/74/56°

Diagnosis Info  
 800: Sinus Rhythm  
 \*\*\*Normal ECG\*\*\*



**CYGNUS HOSPITAL**  
 Plot No. 4, Main Gurgaon Road  
 Near Balaji Mandir, Gurgaon  
 DELHI-122001

## ECHOCARDIOGRAPHY & COLOR DOPPLER REPORT

Patient's ID : 149911

Date: 23/08/2023

Patient's Name: MR. HEMROM ROBIN

Age / Sex: Yrs. 32/M

Ref By :

**ECHOCARDIOGRAPHIC WINDOW : Good.**

### 2D & M MODE ECHOCARDIOGRAPHY

Left ventricle	44.9	mm ( 20 - 28 mm / m <sup>2</sup> )	ESD:	34.0	mm ( 13 - 21 mm / m <sup>2</sup> )
IVS :	14.1	mm ( 6 - 11 mm )	PW:	13.6	mm ( 6 - 11 mm )
Ejection fraction:		55% ( 67 ± 8% )	FS:	27%	( 34 - 44 % )
IVS: Intact			LV clot		Absent

Left atrium/ Aorta    **33.1/ 24.0mm**

Right ventricle        **Normal**

Right atrium           **Normal**

Pericardium            **Normal with no pericardial effusion**

**2D:**

Mitral valve

AML/ PML:              **Normal**

Tricuspid valve        **Normal**

Aortic valve             **Normal**

Pulmonary valve       **Normal**

CYGNUS MLS HOSPITAL  
Plot No. 4, Main Karjhawala Road  
Near Balaji Mandir, Rama Vihar,  
DELHI-110081

**I. Continuous & Pulse Wave Doppler study**

Valve	Velocity (m/sec)			Gradient (mmHg)			Valve area (PHT Method)	Regurg.
	Peak	Mean	EDV	Peak	Mean	EDG		
Mitral	E=0.56 A=0.82							NIL
Tricuspid								NIL
Aortic	1.01							NIL
Pulmonary	0.91							NIL

**Hospital Address:** Plot No. 4, Main Karjhawala Road, Near Balaji Mandir, Rama Vihar, Delhi-110081 | T: +91 999655155 / 255 | E: cmshospital@gmail.com

**Corporate Office:** Ground Floor, Enkay Centre, Udyog Vihar, Phase 5, Gurgaon, Haryana - 122016

**Regd. Office:** 500, Cygnus MLS Hospitals Private Limited, Sainik Vihar, Pitampura, New Delhi - 110034 | Tel No: 011-25953457.

**Cygnus hospitals also at:** Haryana: Sonapat | Panipat | Karnal | Kurukshetra | Kaithal | Bahadurgarh | Rewari | Delhi: Nangloi | Rama Vihar | Uttar Pradesh: Kanpur | Varanasi | Uttarakhand: Kashipur

CIN: U18510ND12015PTC280849

### COMMENTS :

- ◆ LVEF =55%
- ◆ Grade I Diastolic dysfunction (Confirmed by TDI)  
Normal LV echo-texture
- ◆ Normal RV function
- ◆ Normal IVC size & RV filling pressures
- ◆ IAS/IVS intact
- ◆ No clot / vegetation / pericardial effusion.

### IMPRESSION

LVEF-55%

Grade I Diastolic dysfunction (Confirmed by TDI)

**Dr. NISHANT VERMA**  
MD (Medicine), DM (Cardiology)  
Consultant Cardiologist

Not valid for medico legal purposes  
Please correlate clinically

Cygnus MLS SuperSpeciality Hospital  
Plot No. 4, Main Kanjhawala Road  
Near Balaji Mandir, Rama Vihar,  
DELHI-110081

**Hospital Address:** Plot No. 4, Main Kanjhawala Road, Near Balaji Mandir, Rama Vihar, Delhi-110081 | T. +91 9999655155 / 255 | E. cmlshospital@gmail.com

**Corporate Office:** Ground Floor, Enkay Centre, Udyog Vihar, Phase 5, Gurgaon, Haryana - 122016

**Regd. Office:** 500, Cygnus MLS Hospitals Private Limited, Sainik Vihar, Pitampura, New Delhi - 110034 | Tel No: 011-25953457.

**Cygnus hospitals also at:** Haryana: Sonapat | Panipat | Kamal | Kurukshetra | Kaithal | Bahadurgarh | Rewari | Delhi: Nangloi | Rama Vihar | Uttar Pradesh: Kanpur | Varanasi | Uttarakhand: Kashipur

**CIN:** U85100DL2015PTC280849

Req No/Barcode : 2779543	Bed No : null / null
Loc.Req No : 149911	Bill Date : 23/09/2023
UHHD NO / IP No : null / 0	Sample col Date : 23/09/2023
Name : Mr. HEMROM ROBIN	Sample Rec Date :
Age/Gender : 32 Years / Male	Reporting Date : 23/09/2023 2:37 PM
Doctor Name : DR.CMO	TYPE : Direct

**HAEMATOLOGY**

INVESTIGATION	RESULTS	UNITS	REFERENCE RANGE
---------------	---------	-------	-----------------

**COMPLETE HAEMOGRAM (CBC ESR)**

HB (HAEMOGLOBIN)	16.6	H	gm/dl	11 - 16
------------------	------	---	-------	---------

**TLC AND DLC**

TOTAL LEUCOCYTE COUNT (TLC)	6600		cells/cumm	4000 - 11000
NEUTROPHILS	74		%	40 - 75
LYMPHOCYTES	21		%	20 - 45
MONOCYTES	02		%	02 - 10
EOSINOPHILS	03		%	01 - 06
R.B.C	5.97	H	mill/cumm	3.8 - 5.8
PCV	48.6	H	%	37 - 47
MCV	81.4		femtoliter	76 - 96
MCH	27.8		picogram	27 - 32
MCHC	34.2		g/dl	30 - 35
PLATELET COUNT	1.48	L	lacs/cumm	1.5 - 4.5

**ESR**

ESR	19		mm/hrs	0 - 21
-----	----	--	--------	--------

\*\*\* End Of The Report \*\*\*

**CYGNUS MLS HOSPITAL**  
Plot No 4, Main Kanjhawala Road  
(Near Balaji Mandir, Rama Vihar,  
DELHI-110081

Req No/Barcode : 2779543	Bed No : null / null
Loc.Req No : 149911	Bill Date : 23/09/2023
UHID NO / IP No : null / 0	Sample col Date : 23/09/2023
Name : Mr. HEMROM ROBIN	Sample Rec Date :
Age/Gender : 32 Years / Male	Reporting Date : 23/09/2023 2.35 PM
Doctor Name : DR.CMO	TYPE : Direct

**HAEMATOLOGY**

INVESTIGATION	RESULTS	UNITS	REFERENCE RANGE
<b>BLOOD GROUP&amp; HR TYPE</b>			
<b>BLOOD GROUP</b>			
BLOOD GROUP	A		
RH FACTOR	POSITIVE		

\*\*\* End Of The Report \*\*\*

**CYGNUS MLS HOSPITAL**  
 Plot No- 4, Main Kanjhawala Road  
 Near Balaji Mandir, Rama Vihar,  
 DELHI-110081

*Vipul Jain*

**Dr. VIPUL JAIN**  
**MICROBIOLOGIST**  
**MBBS, MD**



Req No/Barcode	: 2779543	Bill Date	: 23/09/2023
Loc.Req No	: 149911	Sample col Date	: 23/09/2023
UHID NO / IP No	: null / 0	Sample Rec Date	:
Name	: Mr. HEMROM ROBIN	Reporting Date	: 23/09/2023 5.08 PM
Age/Gender	: 32 Years / Male	TYPE	: Direct
Doctor Name	: DR.CMO		

MICROBIOLOGY Bed No null / null

INVESTIGATION	RESULTS	UNITS	REFERENCE RANGE
<b>URINE ROUTINE MICROSCOPY</b>			
<b>PHYSICAL EXAMINATION.</b>			
QUANTITY	20		
COLOUR	P. YELLOW		
APPEARANCE	SLIGHTLY HAZY		
PH	6.0		1 - 7
SPECIFIC GRAVITY	1.020		
<b>CHEMICAL EXAMINATION</b>			
ALBUMIN	(+)		
SUGAR	NIL		
<b>MICROSCOPIC EXAMINATION</b>			
PUS CELLS	2-3	HPF	
EPITHELIAL CELLS	1-2	HPF	
RBCs	NIL		
CASTS	NIL		
CRYSTALS	NIL		
BACTERIA	NIL		
OTHERS	NIL		

\*\*\* End Of The Report \*\*\*

**CYGNUS HOSPITAL**  
 Plot No 4, Zangimaski Road  
 Near Balaji Mandir, Rama Vihar,  
 Delhi - 110081  
**Dr. VIPUL JAIN**  
 MICROBIOLOGIST  
 MBBS, MD

Lab Technician

User: PHOOLCHANDRAMLS

www.cygnushospitals.com

Req No/Barcode	: 2779543	Bill Date	: 23/09/2023
Loc.Reg No	: 149911	Sample col Date	: 23/09/2023
UHID NO / IP No	: null / 0	Sample Rec Date	:
Name	: Mr. HEMROM ROBIN	Reporting Date	: 23/09/2023 5.07 PM
Age/Gender	: 32 Years / Male	TYPE	: Direct
Doctor Name	: DR.CMO		

BIOCHEMISTRY Bed No null / null

INVESTIGATION	RESULTS	UNITS	REFERENCE RANGE
BSF (BLOOD SUGAR FASTING)			
<b>BLOOD SUGAR (FASTING)</b>			
BLOOD SUGAR (FASTING)	78	mg/dl	70 - 110

\*\*\* End Of The Report \*\*\*

**CYGNUS MLS HOSPITAL**  
Plot No 4, Near Balaji Mandir, Rama Vihar  
Near Siddh Mandir, Rama Vihar  
Delhi - 110081

Dr. VIPUL JAIN  
MICROBIOLOGIST  
MBBS, MD

Lab Technician

User: PHOOLCHANDRAMLS


Req No/Barcode : 2779543	Bill Date : 23/09/2023
Loc.Req No : 149911	Sample col Date : 23/09/2023
UHID NO / IP No : null / 0	Sample Rec Date :
Name : Mr. HEMROM ROBIN	Reporting Date : 23/09/2023 5.07 PM
Age/Gender : 32 Years / Male	TYPE : Direct
Doctor Name : DR.CMO.	

BIOCHEMISTRY Bed No null / null

INVESTIGATION	RESULTS	UNITS	REFERENCE RANGE
BSPP (BLOOD SUGAR PP)			
<b>BLOOD SUGAR (PP)</b>			
BLOOD SUGAR PP	142	H mg/dl	60 - 140

\*\*\* End Of The Report \*\*\*

**CYGNUS MLS HOSPITAL**  
Plot No-4, Main Kanjhawala Road  
Near Balaji Mandir, Rama Vihar,  
DELHI-110081



**Dr. VIPUL JAIN**  
MICROBIOLOGIST  
MBBS, MD

Lab Technician

User: PHOOLCHANDRAMLS

Req No/Barcode : 2779543	Bill Date : 23/09/2023
Loc.Req No : 149911	Sample col Date : 23/09/2023
UHID NO / IP No : null / 0	Sample Rec Date :
Name : Mr. HEMROM ROBIN	Reporting Date : 23/09/2023 2.38 PM
Age/Gender : 32 Years / Male	TYPE : Direct
Doctor Name : DR.CMO	

BIOCHEMISTRY Bed No null / null

INVESTIGATION	RESULTS	UNITS	REFERENCE RANGE
---------------	---------	-------	-----------------

LFT(LIVER FUNCTION TEST)

LFT

BILLIRUBIN TOTAL	1.5	H	mg/dl	0.3 - 1.2
BILLIRUBIN DIRECT	0.5	H	mg/dl	0.0 - 0.3
BILLIRUBIN INDIRECT	1.0	H	md/dl	0 - 0.9
-SGOT (AST)	27		U/L	05 - 39
SGPT (ALT)	32		U/L	00 - 41
ALKALINE PHOSPHATASE	45		IU/L	30 - 117
TOTAL PROTEIN	7.2		g/dl	6.0 - 8.3
SERUM ALBUMIN	4.1		g/dl	3.8 - 5.4
GLOBULIN	3.1		g/dl	1.5 - 3.6
A/G RATIO	1.3			

\*\*\* End Of The Report \*\*\*

**CYGNUS MLS HOSPITAL**  
Plot No-4, Phase 5, Gurgaon Road  
Near Balaji Mandir, Rama Vihar,  
DELHI-110081



Dr. VIPUL JAIN  
MICROBIOLOGIST  
MBBS, MD

Lab Technician

User: PHOOLCHANDRAMLS

Req No/Barcode : 2779543	Bill Date : 23/09/2023
Loc.Req No : 149911	Sample col Date : 23/09/2023
UHID NO / IP No : null / 0	Sample Rec Date :
Name : Mr. HEMROM ROBIN	Reporting Date : 23/09/2023 2.40 PM
Age/Gender : 32 Years / Male	TYPE : Direct
Doctor Name : DR.CMO	

BIOCHEMISTRY Bed No null / null

INVESTIGATION	RESULTS	UNITS	REFERENCE RANGE
<b>PROTEIN TOTAL SERUM</b>			
<b>TOTAL PROTEIN</b>			
TOTAL PROTEIN	7.2	g/dl	6.0 - 8.3
SERUM ALBUMIN	4.1	g/dl	3.8 - 5.4
GLOBULIN	3.1	g/dl	1.5 - 3.6
A/G RATIO	1.3		

\*\*\* End Of The Report \*\*\*

**CYGNUS MLS HOSPITAL**  
Plot No - 4, Main Karol Bagh Road,  
Near Balaji Mandir, Rama Vihar,  
DELHI-110081



Dr. VIPUL JAIN  
MICROBIOLOGIST  
MBBS, MD

Lab Technician

User: PHOOLCHANDRAMLS

Hospital Address: Plot No. 4, Main Karol Bagh Road, Near Balaji Mandir, Rama Vihar, Delhi-110081 | T. +91 9999655155 / 255 | E. cmishospital@gmail.com  
Print Date & Time: 26/09/2023 10:45 AM  
Corporate Office: Ground Floor, Enkay Centre, Udyog Vihar, Phase 5, Gurgaon, Haryana - 122016

Regd. Office: 500, Cygnus MLS Hospitals Private Limited, Sainik Vihar, Pitampura, New Delhi - 110034 | Tel No: 011-25953457.

Cygnus hospitals also at: Haryana: Sonapat | Panipat | Karnal | Kurukshetra | Kaithal | Bahadurgarh | Rewari | Delhi: Nangloi | Rama Vihar | Uttar Pradesh: Kanpur | Varanasi | Uttarakhand: Kashipur

CIN : U85100DL2015PTC280849

<b>Req No/Barcode</b> : 2779543	<b>Bed No</b> : null / null
<b>Loc.Req No</b> : 149911	<b>Bill Date</b> : 23/09/2023
<b>UHID NO / IP No</b> : null / 0	<b>Sample col Date</b> : 23/09/2023
<b>Name</b> : Mr. HEMROM ROBIN	<b>Sample Rec Date</b> :
<b>Age/Gender</b> : 32 Years / Male	<b>Reporting Date</b> : 23/09/2023 2.41 PM
<b>Doctor Name</b> : DR.CMO	<b>TYPE</b> : Direct

**BIOCHEMISTRY**

INVESTIGATION	RESULTS	UNITS	REFERENCE RANGE
<b>SERUM CREATININE</b>			
<b>CREATININE</b>			
CREATININE	1.0	mg/dl	0.7 - 1.3

\*\*\* End Of The Report \*\*\*

**CYGNUS MLS HOSPITAL**  
Plot No. 4, Main Kanjhawala Road  
Near Balaji Mandir, Rama Vihar,  
DELHI-110081

Req No/Barcode : 2779543	Bed No : null / null
Loc.Req No : 149911	Bill Date : 23/09/2023
UHID NO / IP No : null / 0	Sample col Date : 23/09/2023
Name : Mr. HEMROM ROBIN	Sample Rec Date :
Age/Gender : 32 Years / Male	Reporting Date : 23/09/2023 2.39 PM
Doctor Name : DR.CMO	TYPE : Direct

**BIOCHEMISTRY**

INVESTIGATION	RESULTS	UNITS	REFERENCE RANGE
<b>LIPID PROFILE.( TOTAL CHOLESTEROL,LDL,HDL,TREIGYL CERIDES)</b>			
<b>LIPID PROFILE</b>			
CHOLESTEROL	265	mg/dl	150-250
TRIGLYCERIDE	46	mg/dl	40-150
HDL	41	mg/dl	30-80
LDL	214.80	mg/dl	60-130
VLDL	9.20	mg/dl	0 - 30
LDL/HDL RATIO	5.24		0 - 3.55
T. CHOLESTROL/HDL RATIO	6.46	H	0 - 3.3

\*\*\* End Of The Report \*\*\*

TRIGLYCERIDE level > 250mg/dL is associated with an approximately 2-fold greater risk of coronary vascular disease.Elevation of triglycerides can be seen with obesity, medication, fast less than 12 hrs., alcohol intake, diabetes melitus,and pancreatitis.

CHOLESTEROL, its fractions and triglycerides are the important plasma lipids in defining cardiovascular risk factors and in the managment of cardiovascular disease.Highest acceptable and optimum values of cholesterol values of cholesterol vary with age. Values above 220 mgm/dl are associated with increased risk of CHD regardless of HDL & LDL values.

HDL-CHOLESTEROL level <35 mg/dL is associated with an increased risk of coronary vascular disease even in the face of desirable levels of cholesterol and LDL - cholesterol.

LDL - CHOLESTEROL& TOTAL CHOLESTEROL levels can be strikingly altered by thyroid, renal and liver disease as well as hereditary factors.Based on total cholesterol, LDL- cholesterol, and total cholesterol/HDL - cholesterol ratio, patients may be divided into the three risk categories

User:

Lab Technician

Print Date & Time : 26/09/2023 10.45 AM



Dr. VIPUL JAIN  
MICROBIOLOGIST  
MBBS, MD

**CYGNUS MLS HOSPITAL**  
Plot No 4, Main Kanjhawala Road  
Near Balaji Mandir, Rama Vihar  
DELHI-110081

www.cygnushospitals.com

Req No/Barcode	: 2779543	Bill Date	: 23/09/2023
Loc.Req No	: 149911	Sample col Date	: 23/09/2023
UHID NO / IP No	: null / 0	Sample Rec Date	:
Name	: Mr. HEMROM ROBIN	Reporting Date	: 23/09/2023 2.41 PM
Age/Gender	: 32 Years / Male	TYPE	: Direct
Doctor Name	: DR.CMO		

BIOCHEMISTRY Bed No null / null

INVESTIGATION	RESULTS	UNITS	REFERENCE RANGE
SERUM URIC ACID			
<b>URIC ACID</b>			
URIC ACID	6.4	mg/dl	3.5 - 6.5

\*\*\* End Of The Report \*\*\*

**CYGNUS MLS HOSPITAL**  
Plot No. 4, Mauli Keshwala Road  
Near Balaji Mandir, Rama Vihar  
DELHI-110081



**Dr. VIPUL JAIN**  
MICROBIOLOGIST  
MBBS, MD

Lab Technician

User: PHOOLCHANDRAMLS



Req . No	: 2779543	Requisition Date	: 23/09/2023
Name	: Mr. HEMROM ROBIN	Sample Col Date	: 23/09/2023
Age/Gende	: 32 Years / Male	Sample Col Date	: null
Doctor Nm	: DR.CMO	Reporting Date	: 23/09/2023 2.41 PM
		OP/IP NO	:

**PATHOLOGY**

INVESTIGATION	RESULT	UNITS	REFERENCE RANGE
URINE SUGAR FASTING URINE GLUCOSE	NIL		

\*\*\* End Of The Report \*\*\*

**CYGNUS MLS HOSPITAL**  
Plot No. 4, Main Kanjhawala Road  
Near Balaji Mandir, Rama Vihar  
DELHI-110081



Phone : 011-47 333 333, 47 444 444  
Mobile : 98101 83948, 98110 67479

CS/OCF-7, SECTOR-8 ROHINI, NEW DELHI-110085 | 109, POCKET-A-1, SECTOR-8, ROHINI, NEW DELHI -110085

Date 23/09/2023  
Name MR. HEMROM ROBIN  
Sex / Age Male / 32 Yrs  
Ref by CYGNUS MLS HOSPITAL  
Srf Id.  
Sample SERUM

Patient ID 10238416  
SP Coll. 23/09/2023 16:43:40  
SP Rec. 23/09/2023 16:43:43  
Auth Dt 23/09/2023 18:00:58  
Print Dt. 26/09/2023 10:48:00  
UID : P1013297

Name	Result	Unit	Biological Ref Interval
------	--------	------	-------------------------

**BIOCHEMISTRY**

1533-G GTP ( Method -Enzymatic calorimetr	36.7	U/L	0.0 - 50.0
--	------	-----	------------

CYGNUS MLS HOSPITAL  
Plot No- 4, Main Nanikawala Road  
Near Balaji Mandir, Rama Vihar,  
DELHI-110081



Reported By: MAHENDER  
Authenticated By: DEDEVAN  
Ganesh Diagnostic APP available on  
Android App to save past reports  
Home sample collection  
Online Reports  
www.ganeshdiagnostic.com  
ganeshdiagnostic  
ganeshdiagnos  
ganeshdiagnostics

CALL 47-444-444  
AMBULANCE SERVICE  
24 HOURS 365 DAYS

Date **23/09/2023**  
Name **MR. HEMROM ROBIN**  
Sex / Age **Male / 32 Yrs**  
Ref by **CYGNUS MLS HOSPITAL**  
Srf Id.  
Sample **SERUM**



Patient ID **10238416**

SP Coll. 23/09/2023 16:43:40  
SP Rec. 23/09/2023 16:43:43  
Auth Dt 23/09/2023 17:53:07  
Print Dt. 26/09/2023 10:48:00  
UID : P1013297

Test Name	Result	Unit	Biological Ref Interval
-----------	--------	------	-------------------------

**TUMOR MARKER**

1539-PSA PROSTATIC SPECIFIC ANTIGEN

0.86

ng/ml

Sandwich Direct CLIA

**EXPECTED VALUES :**

99% :	of Healthy males	0.0-4.0 ng/ml
80% :	of Benign prostatic hypertrophy	0.0-4.0 ng/ml
81% :	of Prostatic Carcinoma	Above 4.0 ng/ml

**PSA** is reliable tumor marker for already diagnosed prostatic carcinoms. It is uniquely associated only with prostatic tissue, and therefore is specific for it. Baseline levels measured prior to therapeutic intervention and followed later by serial periodical measurements with predict the outcome of therapy. It is also helps in early discovery of recurrences, relapses and metastases.

**RECOMMENDED TESTING INTERVALS :**

First Determination	Preoperatively (Baseline)
Second Determination	2-4 days Postoperatively
Third Determination	Before discharge from hospital
Follow-up Determinations	

**CYGNUS MLS HOSPITAL**  
Plot No. 4, Main Kanjhawala Road  
Near Balaji Market, Rama Vihar.  
DELHI-110081



Android App to save past reports  
Home sample collection  
Online Reports

www.ganeshdiagnostic.com  
ganeshdiagnostic  
ganeshdiagnos  
ganeshdiagnostics

**CALL 47-444-444**  
**AMBULANCE SERVICE**  
24 HOURS 365 DAYS

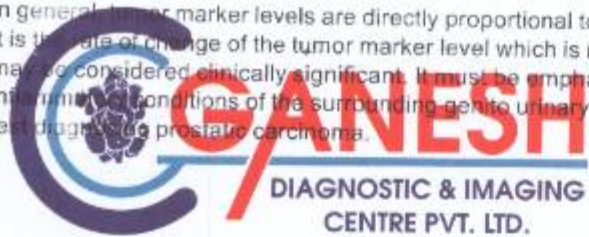
ii levels are normal

Every 3 monthly initially, later annually.

In general, tumor marker levels are directly proportional to the tumor mass and the stage of the cancer. However, it is the rate of change of the tumor marker level which is more important, rather than its absolute value. A 50% change may be considered clinically significant. It must be emphasised that PSA may also be elevated in benign prostatic hypertrophy and in inflammatory conditions of the surrounding genito urinary tract. Therefore, this parameter should never be used as a screening test for test diagnosis of prostatic carcinoma.

Phone : 011-47-333-333, 47-444-444

Mobile : 98101 83948, 98110 67479



CS/OCF-7, SECTOR-8 ROHINI, NEW DELHI-110085 | 109, POCKET-A-1, SECTOR-8, ROHINI, NEW DELHI -110085



Reported By: MAHENDER

Checked By: MAHENDER

Authenticate By: DRDEVAN

Printed By:

Page No: 3 of 7

CYGNUS M/S HOSPITAL  
Plot No-4, Main, Kanhawala Road,  
Near Balaji Mandir, Rama Vihar,  
DELHI-110081



Android App to save past reports  
Home sample collection  
Online Reports

- [www.ganeshdiagnostic.com](http://www.ganeshdiagnostic.com)
- ganeshdiagnostic
- ganeshdiagnos
- ganeshdiagnostics

CALL 47-444-444  
AMBULANCE SERVICE  
24 HOURS 365 DAYS

Date 23/09/2023  
Name MR. HEMROM ROBIN  
Sex / Age Male / 32 Yrs  
Ref by CYGNUS MLS HOSPITAL  
Srf Id.  
Sample Culture Container



Patient ID 10238416

SP Coll. 23/09/2023 16:43:40  
SP Rec. 23/09/2023 16:43:43  
Auth Dt 23/09/2023 19:53:42  
Print Dt. 26/09/2023 10:48:00  
UID : P1013297

Test Name	Result	Unit	Biological Ref Interval
-----------	--------	------	-------------------------

### 1385-STOOL ROUTINE

#### MACROSCOPIC EXAMINATION

COLOUR/APPEARANCE	BROWNISH		
CONSISTENCY	SEMI FORMED		
PUS	NIL		NIL
MUCUS	NIL		NIL
BLOOD	NIL		NIL
PARASITES	NIL		NIL

#### CHEMICAL EXAMINATION

REACTION	ACIDIC		
----------	--------	--	--

#### MICROSCOPIC EXAMINATION

WBC CELLS	0-1	/hpf	0-1
RBC'S	NIL	/hpf	NIL
OVA	NIL		NIL
CYSTS	NIL		NIL
OTHERS	NIL		

CYGNUS MLS HOSPITAL  
Plot No. 4, Main Gyanwala Road  
Near Balaji Market, Rama Vihar  
DELHI-110081



Date **23/09/2023**  
Name **MR. HEMROM ROBIN**  
Sex / Age **Male / 32 Yrs**  
Ref by **CYGNUS MLS HOSPITAL**  
Srf Id.  
Sample **SERUM**

**Patient ID 10238416**

SP Coll. 23/09/2023 16:43:40

SP Rec. 23/09/2023 16:43:43

Auth Dt 23/09/2023 18:00:58

Print Dt. 26/09/2023 10:48:00

UID : P1013297

<b>Tst Name</b>	<b>Result</b>	<b>Unit</b>	<b>Biological Ref Interval</b>
<b>BIOCHEMISTRY</b>			
1446-BLOOD UREA NITROGEN (BUN) Calculated	16.0	mg/dl	Adults (18-60 Yrs) 6-20 mg/dl Infant (<1) Yrs 4-19 mg/dl Infant/Child 5-18 mg/dl

**CYGNUS MLS HOSPITAL**  
Plot No. 4, Mitti Khandawala Road  
Near Dabai, Motilal Rama Vihar  
DELHI-110085



Reported By: MAHENDER

Checked By: MAHENDER

Authenticate By: DRDEVAN

Printed By:



Ganesh Diagnostic APP available on

**Google Play**

Android App to save past reports  
Home sample collection  
Online Reports

[www.ganeshdiagnostic.com](http://www.ganeshdiagnostic.com)  
[ganeshdiagnostic](#)  
[ganeshdiagnos](#)  
[ganeshdiagnostics](#)

**CALL 47-444-444**  
**AMBULANCE SERVICE**  
24 HOURS 365 DAYS

Date **23/09/2023**  
Name **MR. HEMROM ROBIN**  
Sex / Age **Male / 32 Yrs**  
Ref by **CYGNUS MLS HOSPITAL**  
Srf id.  
Sample **Whole Blood**



Patient ID **10238416**  
SP Coll. 23/09/2023 16:43:40  
SP Rec. 23/09/2023 16:43:43  
Auth Dt 24/09/2023 02:12:57  
Print Dt. 26/09/2023 10:48:00  
UID : P1013297

Test Name	Result	Unit	Biological Ref Interval
1510-HbA1c (glyco HB) Method:HPLC	<b>6.1</b>	%	4.0 - 5.7

**EXPECTED VALUES :-**

Guidance for Non diabetics	
Metabolically healthy patients	4.0 - 6.0 %
Good Control	6.0 - 7.0 %
Fair Control	7.0 - 8.0 %
Poor Control	> 8.0 %

Reference Range as per ADA Guidelines	
Below 5.7 %	Normal
5.8 - 6.4 %	Pre-diabetic
≥ 6.5 %	Diabetic

**REMARKS :-**

In vitro quantitative determination of HbA1c in whole blood is utilized. In long term monitoring of glycemia. The HbA1c level correlates with the mean glucose concentration prevailing in the course of the patient's recent history (approx - 6 - 8 weeks) and therefore provides determination of blood glucose or urinary glucose. It is recommended that the determination of HbA1c be performed at intervals of 4 - 6 weeks during diabetes mellitus therapy. Result of HbA1c should be assessed in conjunction with the patient's medical history clinical examination and other findings.

CYGNUS MLS HOSPITAL  
Plot No-4, Phase II, Okhla Road  
Near Balaji Mandir, Rama Vihar  
DELHI-110081



Reported By: DRSONALSHARMA

Checked By: DRSONALSHARMA

Authenticate By: DRSONALSHARMA



Android App to save past reports  
Home sample collection  
Online Reports

www.ganeshdiagnostic.com  
ganeshdiagnostic  
ganeshdiagnos  
ganeshdiagnostics

Printed By:



Date **23/09/2023**  
Name **MR. HEMROM ROBIN**  
Sex / Age **Male / 32 Yrs**  
Ref by **CYGNUS MLS HOSPITAL**  
Srf id.  
Sample **SERUM**



Patient ID **10238416**

SP Coll. 23/09/2023 16:43:40

SP Rec. 23/09/2023 16:43:43

Auth Dt 23/09/2023 17:53:07

Print Dt. 26/09/2023 10:48:00

UID : P1013297

Name	Result	Unit	Biological Ref Interval
------	--------	------	-------------------------

**1559-THYROID PROFILE**

1560-TOTAL TRIIODOTHYRONINE (T3) Direct Chemiluminometric Technology	1.00	ng/ml	0.60 - 1.81
---	------	-------	-------------

1561-TOTAL THYROXINE (T4) Direct Chemiluminometric Technology	6.1	ug/dl	5.5 - 12.5
--	-----	-------	------------

1562-THYROID STIMULATING HORMONES (TSH) Sandwich CLIA	6.05	uIU/ml	0.50 - 5.00
--	------	--------	-------------

**Comment :-**

TSH is secreted by pituitary gland. It signals thyroid gland to release thyroid hormone (T3 & T4) in blood. The TSH levels are inversely related to T3 & T4 levels. In primary hypothyroidism TSH levels are high while T3 & T4 levels are low whereas in primary hyperthyroidism TSH levels are low with high T3 & T4 levels. A low T3 & T4 in the presence of low or normal TSH indicates hypothalamic or pituitary dysfunction. A high TSH in the presence of normal or high T4 suggests inappropriate TSH secretion. Increased levels of TSH are seen in primary hypothyroidism, inappropriate TSH secretion, systemic illness and rarely in TSH secreting pituitary tumours (secondary hyperthyroidism). Decreased levels of TSH are seen in secondary hypothyroidism, primary hyperthyroidism.

**INTERPRETATION:**

Serum T3, T4, TSH measurements from the three components of Thyroid screening panel.

**TRIIODOTHYRONINE (T3)**

INCREASED LEVELS are seen in graves disease, T3 thyrotoxicosis, Thyroid hormone resistance, Functional thyroid adenoma.  
DECREASED LEVELS are seen in Nonthyroidal illness, Hypothyroidism (one third cases)

**CYGNUS MLS HOSPITAL**  
Plot No. 4, Main Zanghewala Road  
Near Balaji Mandir, Rama Vihar,  
DELHI-110081



Report Generated By: MAHENDER  
Ganesh Diagnostic APP available on  
**Google Play**  
Android App to save past reports  
Home sample collection  
Online Reports

Authenticate By: DR DEEPA  
www.ganeshdiagnostic.com  
ganeshdiagnostic  
ganeshdiagnos  
ganeshdiagnostics

CALL **47-444-444**  
**AMBULANCE SERVICE**  
24 HOURS 365 DAYS



Date 23/09/2023  
Name MR. HEMROM ROBIN  
Sex / Age Male / 32 Yrs  
Ref by CYGNUS MLS HOSPITAL  
Srf Id.  
Sample SERUM



Patient ID 10238416

SP Coll. 23/09/2023 16:43:40  
SP Rec. 23/09/2023 16:43:43  
Auth Dt 23/09/2023 17:53:07  
Print Dt. 26/09/2023 10:48:00  
UID : P1013297

Test Name	Result	Unit	Biological Ref Interval
-----------	--------	------	-------------------------

**THYROXINE (T4)** - Normal T4 levels accomplished by elevated T3 levels seen in T3 Thyroxiosis.  
INCREASED LEVELS are seen in hyperthyroidism, Thyroid hormone resistance.  
DECREASED LEVELS are seen in Primary hypothyroidism, secondary hypothyroidism.

**THYROID STIMULATING HORMONE (TSH)**

The TSH levels are inversely related to T3 & T4 levels. In primary hypothyroidism TSH levels are high while T3&T4 levels are low whereas in primary hyperthyroidism TSH levels are low with high T3&T4 levels. A low T3 & T4 in the presence of low or normal TSH indicates hypothalamic or pituitary dysfunction. A high TSH in the presence of normal or high T4 suggests inappropriately low TSH secretion.  
INCREASED LEVELS are seen in primary hypothyroidism, inappropriate TSH secretion, systemic illness, rarely in TSH secreting pituitary tumours ( secondary hyperthyroidism).  
DECREASED LEVELS are seen in secondary hypothyroidism, Hyperthyroidism.

(NOTE - INFORMATION GIVEN ABOVE IS ABOUT THE COMMON CONDITION IN RELATION TO THE TEST)

\*\*\* End of Report \*\*\*

CYGNUS MLS HOSPITAL  
Plot No. 4, Main Kanjhawala Road  
Near Bahi Mandir, Rama Vihar  
DELHI-110081

*Sonal*  
**DR SONAL SHARMA**  
MBBS, MD  
PATHOLOGIST

*Devan*  
**DR DEVAN**  
MBBS, MD PATHOLOGIST

*Rashmi*  
**DR SHAHEEN BHAT**  
MBBS, MD  
Consultant Microbiologist

**DR RASHMI BAHRI**  
MBBS(MAMC)  
MD MICROBIOLOGY



Android App to save past reports  
Home sample collection  
Online Reports

www.ganeshdiagnostic.com  
ganeshdiagnostic  
ganeshdiagnos  
ganeshdiagnostics

Printed By:  
**CALL 47-444-444**  
**AMBULANCE SERVICE**  
24 HOURS 365 DAYS

REQ : 23/09/2023  
REPORT : 23/09/2023LOC REQ NO : 149911  
PATIENT'S NAME : MR. HEMROM ROBIN  
AGE / SEX : 32 Y/ M  
REFD BY : DR. CMO**USG WHOLE ABDOMEN**

**Liver** is normal in size and echotexture. No apparent focal lesion is seen. The intrahepatic biliary radicals are not dilated. Portal vein is normal in diameter.

**Gall bladder** is adequately distended. Wall thickness is normal. No apparent calculus / mass is seen.

CBD is normal in caliber with clear lumen.

**Pancreas** appears normal in size and echotexture.

**Spleen** appears normal in size and shows echotexture.

**Right kidney shows a calculus of size 3.6 mm.**

Both kidneys appears normal in size, shape and echotexture. No mass lesion is seen.

Both kidneys show normal parenchymal echotexture.

Cortical thickness and corticomedullary differentiation is maintained.

No apparent calculus / hydronephrosis is seen on left side.

**Urinary bladder** is adequately distended. Wall thickness is normal. No apparent calculus / mass is seen.

**Prostate** appears normal in size, shape and echotexture.

No significant lymphadenopathy is noted. No free fluid is seen.

  
**Dr. Ankit**  
**Consultant Radiologist**  
**DMC:64918****Operator: Ms. Anjali**

Please correlate clinically and with other diagnostic techniques for diagnosis

**NOTE: Not valid for medico-legal purpose**

  
**CYGNUS MLS HOSPITAL**  
Plot No. 4, Main Kanjhawala Road  
Near Balaji Mandir, Rama Vihar  
Delhi - 110081

LOC REQ NO : 149911  
PATIENT'S NAME : MR. HEMROM ROBIN  
AGE / SEX : 32 YRS / M  
REFD BY : DR. CMO

REQUISITION : 23/09/2023  
REPORT : 23/09/2023

CHEST SKIAGRAM (PA VIEW)

- Bilateral lung parenchyma apparently normal.
- Bilateral hila appears normal
- Both CP angle appears clear
- Cardiac size appears normal.
- Visualized bony cage appear normal.

  
**Dr. Ankit**  
**Consultant Radiologist**  
**DMC:64918**

Please correlate clinically and with other diagnostic techniques for diagnosis  
NOTE: Not valid for medico-legal purpose

  
CYGNUS MLS HOSPITAL  
Plot No. 4, Main Kanjhawala Road  
Near Balaji Mandir, Rama Vihar  
DELHI-110081

**OPD PRESCRIPTION**

106991

Name Robin Hemrom Age & Sex 32/M UHID 149911 Date 23/9/23

S/O, W/O, D/O JOHN HEMROM Tel. No. 9953337629

Weight :

P.R.:

B.P.:

Temp.:

R.R.:

Spo2:

Allergies:

Nutritional Needs:

Past History

CC:

GPE:

Systemic Ex.

Chest:

CVS:

Other

Investigations

For routine exam<sup>n</sup>

H/O RR 10' transplant failure

PU-ue

PP-ue

M-C-O

GR

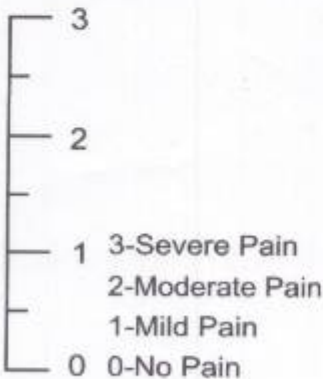
R

① 610 Myloaid 0000 x 1month

king

**Dr. RIMA SHARMA**  
MBBS, DOMS, DNB  
Consultant Ophthalmologist  
DMC No. 95

Pain Score



**OPD PRESCRIPTION**

100303

Name Rabin Hemrom Age & Sex 32 UHID \_\_\_\_\_ Date 25/9/2023  
 S/O, W/O, D/O JOHN HEMROM Tel. No. 995333 7629

Weight :

P.R.:

B.P.:

Temp.:

R.R.:

Spo2:

Allergies:

Nutritional Needs:

Past History

Lopid

CC:

GPE:

~~No active medical  
 interventions  
 required~~

Systemic Ex.

20 ROSUAS

Chest:

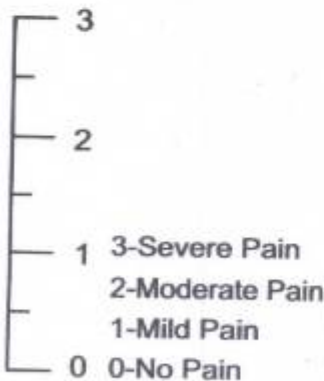
CVS:

Other

Dr. Raghuvinder Prashar  
 MBBS, M.D.  
 General Medicine  
 DMC No. 24745

Investigations

Pain Score



**OPD PRESCRIPTION**

104386

Name Robin Hemrom Age & Sex 32y / M UHID 149911 Date 26/9/2023  
 S/O, W/O, D/O JOHN HEMROM Tel. No. 9153337629

Weight :  
P.R.:  
B.P.:  
Temp.:  
R.R.:  
Spoz:

CC: for routine ENT exam<sup>n</sup>

GPE:

NO ENT complaints.  
O/E Ear HL TM Intact (N)  
O/OP - NAD.

Allergies:  
Nutritional Needs:

Systemic Ex.

Chest:

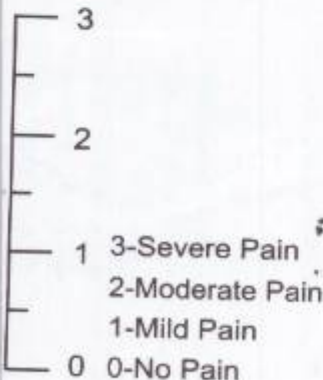
CVS:

Other

Investigations

*Dr. Shipra Mittal*  
 MBBS, DNB (Consultant ENT)  
 DMC No. R/6353

Pain Score

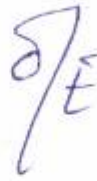


www.cygnushospitals.com

**OPD PRESCRIPTION**

106640

Name Robin Age & Sex 32y/M UHID 149911 Date 26/09/23  
 S/O, W/O, D/O JOHN HERROM Tel. No. 9953337629

Weight :	CC:
P.R.:	
B.P.:	
Temp.:	
R.R.:	
Spo2:	
Allergies:	Systemic Ex.
Nutritional Needs:	Chest: <u>876 / 678</u> <u>Stains FT</u>
Past History	CVS:
	Other: <u> </u>
	Investigations

  
**DR. PRAGATI PARASHAR**  
 BDS, MDS, DDC-A12966  
 Dental Surgeon

