

17/11/2011 15:51

Phobani Kumaraswamy

301M

24/10/12

HR : 70
 PR : 150
 P-R-T : 153
 QRS : 84
 QT/QTc : 342/395
 P/QRS/T : 47/10/45
 HV/ST/STc : 0.480/1.0/5.0
 RV5/STV1 : 1.9/0

Sinus bradycardia
 T. Manojkumar
 MD, FRCPC
 Associate Consultant, Cardiology
 Reg No. G-50810



skil



Heart & General Clinic

Icure Heart & Diet Clinic, 402, Epsilon tower, opp Pasha bhai park, Race course, Vadodara

:: PERSONAL HEALTH REPORT ::

Name: <u>Dheeraj Kumar Verma</u>	*DATE: <u>24/09/22</u>
SR. NO. _____	SEX: <u>male</u>
AGE: <u>30</u>	HEIGHT: <u>170 cm.</u>
ADDICTION: <u>No</u> Tobacco/Gutkha/Smoking/Alcohol	WEIGHT: <u>90 kg.</u>

HISTORY

- Present History : No
- Past Illness History : No Diabetes/Hypertension/Tuberculosis/Asthma/Epilepsy No
- Past Occupational History : No
- Family History : No
- Personal History : No
- Addiction : No Tobacco/Gutkha/Smoking/Alcohol

GENERAL EXAMINATION

T.P.R. : 73/min B.P. : 122/80 mm Hg :

Pallor/Icterus/Cyanosis/Varicosity/Lymph Nodes/Thyroid/Oedema/NVE/Other :

SYSTEMIC EXAMINATION

- R.S. : Normal
- C.V.S. : Normal
- C.N.S. : Normal
- A.S. : Normal
- Musculo-skelet System : Normal

E.N.T. Ex.	<u>Normal</u>	ACUITY OF VISION		RT EYE	LT EYE
Dental Ex.	<u>No</u>	Without Glass	DISTANT	6/	6/
Skin Ex.	<u>No</u>		Near	6/	6/
Psychic Ex.	<u>No</u>	With Glass	DISTANT	<u>1.0</u> 6/ 6	6/ 6
		COLOUR BLINDNESS		<u>NAD</u>	

REMARK

ADVICE

The Worker is **FIT** / **UNFIT** for the assigned job.



Dr. Krish P. Vaidya
 MD, PGCC
 Associate Consultant-Cardiology
 Reg. No. 18005AD

MD G-50510, CIH

B बैंक ऑफ़ वड़ोदा
Bank of Baroda

नाम
Name धीरज कुमार वर्मा
DHEERAJ KUMAR VERMA
उत्सवसे फूट प्र.
E.C. No. 126590




[Handwritten Signature]

जारीकर्ता प्राधिकारी
Issuing Authority

[Handwritten Signature]

धारक के हस्ताक्षर
Signature of Holder



[Handwritten Signature]

भारत सरकार
Government of India

Dheeraj Kumar Verma
Date of Birth/DOB: 07/07/1992
Male/ MALE

7198 3797 1794

मेरा आधार, मेरी पहचान

2D Echocardiography & Color Doppler Report

iCure Hear care, 402, Epsilon tower, opp Pasha bhai park, Race course, Vadodara

Patient Name: Mr Dhiraj Kumar Verma

Date: 24 / 09 / 2022

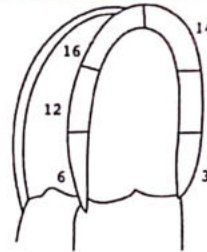
Age, Gender: male - 30 Years

M. Mode Study:

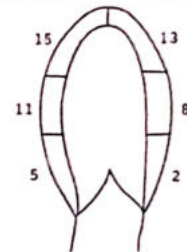
LA	34	IVS	10	PWD	10
AO	25	LVDs	30	LVDD	48

Doppler Study:

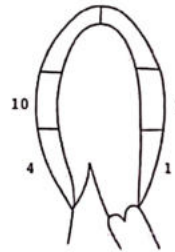
Mitral Valve	E: 1.63 A: 1.05
Aortic Valve	Normal
Tricuspid Valve	Normal
Pulmonary Valve	Normal



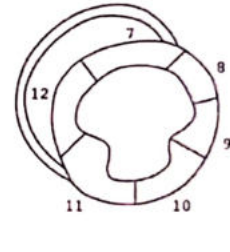
Apical
4 chamber view



Apical
2 chamber view



Apical
3 chamber view



Parasternal short
axis view

Conclusion:

- **Normal LV Systolic function**
- **LVEF: 63 % ,No RWMA**
- **Cardiac Chambers: Normal**
- **Diastolic function: No LVDD**
- **TR: No PAH: No , RVSP: 15 mmhg**
- **No Ms , No MR**
- **No AR , No AS**
- **ASD/VSD/PDA/Co-A : No**
- **No Clots or vegetations found**
- **IVC: Normal**

Note:

Normal 2D echo report does not rule out cardiac diseases
this report shall not be used for Medico legal purposes,
Clinical Correlation advisable.



Dr. Krish P. Vaidya
MD, PDCC
Associate Consultant-Cardiology
Reg.No.G-50510

Dr. Krish P Vaidya
Consultant Cardiologist, Diabetologist
& General Physician


Heart & General Clinic

iCure Heart & Diet Clinic, 402, Epsilon tower, opp Pasha bhai park, Race course, Vadodara

NAME : Mr Dhiraj Kumar Verma	AGE: 30 Y/M	DATE : 24/09/2022
------------------------------	-------------	-------------------

ULTRASOUND WHOLE ABDOMEN

(Screening Only)

Liver is normal in size and shows normal parenchymal reflectivity. No focal lesion is seen. Hepatic veins appear normal. There is no evidence of any dilated intra hepatic biliary radicals.

Portal Vein appears normal in diameter. **Common Bile Duct** is of normal diameter.

Gallbladder is distended with normal wall thickness. There is no evidence of gallstones. No evidence of peri-cholecystic fluid or probe tenderness.

Pancreas is normal in size and shows homogenous reflectivity. There is no evidence of any calcification or ductal dilatation.

Spleen is normal size and shows a homogenous echotexture. There is no evidence of any focal lesion.

Both Kidneys are normal in position and size. They show normal cortical reflectivity and cortico-medullary distinction. Right kidney measures 88x37mm. Left kidney measures 98x39mm. There is no evidence of renal calculi, hydronephrosis or mass seen.

Bladder is well distended and shows normal wall thickness. No evidence of intra-luminal mass or calculi.

Prostate gland is normal in size. It has smooth outlines and normal reflectivity. There is no evidence of ascites.

No evidence of any gross bowel mass seen.

No evidence of any aorto-caval or mesenteric root lymphadenopathy.

Appendix cannot be imaged. No mass or collection in right iliac fossa.

CONCLUSION: No sonographic abnormality is seen.



DR. MEHUL PRAJAPATI
CONSULTANT RADIOLOGIST




Heart & General Clinic

iCure Heart& Diet Clinic, 402, Epsil on tower, opp Pasha bhai park, Race course, Vadodara



Sunny K. Machhi
+91 87585 30074
+91 83205 61551
sunnydigitalexray@yahoo.com

NAME	DHIRAJKUMAR VERMA	AGE/SEX	30/MALE
REF BY	ICURE HEART & DIET CLINIC	DATE	24/09/22

X-RAY CHEST PA VIEW (PORTABLE)
FINDING

BOTH LUNGS FIELDS ARE NORMAL .
REMAINING LUNG FIELDS ARE NORMAL.
BOTH COSTOPHRENIC RECESS ARE CLEAR.
CARDIAC SIZE WITHIN NORMAL LIMITS.
MEDIASTINUM AND BONY THORACIC CAGE REVEAL NO ABNORMALITY.

IMPRESSION :NORMAL LUNGS HEART AND MEDIASTUINUM..



DR.HIMANI VIRAPARA
Regn. No: G.28771
M.D. [Radiodiagnosis]
(CONSULTANT RADIOLOGIST)



R

DHIRAJKUMAR VERMA 30Y 24092218 M CHEST PA 9/24/2022
SUNNY DIGITAL X-RAY SERVICES 8758530074





BARODA DIAGNOSTIC LABORATORY


Name : DHIRAJ KUMAR VERMA
Ref By : ICURE HEART & DIET CLINIC

Age/Sex : 30 Yrs./M
Date : 24/09/2022
Report ID. : 10

EXAMINATION OF URINE

TEST	RESULT	UNIT
Sample	: FASTING	
PHYSICAL EXAMINATION		
Quantity	: 20	mL
Colour	: COLOURLESS	
Transparency	: CLEAR	
Specific Gravity	: 1.003	
Reaction	: ACIDIC	
Deposits	: ABSENT	
CHEMICAL EXAMINATION		
Albumin	: NIL	
Sugar	: Nil	
Acetone	: ABSENT	
Bile Salts	: ABSENT	
Bile Pigments	: ABSENT	
Urobilinogen	: NORMAL : ~ < 1.0 mg/dL	
Occult Blood	: ABSENT	
Nitrate	: ABSENT	
MICROSCOPIC EXAMINATION		
Pus Cells	: 0-1 / hpf	
RBC	: NIL	
Epithelial Cells	: NIL	
Cystals	: Nil	
Amorphous Phosphate	: NIL	
Cast	: NIL	

END OF REPORT



24 HOURS
OPEN 365 DAYS

Dr. Neeraj Tiwari
(MD)
Consultant Pathologist
(Reg. No. G-54530)

Dr. Gita Brijani
(MD)
Consultant Pathologist
(Reg. No. G-46004)

302, Trivia Complex, Natubhai Circle, Race Course, Vadodara. ☎ +91 8866009950 / 7405009950 ✉ bdl95950@gmail.com

Laboratory results serve as an aid to diagnosis & should be interpreted in relation to clinical findings. Please refer back to laboratory in case of any discrepancy



BARODA DIAGNOSTIC LABORATORY

Name : DHIRAJ KUMAR VERMA
Ref By : ICURE HEART & DIET CLINIC

Age/Sex : 30 Yrs./M
Date : 24/09/2022
Report ID. : 10

HAEMOGRAM PROFILE

TEST

RESULT

Blood Group : " B "
Rh Factor : " POSITIVE "
(Anti D.)

BIOCHEMISTRY

FASTING (FBS)

Blood Glucose : 99.0 mg/dL 70 - 110 mg/dL

POST-PRANDIAL

Blood Glucose : 114.0 mg/dL 80 - 140 mg/dL

Done By Fully Auto Analyzer MIURA, A-1004

END OF REPORT



Dr. Neelai Tiwari
(MD)
Consultant Pathologist
(Reg. No. G-54530)

Dr. Priya Kripiani
(MD)
Consultant Pathologist
(Reg. No. G-46004)





BARODA DIAGNOSTIC LABORATORY

302, Trivia Complex, Natubhai Circle, Race Course, Vadodara. ☎ +91 8866009950 / 7405009950 ✉ bdl95950@gmail.com



* 2 0 9 1 0 *

Patient's name : Dheerajkumar Verna
Age/Sex : 30 Years/Male
Referred by : C/o. I Cure Heart & Diet Clinic
Sample From : LAB
UHID :
Reg. ID : icure-56-19
Accession : 20910
Reg. Date : 24/09/2022
Collection Time : 24/09/2022 14:21

THYROID FUNCTION

Sample Type: Serum

Test Name	Result	Units	Biological Reference Interval
TOTAL T3 :	1.633	ng/ml	0.84 - 2.0
TOTAL T4 :	<u>4.859</u>	ug/dl	5.1 - 14.0
TSH :	1.506	mIU/L	0.25 - 5.0

Method : CLIA



LAB
LAB USE ONLY (Entered by :OP1 Enter Date/Time:24/09/2022 17:59:00) (Verify by :OP1 Verify Date/Time:24/09/2022 17:59:00)





BARODA DIAGNOSTIC LABORATORY

302, Trivia Complex, Natubhai Circle, Race Course, Vadodara. ☎ +91 8866009950 / 7405009950 ✉ bdl95950@gmail.com



* 2 0 9 1 0 *

Patient's name	: Dheerajkumar Verma	Reg. ID	: icure-56-19
Age/Sex	: 30 Years/Male	Accession	: 20910
Referred by	: C/o. I Cure Heart & Diet Clinic	Reg. Date	: 24/09/2022
Sample From	: LAB	Collection Time	: 24/09/2022 14:21
UHID	:		

HbA1C REPORT

Sample Type: EDTA

Test Name	Result	Units	Biological Reference Interval
HbA1C :	5.77	%	Excellent control: 4.2-6.2 Good Control : 6.3-7.2 Fair Control : 7.3-8.2 Poor Control : >8.3
Mean Blood Glucose levels : of last 03months	119.0	mg/dl	

NOTE

*As per the new 2009 update of American Diabetes Association regarding HbA1C & Mean Blood Glucose relationship.

This test is used to monitor diabetic patients compliance with the therapeutic regimen and long term blood glucose control. It's level is proportional to both the average blood glucose concentration and the life span of the red blood cells (RBC) in circulation. HbA1c values are free of day to day glucose fluctuations and are unaffected by exercise or recent food intake.



LAB

LAB USE ONLY (Entered by :OP1 Enter Date/Time:24/09/2022 17:59:00) (Verify by :OP1 Verify Date/Time:24/09/2022 17:59:00)





BARODA DIAGNOSTIC LABORATORY

302, Trivia Complex, Natubhai Circle, Race Course, Vadodara. ☎ +91 8866009950 / 7405009950 ✉ bdl95950@gmail.com



Patient's name : Dheerajkumar Verma
Age/Sex : 30 Years/Male
Referred by : C/o. I Cure Heart & Diet Clinic
Sample From : LAB
UHID :
Reg. ID : icure-56-19
Accession : 20910
Reg. Date : 24/09/2022
Collection Time : 24/09/2022 14:21

LIPID PROFILE

Sample Type: Serum

Test Name	Result	Units	Biological Reference Interval
Cholesterol :	<u>265</u>	mg/dl	0 - 200
Triglyceride :	<u>311</u>	mg/dL	0 - 150
HDL - Cholesterol :	48	mg/dL	35 - 65
LDL - Cholesterol :	<u>145</u>	mg/dL	0 - 130
VLDL - Cholesterol :	<u>62.2</u>	mg/dL	0 - 30
Total Cholesterol/HDL Ratio :	5.52		1 - 6
LDL / HDL Cholesterol Ratio :	3.02		0 - 3.5

Done on Fully automated biochemistry analyser - COBAS C 111



LAB
LAB USE ONLY (Entered by :OP1 Enter Date/Time:24/09/2022 17:59:00) (Verify by :OP1 Verify Date/Time:24/09/2022 17:59:00)





BARODA DIAGNOSTIC LABORATORY

302, Trivia Complex, Natubhai Circle, Race Course, Vadodara. ☎ +91 8866009950 / 7405009950 ✉ bd195950@gmail.com



Patient's name : Dheerajkumar Verma
Age/Sex : 30 Years/Male
Referred by : C/o. I Cure Heart & Diet Clinic
Sample From : LAB
UHID :

Reg. ID : icure-57-19
Accession : 20911
Reg. Date : 24/09/2022
Collection Time : 24/09/2022 14:22

HIV HBsAg

<u>Test</u>	<u>Result</u>	<u>Normal Range</u>
Test for HIV 1 Antibodies :	Non reactive	Non reactive
Test for HIV 2 Antibodies :	Non reactive	Non reactive
HBsAg : (Hepatitis B surface Antigen)	Negative	Negative

Note: The above tests are done as a screening procedure.
: If clinically suspected, confirmation by ELISA is recommended.
: Rarely false negativity/positivity may occur.



LAB
LAB USE ONLY (Entered by :AP Enter Date/Time:24/09/2022 16:27:00) (Verify by :OP1 Verify Date/Time:24/09/2022 18:00:00)



BARODA DIAGNOSTIC LABORATORY

302, Trivia Complex, Natubhai Circle, Race Course, Vadodara. ☎ +91 8866009950 / 7405009950 ✉ bd195950@gmail.com




Patient's name : Dheerajkumar Verma
Age/Sex : 30 Years/Male
Referred by : C/o. I Cure Heart & Diet Clinic
Sample From : LAB
UHID :

Reg. ID : icure-57-19
Accession : 20911
Reg. Date : 24/09/2022
Collection Time : 24/09/2022 14:22

RENAL FUNCTION TEST

Test Name	Result	Units	Biological Reference Interval
Urea :	16	mg/dl	10 - 50
Bun (Calculated) :	7.5	mg/dl	0 - 18
Creatinine :	0.89	mg/dl	0.4 - 1.5
Uricacid :	4.13	mg/dl	3.4 - 7.0

Done on Fully automated biochemistry analyser - COBAS C 111



LAB
LAB USE ONLY (Entered by :AP Enter Date/Time:24/09/2022 16:27:00) (Verify by :OP1 Verify Date/Time:24/09/2022 18:00:00)



BARODA DIAGNOSTIC LABORATORY

302, Trivia Complex, Natubhai Circle, Race Course, Vadodara. ☎ +91 8866009950 / 7405009950 ✉ bdl95950@gmail.com



Patient's name : Dheerajkumar Verma
Age/Sex : 30 Years/Male
Referred by : C/o. I Cure Heart & Diet Clinic
Sample From : LAB
UHID :

Reg. ID : icure-57-19
Accession : 20911
Reg. Date : 24/09/2022
Collection Time : 24/09/2022 14:22

LIVER FUNCTION TEST

Sample Type: Serum

Test Name	Result	Units	Biological Reference Interval
S.G.P.T (ALT) :	18	U/L	0 - 40
S.G.O.T (AST) :	17	U/L	0 - 37
ALK.PHOSPHATASE :	43	U/L	40 - 130
G.G.T :	18.6	U/L	8 - 78
<u>Bilirubin</u>			
Total :	0.21	mg/dl	0.2 - 1.0
Direct :	0.14	mg/dl	0 - 0.6
Indirect :	0.07	mg/dl	0 - 0.5
<u>Serum Proteins</u>			
Total Protein :	7.20	gms/dl	6.4 - 8.3
Albumin :	4.13	gms/dl	3.8 - 4.4
Globulins :	3.07	gms/dl	2.3 - 3.5
A/G Ratio :	1.35		0.9 - 2.9

Done on Fully automated biochemistry analyser - COBAS C 111



Page 3 of 5

LAB
LAB USE ONLY (Entered by :AP Enter Date/Time:24/09/2022 16:28:00) (Verify by :OP1 Verify Date/Time:24/09/2022 18:00:00)





BARODA DIAGNOSTIC LABORATORY

302, Trivia Complex, Natubhai Circle, Race Course, Vadodara. ☎ +91 8866009950 / 7405009950 ✉ bdl95950@gmail.com



Patient's name : Dheerajkumar Verma
Age/Sex : 30 Years/Male
Referred by : C/o. I Cure Heart & Diet Clinic
Sample From : LAB
UHID :

Reg. ID : icure-57-19
Accession : 20911
Reg. Date : 24/09/2022
Collection Time : 24/09/2022 14:22

COMPLETE BLOOD COUNT

Sample Type: EDTA

Test Name	Result	Units	Biological Reference Interval
<u>Blood Counts</u>			
Haemoglobin :	14.0	Gms%	13.5 - 18.0
Total R.B.C. :	<u>4.11</u>	mill/c.mm	4.7 - 6.0
Total W. B. C. :	7120	/cu mm	4000 - 10500
Platelet Count :	272000	/cu.mm	1,50,000 - 4,50,000
<u>Differential Count</u>			
Neutrophils :	63	%	40 - 70
Lymphocytes :	34	%	20 - 40
Eosinophils :	<u>00</u>	%	1 - 4
Monocytes :	03	%	2 - 6
Basophils :	00	%	0 - 01
<u>Blood Indices</u>			
P. C. V :	<u>35.2</u>	%	42 - 52
M. C. V. :	85.6	fl	78 - 100
M.C.H :	<u>34.1</u>	pg	27 - 31
M. C. H. C :	<u>39.8</u>	%	32 - 36
R.D.W :	13.0	%	11.5 - 14.0
<u>E.S.R.(Westergren Method)</u>			
After one hour :	<u>12</u>	mm	1 - 7

Page 5 of 5



LAB
LAB USE ONLY (Entered by .AP Enter Date/Time.24/09/2022 16:29:00) (Verify by .OP1 Verify Date/Time.24/09/2022 16:00:00)

