



LETTER OF APPROVAL / RECOMMENDATION

To,

The Coordinator,
Mediwheel (Arcofemi Healthcare Limited)
Helpline number: 011- 41195959

Dear Sir / Madam,

Sub: Annual Health Checkup for the employees of Bank of Baroda

This is to inform you that the following employee wishes to avail the facility of Cashless Annual Health Checkup provided by you in terms of our agreement.

PARTICULARS	EMPLOYEE DETAILS
NAME	MR. PANDEY SUDHIR KUMAR
EC NO.	179052
DESIGNATION	HEAD CASHIER "E"_II
PLACE OF WORK	FARUKHABAD,FATEHGARH
BIRTHDATE	01-05-1979
PROPOSED DATE OF HEALTH CHECKUP	24-09-2022
BOOKING REFERENCE NO.	22S179052100026216E

This letter of approval / recommendation is valid if submitted along with copy of the Bank of Baroda employee id card. This approval is valid from **20-09-2022** till **31-03-2023** The list of medical tests to be conducted is provided in the annexure to this letter. Please note that the said health checkup is a **cashless facility** as per our tie up arrangement. We request you to attend to the health checkup requirement of our employee and accord your top priority and best resources in this regard. The EC Number and the booking reference number as given in the above table shall be mentioned in the invoice, invariably.

We solicit your co-operation in this regard.

Yours faithfully,

Sd/-

Chief General Manager
HRM Department
Bank of Baroda

(Note: This is a computer generated letter. No Signature required. For any clarification, please contact Mediwheel (Arcofemi Healthcare Limited))

P.O. Box No. 1947
Bengaluru-560 001

www.uidai.gov.in

help@uidai.gov.in



www



Address :
S/O Mata Prasad Pandey, 6, Lodhewala
Nagar, Ganesh Pur, Saiyangotha, Kanpur
Nagar,
Uttar Pradesh - 208021

पता :
S/O माता प्रसाद पाण्डेय, 6, लोदखेर नगर,
गणेश पुर, सायंगोथा, कानपुर नगर,
उत्तर प्रदेश - 208021

भारतीय विहित प्रदान प्राधिकरण
भारत सरकार



भारत सरकार
GOVERNMENT OF INDIA



सुधीर कुमार पाण्डेय
SUDHIR KUMAR PANDEY
जन्म तिथि/DOB: 01/05/1979
पुरुष/ MALE

Handwritten signature


Dr. K. C. BHARADWAJ
M.B.B.S., D. C.A.P.
Reg. No. 32749



2312 8349 0152

मेरा आधार, मेरी पहचान

Info Diagnostic Centre
24/22, Karachi Khana
Mall Road, Kanpur



Indo 1 Diagnostic Centre
24/22, Karachi Khana
Mall Road, Kanpur

K. C. Bharadwaj

Dr. K. C. BHARADWAJ
M.B.B.S., D. CARD
Reg. No. 32749



DR. A.K. GUPTA

M.B.B.S., D.C.P., I.A.P.M., P.M.H.S.
Ex Chief Medical Superintendent
Senior Consultant

ASHMEE CARE

ULTRASOUND

&

CARDIO CENTRE

2D ECHO ★ COLOUR DOPPLER ★ ULTRASOUND ★ TMT ★ ECG

NAME OF PATIENT: MR. SUDHIR KUMAR MISHRA

AGE: 43 SEX: M

REF. BY: DR. I.D.C

DATE: 24-09-2022

ULTRASOUND REPORT WHOLE ABDOMEN

LIVER : LIVER IS ENLARGED IN SIZE 155.5MM NO FOCAL LESION SEEN .THE INTRA-HEPATIC BILLIARY RADICALS ARE NORMAL .THE HEPATIC VEINS ARE NORMAL.

PORTAL VIEN : NORMAL IN COURSE & CALIBER

GALL BLADDER : WELL DISTENDED, NORMAL WALL THICKNESS .IT HAS AN ECHO FREE LUMEN & THERE IS NO EVIDENCE OF GALLSTONES

C B D : NORMAL IN COURSE & CALIBER.

PANCREAS : NORMAL IN SIZE, SHAPE AND ECHO TEXTURE. PANCREATIC DUCT IS NORMAL IN COURSE & CALIBER. NO FOCAL LESION SEEN.

RT. KIDNEY : NORMAL IN SIZE. POSITION AND AXIS. THE CORTICOMEDULLARY DIFFERENTIATION IS WELL MAINTAINED. NO CALCULUS/HYDRONEPHROSIS LESION SEEN.

LT. KIDNEY : NORMAL IN SIZE. POSITION AND AXIS. THE CORTICOMEDULLARY DIFFERENTIATION IS WELL MAINTAINED. NO CALCULUS/HYDRONEPHROSIS LESION SEEN.

SPLEEN : SPLEEN IS NORMAL IN SIZE 121. 1MM .SPLENIC VEIN IS NORMAL IN DIAMETER.

U. BLADDER : NORMAL IN SIZE SHAPE AND OUTLINE. ITS WALL THICKNESS IS NORMAL. NO INTRALUMINAL MASS LESION/CALCULUS NOTED. RESIDUAL URINE VOLUME 4 ML

PROSTATE : NORMAL IN SIZE & SHAPE WEIGHT 21.8 GMS . HOMOGENOUS ECHOTEXTURE

IMPRESSION : **HEPATOMEGALY**

SONOLOGIST



PNDT Registration No- PNDT/REG/94/2012

DR. RACHIT GUPTA

Attending Cardiologist, MD (Physician)
PG Diploma in Clinical Cardiology

SHOP NO.37/54, CAPITAL TOWER, MESTON ROAD, KANPUR NAGAR - 208001 ★ M.: 9307775184

Note : This report is to help clinician for better patient management. Discrepancies due to technical or typing errors should be reported within three days for correction. No compensation liability stands.

NOT FOR MEDICO LEGAL PURPOSE

Indira Diagnostic Centre, kanpur

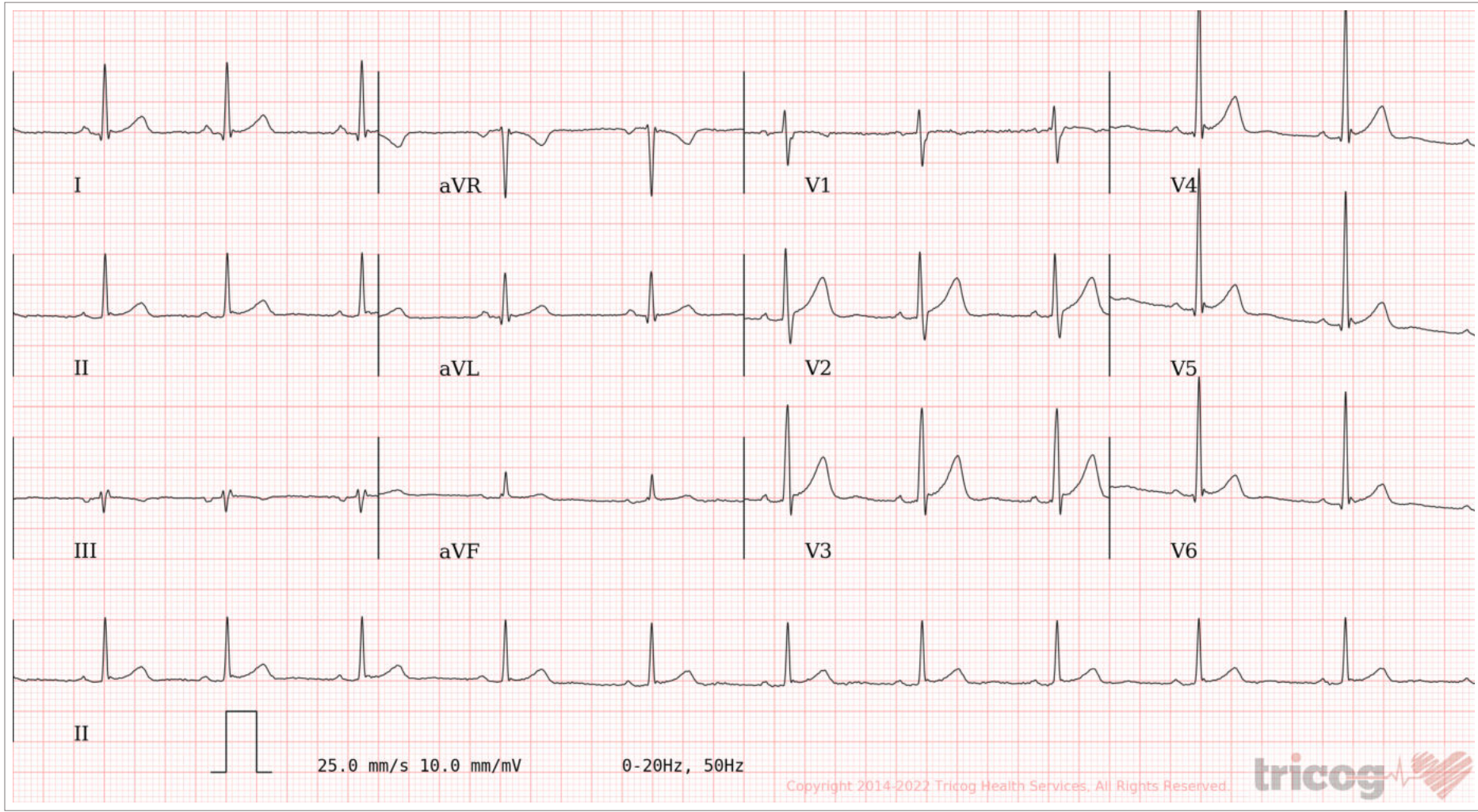



Age / Gender: 43/Male

Date and Time: 24th Sep 22 11:27 AM

Patient ID: IKNP0042062223

Patient Name: Mr.SUDHIR KUMAR PANDEY - BOBE16871



AR: 66bpm VR: 66bpm QRSD: 80ms QT: 360ms QTc: 377ms PRI: 156ms P-R-T: 17° 29° 24°

ECG Within Normal Limits: Sinus Rhythm, Normal Axis. Please correlate clinically.

AUTHORIZED BY

Dr. Charit
MD, DM: Cardiology

63382

REPORTED BY

Dr. Bharati R

72470

Disclaimer: Analysis in this report is based on ECG alone and should only be used as an adjunct to clinical history, symptoms and results of other invasive and non-invasive tests and must be interpreted by a qualified physician.