

Name : Mr. SANTOSH BEHERA KUMAR

Age: 43 Y

UHID:CKOR.0000248145

Sex: M

Address : kmg

OP Number:CKOROPV389171

Plan : ARCOFEMI MEDIWHEEL MALE AHC CREDIT PAN
INDIA OP AGREEMENT

Bill No :CKOR-OCR-79154

Date : 25.11.2023 09:49

Sno	Service Type/ServiceName	Department
1	ARCOFEMI - MEDIWHEEL - FULL BODY ANNUAL PLUS MALE - TMT - PAN INDIA - FY2324	
1	URINE GLUCOSE(FASTING)	
2	GAMMA GLUTAMYL TRANSFERASE (GGT)	
3	HbA1c, GLYCATED HEMOGLOBIN	
4	LIVER FUNCTION TEST (LFT)	
5	X-RAY CHEST PA	
6	GLUCOSE, FASTING	
7	HEMOGRAM + PERIPHERAL SMEAR	
8	ENT CONSULTATION	
9	CARDIAC STRESS TEST(TMT) <i>Week IV 23</i>	
10	FITNESS BY GENERAL PHYSICIAN	
11	DIET CONSULTATION	
12	COMPLETE URINE EXAMINATION	
13	URINE GLUCOSE(POST PRANDIAL)	
14	PERIPHERAL SMEAR	
15	ECG <i>A</i>	
16	BLOOD GROUP ABO AND RH FACTOR	
17	LIPID PROFILE	
18	BODY MASS INDEX (BMI)	
19	OPHTHAL BY GENERAL PHYSICIAN <i>II 20 ✓</i>	
20	RENAL PROFILE/RENAL FUNCTION TEST (RFT/KFT)	
21	ULTRASOUND - WHOLE ABDOMEN <i>R. NO - 17</i>	
22	THYROID PROFILE (TOTAL T3, TOTAL T4, TSH)	
23	DENTAL CONSULTATION	
24	GLUCOSE, POST PRANDIAL (PP), 2 HOURS (POST MEAL)	

*25) physio - R.no - (24) 11
 opthal screening opp 2m 11*

*Ht - 166 cm
 wt - 87. kg*



DR. MAHABALESHWAR.M
MBBS.(MYS), MD(AIIMS DELHI)FICS
D.O (JIPMER)
REG.NO:KMC:9748

DATE: 25/11/23
OP NO:

THE APOLLO MEDICAL CENTER KORAMANGALA

NAME: Santh. Kumar
AGE : 43
GENDER: M

OPHTHALMIC REPORT

Info diabetes - 1291

RIGHT EYE

LEFT EYE

GENERAL APPEARANCE

VISION - DISTANCE

WITHOUT GLASS

6/60

6/60

WITH GLASS

GLASS POWER

NEAR

WITHOUT GLASS

NG

NG

WITH GLASS

GLASS POWER

COLOUR

— normal

ANTERIOR SEGMENT:-

FUNDUS

— no evidence of DR

I.O.P: DIGITAL

DOCTOR SIGNATURE

OPHTHAL REPORT

NAME: Santosh

AGE: 43

GENDER: MALE/FEMALE

RIGHT EYE

	SPH	CYL	AXIS
DV	<u>1.00</u>	<u>-</u>	<u>-</u>
NV	<u>+1.25</u>		

LEFT EYE

	SPH	CYL	AXIS
DV	<u>1.00</u>	<u>-</u>	<u>-</u>
NV	<u>+1.25</u>		

REMARK: Blu

DATE: 25/11/23

28
OPTOMETRIST

BRING THIS PRESCRIPTION IN YOUR NEXT VISIT



DR VIJAYA LAKSHMI M
M.B.B.S, D.L.O, D.N.B(ENT)
Phone No.9972044580,080-25633823/24/23

25/11/23

HEALTH CHECK- ENT

NAME: *Sarthak Belur Kumar* **AGE:** *43*

EAR: **RE:** **LE:**

EXTERNAL EAR
MIDDLE EAR
INNER EAR (FN) *Normal*

HEARING ASSESSMENT: **RE:** **LE:**

RHINNE
WEBER
ABC *Normal*

NOSE	THROAT
AIRWAY	ORAL CAVITY
SEPTUM	OROPHARYNX
TURBINATES <i>Normal</i>	PHARYNX <i>Normal</i>
OTHERS	LARYNX

NECK
NECK NODES
OTHER *Normal*

AUDIOMETRY

IMPRESSION *Normal*

[Signature]
SIGNATURE:

Patient Name : Mr SANTOSH BEHERA

Patient ID: 248145

Age :43 Year(s)

Sex : Male

Referring Doctor : H/C

Date : 25.11.2023

ULTRASOUND ABDOMEN AND PELVIS

FINDINGS:

Liver is normal in size and shows **increased** echotexture. No biliary dilatation. No focal lesion
CBD is not dilated. **Portal vein** is normal in size, course and calibre.

Gall bladder is normal without evidence of calculi, wall thickening or pericholecystic fluid.

Pancreas to the extent visualized, appears normal in size, contour and echogenicity

Spleen is normal in size, shape, contour and echopattern. No evidence of mass or focal lesions.

Right Kidney is normal in size, position, shape and echopattern. Corticomedullary differentiation is maintained. No evidence of calculi or hydronephrosis.

Left Kidney is normal in size, position, shape and echopattern. Corticomedullary differentiation is maintained. No evidence of calculi or hydronephrosis.

Urinary Bladder is well distended. Wall thickness is normal. No evidence of calculi, mass or mural lesion.

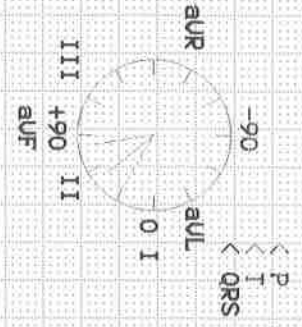
Prostate: normal in size and echotexture. There is no ascites.

IMPRESSION:

GRADE 2 -FATTY LIVER

**DR VINOD JOSEPH DNB,DMRD
RADIOLOGIST**

AGE: 43
 Measurement Results:
 PRS : 110 ms
 QT/QTcB : 386 / 450 ms
 PR : 138 ms
 P : 110 ms
 RR/PP : 736 / 745 ms
 P/ORS/T : 30 / 50 / 80 degrees
 QTd/QTcBD : 22 / 26 ms
 Sokolow : 1.8 mV
 NK : 11




Interpretation:

Normal sinus rhythm

[Signature]

Unconfirmed report.



GE MAC1200 ST MR SANTOSH BEHERA, 0000248145, APOLLO MEDICAL CENTRE, KOPAMANGALA

Patient Name : Mr. SANTOSH BEHERA KUMAR
UHID : CKOR.0000248145
Reported By: : Dr. TOBY ABRAHAM THOMAS
Referred By : SELF

Age : 43 Y/M
OP Visit No : CKOROPV389171
Conducted Date : 26-11-2023 10:05

ECG REPORT

Observation :-

1. Normal Sinus Rhythm.
2. Heart rate is 81 beats per minutes.
3. No pathological Q wave ST changes seen.
4. Normal P,Q,R,S waves and axis, T inversion III.
5. No evidence of chamber, hypertrophy or enlargement seen.

Impression:

NORMAL RESTING ECG.

Dr. TOBY ABRAHAM THOMAS
CONSULTANT

NOTE:KINDLY TAKE A PHOTOCOPY OF THE GRAPH
FOR FUTURE REFERENCE IF NEEDED.

-----END OF THE REPORT--

Patient Name	: Mr. SANTOSH BEHERA KUMAR	Age	: 43 Y M
UHID	: CKOR.0000248145	OP Visit No	: CKOROPV389171
Reported on	: 25-11-2023 16:03	Printed on	: 25-11-2023 16:53
Adm/Consult Doctor	:	Ref Doctor	: Dr.Aishwarya

DEPARTMENT OF RADIOLOGY

X-RAY CHEST PA

Both lungs fields appear normal.

Both hila are normal.

Both costophrenic and cardiophrenic angles are normal.

The cardiac and mediastinal shadows appear normal.

Bones and soft tissues appear normal.

IMPRESSION : NORMAL STUDY.


for **DR VINOD JOSEPH DNB,DMRD**
RADIOLOGIST

Printed on:25-11-2023 16:03

---End of the Report---

APOLLO MEDICAL CENTRE
KORAMANGALA
BANGALORE

Station
Telephone:

EXERCISE STRESS TEST REPORT

Patient Name: Mr SANTOSH KUMAR B,
Patient ID: 248145
Height: 166 cm
Weight: 87 kg

DOB: 25.12.1979
Age: 43 yrs
Gender: Male
Race: Asian

Study Date: 25.11.2023
Test Type: --
Protocol: BRUCE
Medications:
ISRYAL M2, NEWTEL AM

Referring Physician: --
Attending Physician: --
Technician: --

Medical History:

--

Reason for Exercise Test:

--

Exercise Test Summary

Phase Name	Stage Name	Time in Stage	Speed [mph]	Grade [%]	HR [bpm]	BP [mmHg]	Comment
PRETEST	SUPINE	00:10	0.00	0.00	92	120/80	
	STANDING	00:14	0.00	0.00	96		
	HYPERV.	00:04	0.00	0.00	96	120/80	
	WARM-UP	00:11	0.00	0.00	90	120/80	
EXERCISE	STAGE 1	02:21	1.70	10.00	111	130/80	
	STAGE 2	03:00	2.50	12.00	125	140/80	
	STAGE 3	00:59	3.40	14.00	133		
RECOVERY		03:40	0.00	0.00	114	140/80	

The patient exercised according to the BRUCE for 6:18 min:s, achieving a work level of Max. METS: 9.90. The resting heart rate of 94 bpm rose to a maximal heart rate of 133 bpm. This value represents 75 % of the maximal, age-predicted heart rate. The resting blood pressure of 120/80 mmHg, rose to a maximum blood pressure of 160/80 mmHg. The exercise test was stopped due to --.

Interpretation

Summary: Resting ECG: normal.

Functional Capacity: normal.

HR Response to Exercise: appropriate.

BP Response to Exercise: normal resting BP - appropriate response.

Chest Pain: none.

Arrhythmias: none.

Overall impression: MODERATE EFFORT TOLERANCE.

Conclusions

STRESS TEST *NEGATIVE* FOR INDUCIBLE ISCHEMIA

Physician

Technician

A.S.D.
Dr AC Nagamani MD,DM
CARDIOLOGIST
KMC 35659

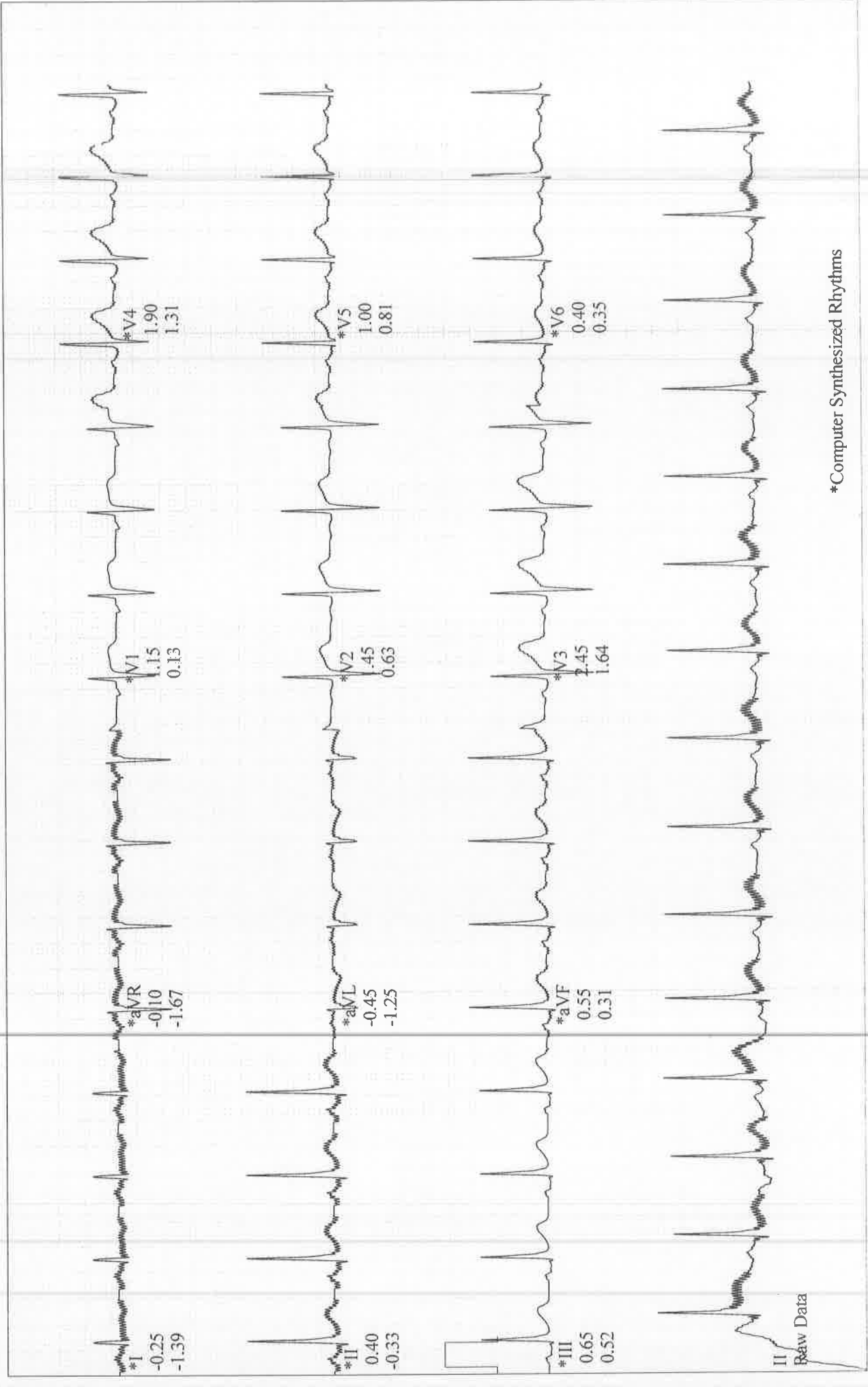
Mr SANTOSH KUMAR B,
Patient ID: 248145
25.11.2023 Male 166 cm 87 kg
2:25:03pm 43 yrs Asian

BRUCE
0.0 mph
0.0 %

PRETEST
SUPINE
00:08

93 bpm
120/80 mmHg

Lead
ST Level (mm)
ST Slope (mV/s)



*Computer Synthesized Rhythms

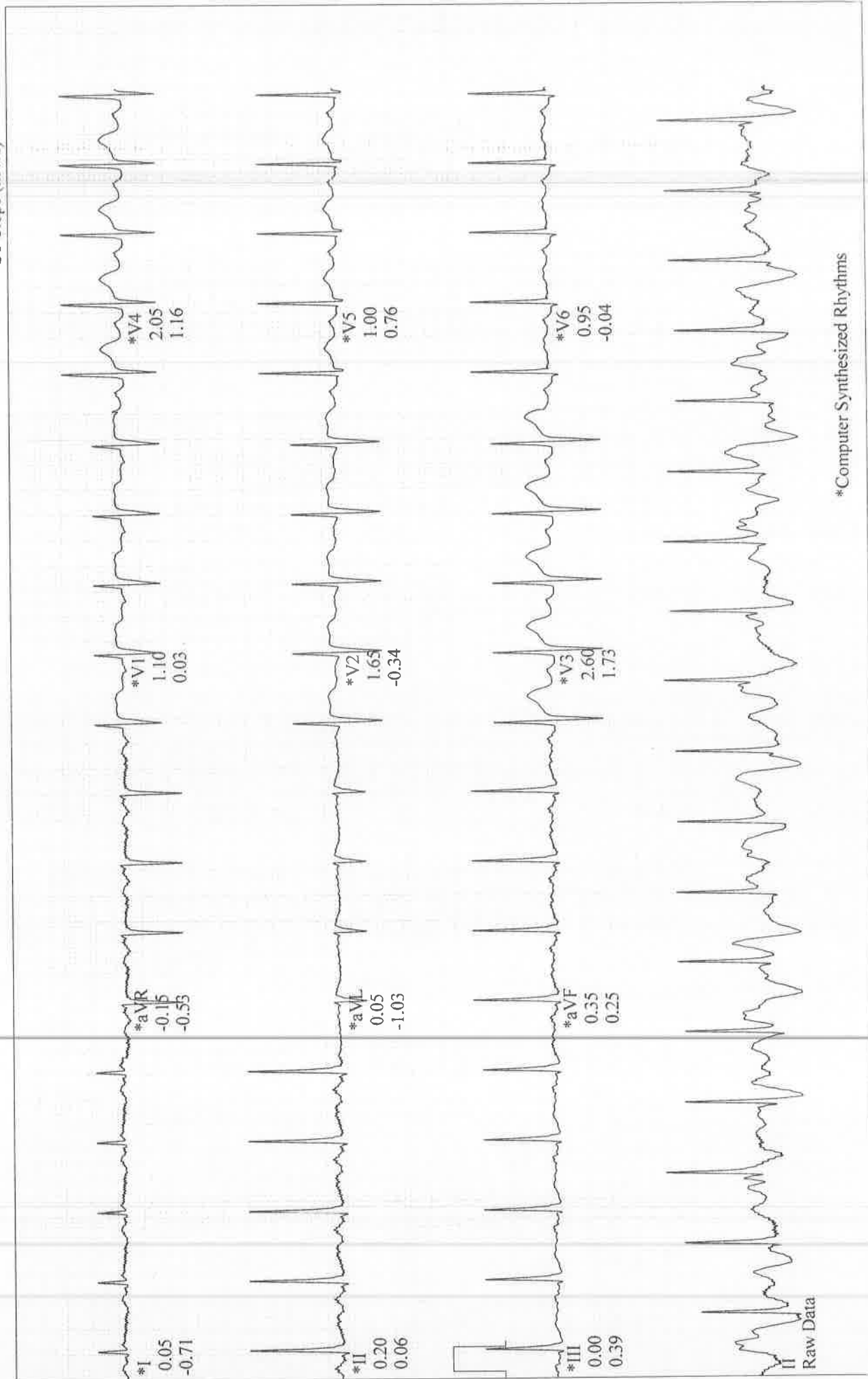
Mr SANTOSH KUMAR B,
Patient ID: 248145
25.11.2023 Male 166 cm 87 kg
2:27:50pm 43 yrs Asian

BRUCE
1.7 mph
10.0 %

EXERCISE
STAGE 1
02:19

111 bpm
130/80 mmHg

Lead
ST Level (mm)
ST Slope (mV/s)



*Computer Synthesized Rhythms


Mr SANTOSH KUMAR B,
Patient ID: 248145
25.11.2023 Male 166 cm 87 kg
2:30:40pm 43 yrs Asian

BRUCE
2.5 mph
12.0 %

EXERCISE
STAGE 2
05:10

125 bpm
140/80 mmHg

Lead
ST Level (mm)
ST Slope (mV/s)



*Computer Synthesized Rhythms

Exercise Test / Linked Medians (PEAK EXERCISE)

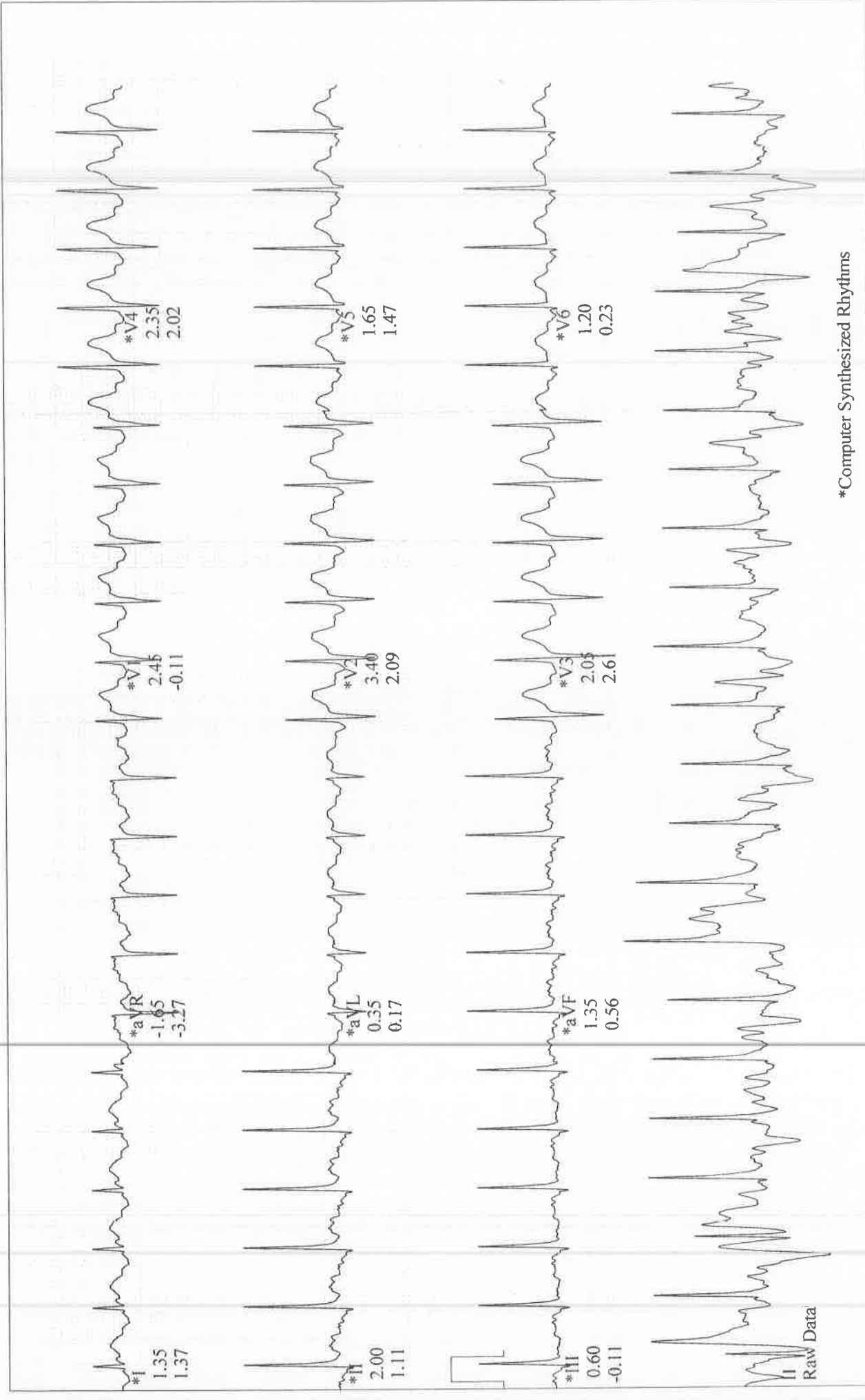
Mr SANTOSH KUMAR B,
Patient ID: 248145
25.11.2023 Male 166 cm 87 kg
2:31:49pm 43 yrs Asian

BRUCE
3.4 mph
14.0 %

EXERCISE
STAGE 3
06:19

133 bpm

Lead
ST Level (mm)
ST Slope (mV/s)



Raw Data

*Computer Synthesized Rhythms

Exercise Test / Linked Medians


Mr SANTOSH KUMAR B,
Patient ID: 248145
25.11.2023 2:32:48pm
Male 166 cm 87 kg
43 yrs Asian

BRUCE
0.0 mph
0.0 %

RECOVERY
#1
01:00

129 bpm
160/80 mmHg

Lead
ST Level (mm)
ST Slope (mV/s)



*Computer Synthesized Rhythms


Mr SANTOSH KUMAR B,
Patient ID: 248145
25.11.2023 2:34:48pm
Male 166 cm 87 kg
43 yrs Asian

BRUCE
0.0 mph
0.0 %

RECOVERY
#1
03:00

111 bpm
140/80 mmHg

Lead
ST Level (mm)
ST Slope (mV/s)



II
Raw Data

*Computer Synthesized Rhythms

Exercise Test / Selected Medians Report

Mr SANTOSH KUMAR B,

Patient ID: 248145

Male 166 cm 87 kg

43 yrs Asian

Meds: ISRYAL M2, NEWTEL AM

Test Reason:

Medical History:

Ref. MD: Ordering MD:

Technician: Test Type:

Comment:

BRUCE: Exercise Time 06:18

Max HR: 133 bpm 75 % of max predicted 177 bpm HR at rest: 94

Max BP: 160/80 mmHg BP at rest: 120/80 Max RPP: 21280 mmHg* bpm

Maximum Workload: 9.90 METS

Max. ST: -1.00 mm, -0.78 mV/s in III; EXERCISE STAGE 2 3:00

Arrhythmia: A:17, VBIG:2, PVC:26, PSVC:6, RUN:1, CPLT:3

HR reserve used: 47 %

HR recovery: 4 bpm

VE recovery: 1 VE/min

ST/HR hysteresis: 0.108 mV (I)

QRS duration: BASELINE: 90 ms, PEAK EX: 90 ms, REC: 90 ms

BASELINE EXERCISE	MAX. ST EXERCISE	PEAK EXERCISE EXERCISE	TEST END RECOVERY	BASELINE EXERCISE	MAX. ST EXERCISE	PEAK EXERCISE EXERCISE	TEST END RECOVERY
0:01 90 bpm 120/80 mmHg	3:00 122 bpm 130/80 mmHg	6:19 133 bpm	3:12 112 bpm 140/80 mmHg	0:01 90 bpm 120/80 mmHg	3:00 122 bpm 130/80 mmHg	6:19 133 bpm	3:12 112 bpm 140/80 mmHg
I -0.25 mm -0.28 mV/s	I 1.65 0.75	I 1.35 1.37	I -0.10 -0.09	V1 1.10 0.17	V1 2.25 0.33	V1 2.45 -0.11	V1 1.05 0.40
II 0.35 0.26	II 0.60 1.14	II 2.00 1.11	II 0.05 0.15	V2 1.25 0.68	V2 2.05 1.11	V2 3.40 2.09	V2 1.00 0.97
III 0.55 0.33	III -1.00 -0.78	III 0.60 -0.11	III 0.20 0.19	V3 2.35 1.75	V3 3.25 1.83	V3 2.05 2.61	V3 2.05 2.27
aVR -0.05 -1.28	aVR -1.20 -2.00	aVR -1.65 -3.27	aVR 0.00 -1.14	V4 1.80 1.45	V4 2.95 2.29	V4 2.35 2.02	V4 1.50 1.93
aVL -0.40 -0.68	aVL 1.45 0.56	aVL 0.35 0.17	aVL -0.15 -0.10	V5 0.90 0.94	V5 1.90 1.53	V5 1.65 1.47	V5 0.45 0.63
aVF 0.45 0.46	aVF 0.05 0.58	aVF 1.35 0.56	aVF 0.15 0.20	V6 0.45 0.45	V6 1.45 0.88	V6 1.20 0.23	V6 0.05 0.23