



# REVIVAL DIAGNOSTICS

## HEALTH CHECK-UP SUMMARY

Name: Pranay Thakkar

Date: 11/02/2023

Email ID:

Sex: <u>M</u>	Age: <u>33</u> Years	Contact No: <u>9913725477</u>	Remarks:
			Under-weight <u>-</u>
			Normal <u>-</u>
			Over-weight <u>✓</u>

i> **BMI**

Height (in Cm): <u>158</u>	Weight (in Kg): <u>85</u>	BMI: <u>34.</u>	Over-weight <u>✓</u>
----------------------------	---------------------------	-----------------	----------------------

ii> **Blood Pressure & Pulse**

130/86 mm/hg  
76 /min.

If high or low, whether the person is on medication: YES / (NO)

iii> **Blood Tests & Lung Function Remarks**

RS } (✓)  
CVS } (✓)  
CNS } (✓)

If abnormal, whether the person is on medication: YES / (NO)

iv> **Eye Test Remarks**

Eye Test: (R) G/G (L) G/G with specs.  
Color Vision: (✓)

v> **Heart Disease**

Whether any specific heart ailment detected (ECG findings):  
normal

vi> **Any other problems needing attention / Overall Assessment :**

no

**Dr. Chirag Patel**  
M.B.B.S. (G-49432)

Signature of the Doctor  
**Revival Diagnostic**  
401, Aqua Corridor,  
B/s. Star Bazar, Surat-395009  
Mo. 91062-28601

all lab test

☎ 0261 2747788, 9825947712

📍 4<sup>TH</sup> Floor, Aqua Corridor, Hazira Road, Adajan Pal, Surat-395009.

@ revivaldiagnostics.surat@gmail.com

🌐 www.revivaldiagnostics.com



NAME: Pranay Thakkar SEX: M  
BIRTHDATE: 20/12/1989 AGE: 38

## DEPARTMENT OF OPHTHALMOLOGY

### EYE TEST:

#### 1. VISION:

RIGHT EYE - 6/6 } with  
LEFT EYE - 6/6 } specs.

#### 2. COLOR VISION:

RIGHT EYE - (2)  
LEFT EYE - (2)

#### 3. FUNDUS:

RIGHT EYE - (2)  
LEFT EYE - (2)

### REMARKS:

(2) All above

**Revival Diagnostic**  
401, Aqua Corridor,  
Surat-395009  
Ophthalmologist/Optomist  
Mo. 91082-28601



0261 2747788, 9825947712



4<sup>TH</sup> Floor, Aqua Corridor, Hazira Road, Adajan Pal, Surat-395009.



revivaldiagnostics.surat@gmail.com



www.revivaldiagnostics.com



# REVIVAL DIAGNOSTICS

## Dental Assessment Form

NAME Ramay Thakkar DATE 11/02/2023  
AGE 33 SEX M

### \* CHIEF COMPLAINT

- A CLINICAL FEATURES :- normal
- 1 CAVIES :- Ⓛ Upper first molar  
2 MISSING TOOTH :- Ⓡ Lower 1st molar  
3 MALOCCLUSION :- Ⓢ NO  
4 FILLING :- NO
- B DIAGNOSIS :- normal
- C PERSONAL HISTORY :- Average.
- D PROVISIONAL D/G :- Ⓢ
- E MEDICAL HISTORY :- NO
- F FINAL D/G :- normal
- G TREATMENT PLAN :- RCT + capping

CLINT SIGN

Ⓢ R Thakkar

**Revival Diagnostic**  
DOCTOR'S SIGN  
Aqua Corridor,  
B/s. Star Bazar, Surat-395009  
Mo. 91062-28601

☎ 0261 2747788, 9825947712

📍 4<sup>th</sup> Floor, Aqua Corridor, Hazira Road, Adajan Pal, Surat-395009.


✉ revivaldiagnostics.surat@gmail.com

🌐 www.revivaldiagnostics.com

This Medical Report Is Not Intended For Medico-legal Purposes.  
Laboratory Test Results Are Subject To Technical Limitation And Should  
Be Clinically Correlate For Final Diagnosis



# REVIVAL DIAGNOSTICS



Name	<b>PRANAY THAKKAR</b>	Age/Gender	<b>33Yrs/Male</b>
Reg No.	<b>1337/23</b>	Receipt No	<b>5704</b>
Referred By	<b>BOB - MEDI WHEEL(PKG10000240)</b>	Mode of Payment	<b>CREDIT</b>
Collection Type	<b>CENTER</b>	Collection DateTime	<b>11-Feb-2023 09:49 AM</b>

### **BLOOD GROUP** - 11022398 Released at 11-Feb-2023 01:18 PM

Parameter	Result	Biological Ref.Range	Method
-Blood Group	"O"		
-Rh Factor	POSITIVE		

### **CBC** - 11022396 Released at 11-Feb-2023 11:16 AM

Parameter	Result	Biological Ref.Range	Method
-Haemoglobin	14.7 gm/dL	(13.5 - 18 gm/dL)	Auto
-RBC Count	4.94 mill/cumm	(4.6 - 6.2 mill/cumm)	Auto
-Total WBC Count	6400 /cumm	(4000 - 10000 /cumm)	Auto
-Platelet Count	3.94 lakh/cumm	(1.5 - 4.5 lakh/cumm)	Auto

### **Blood Indices**

-HCT	45.7 %	(40 - 55 %)	Auto
-MCV	91.2 fl	(80 - 92 fl)	Auto
-MCH	29.7 pg	(27 - 31 pg)	Auto
-MCHC	32.1 gm/dL	(32 - 36 gm/dL)	Auto
-RDW	14.3 %	(11 - 15 %)	Auto

### **Diff WBC Count**

-Polymorphs	56 %	(40 - 80 %)	Microscopically
-Lymphocytes	39 %	(20 - 40 %)	Microscopically
-Eosinophils	03 %	(1 - 6 %)	Microscopically
-Monocytes	02 %	(2 - 7 %)	Microscopically
-Basophils	00 %	(0 - 1 %)	Microscopically
-PLATELET ON SMEAR	Adequate		Microscopically
-MALARIAL PARASITES	Malarial Parasites Not Detected		Microscopically

[Test performed on Fully Automated Hematology Analyzer ERBA H-360]

## Revival Diagnostics

401-Aqua Corridor,  
Beside Star Bazar, Adajan,  
Surat-395009. Mo. 9825947712

Dr. Shivangi Gandhi

M.B.B.S., M.D. (Pathology)



0261 2747788, 9825947712



4<sup>TH</sup> Floor, Aqua Corridor, Hazira Road, Adajan Pal, Surat-395009.



revivaldiagnostics.surat@gmail.com




www.revivaldiagnostics.com

This Medical Report Is Not Intended For Medico-legal Purposes.  
Laboratory Test Results Are Subject To Technical Limitation And Should  
Be Clinically Correlate For Final Diagnosis



# REVIVAL DIAGNOSTICS



Name	<b>PRANAY THAKKAR</b>	Age/Gender	<b>33Yrs/Male</b>
Reg No.	<b>1337/23</b>	Receipt No	<b>5704</b>
Referred By	<b>BOB - MEDI WHEEL(PKG10000240)</b>	Mode of Payment	<b>CREDIT</b>
Collection Type	<b>CENTER</b>	Collection DateTime	<b>11-Feb-2023 09:49 AM</b>

**ESR** - 11022396 Released at 11-Feb-2023 11:55 AM

Parameter	Result	Biological Ref.Range	Method
-E.S.R	04 mm/hr	(1 - 10 mm/hr)	



**Revival Diagnostics**  
401-Aqua Corridor,  
Beside Star Bazar, Adajan,  
Surat-395009. Mo. 9825947712

Dr. Shivangi Gandhi

M.B.B.S, M.D (Pathology)

revivaldiagnostics.surat@gmail.com



0261 2747788, 9825947712



4<sup>th</sup> Floor, Aqua Corridor, Hazira Road, Adajan Pal, Surat-395009.



revivaldiagnostics.surat@gmail.com



www.revivaldiagnostics.com

This Medical Report Is Not Intended For Medico-legal Purposes.  
Laboratory Test Results Are Subject To Technical Limitation And Should  
Be Clinically Correlate For Final Diagnosis



# REVIVAL DIAGNOSTICS



Name	<b>PRANAY THAKKAR</b>	Age/Gender	<b>33Yrs/Male</b>
Reg No.	<b>1337/23</b>	Receipt No	<b>5704</b>
Referred By	<b>BOB - MEDI WHEEL(PKG10000240)</b>	Mode of Payment	<b>CREDIT</b>
Collection Type	<b>CENTER</b>	Collection DateTime	<b>11-Feb-2023 09:49 AM</b>

## **FBS & PPBS** - 11022397 Released at 11-Feb-2023 02:37 PM

Parameter	Result	Biological Ref.Range	Method
-Fasting Blood Sugar (FBS)	94 mg/dL	70-100 mg/dl Impaired Tolerance:100-125 Diabetes Mellitus:>=126 (On more than one occasion) (American diabetes association guidelines 2022)	
-Fasting Urine Sugar	Absent		
-Fasting Urine Acetone	Absent		
-PPBS	127 mg/dL	(90 - 140 mg/dL)	
-PP2BS URINE SUGAR	Absent		
-PP2BS URINE ACETONE	Absent		

## **HBA1C** - 11022396 Released at 11-Feb-2023 02:37 PM

Parameter	Result	Biological Ref.Range	Method
-HBA1C	5.3 %	HbA1C Degree of Glucose Control <5.6 % Non Diabetics 5.7 - 6.4 % Prediabetics > =6.5 % Diabetics (REF:Wallace, 11th Edition ) REMARKS: 6 - 7 % Excellent Control 7 - 8 % Good Control 8 - 10 % Unsatisfactory Control >10 % Poor Control	Boronate Affinity

-Method[] High Performance Liquid Chromatography (HPLC)

**Revival Diagnostics**  
401-Aqua Corridor,  
Beside Star Bazar, Adajan,  
Surat-395009. Mo. 9825947712

Dr. Shivangi Gandhi

M.B.B.S. M.D (Pathology)



0261 2747788, 9825947712



4<sup>TH</sup> Floor, Aqua Corridor, Hazira Road, Adajan Pal, Surat-395009.



revivaldiagnostics.surat@gmail.com



www.revivaldiagnostics.com

This Medical Report Is Not Intended For Medico-legal Purposes.  
Laboratory Test Results Are Subject To Technical Limitation And Should  
Be Clinically Correlate For Final Diagnosis



Name	<b>PRANAY THAKKAR</b>	Age/Gender	<b>33Yrs/Male</b>
Reg No.	<b>1337/23</b>	Receipt No	<b>5704</b>
Referred By	<b>BOB - MEDI WHEEL(PKG10000240)</b>	Mode of Payment	<b>CREDIT</b>
Collection Type	<b>CENTER</b>	Collection DateTime	<b>11-Feb-2023 09:49 AM</b>

### **LIVER FUNCTION TEST (LFT)** - 11022398 Released at 11-Feb-2023 02:37 PM

Parameter	Result	Biological Ref.Range	Method
-Serum Total Bilirubin	0.4 mg/dL	(0 - 1.3 mg/dL)	Diazo
-Serum Direct Bilirubin	0.1 mg/dL	(0 - 0.4 mg/dL)	Diazo
-Serum InDirect Bilirubin	0.3 mg/dL	(0.1 - 1.3 mg/dL)	Calculated
-Total Protein (TP)	7.3 gm/dL	(6.4 - 8.3 gm/dL)	Biuret
-Albumin (ALB)	4.3 gm/dL	(3.5 - 5.2 gm/dL)	BCG
-Globulin	3.0 gm/dL	(2.3 - 3.6 gm/dL)	Calculated
-A/G Ratio	1.42 gm/dL	(1 - 2.3 gm/dL)	Calculated
-SGPT(ALT)	21 U/L	(5 - 45 U/L)	IFCC, Kinetic without Pyridoxal Phosphate
-SGOT (AST)	19 U/L	(0 - 35 U/L)	IFCC, Without Pyridoxal Phosphate
-Alkaline Phosph.	79 U/L	(42 - 128 U/L)	ALP-AMP
-GGT	17 U/L	(5 - 50 U/L)	Glupa-C

[Test performed on Fully Automated Biochemistry Analyzer ERBA EM200]

REVIVAL  
DIAGNOSTICS

## Revival Diagnostics

401-Aqua Corridor,  
Beside Star Bazar, Adajan,  
Surat-395009. Mo. 9825947712

Dr. Shivangi Gandhi

M.B.B.S, M.D (Pathology)



0261 2747788, 9825947712



4<sup>TH</sup> Floor, Aqua Corridor, Hazira Road, Adajan Pal, Surat-395009.



revivaldiagnostics.surat@gmail.com



www.revivaldiagnostics.com



# REVIVAL DIAGNOSTICS



Name	<b>PRANAY THAKKAR</b>	Age/Gender	<b>33Yrs/Male</b>
Reg No.	<b>1337/23</b>	Receipt No	<b>5704</b>
Referred By	<b>BOB - MEDI WHEEL(PKG10000240)</b>	Mode of Payment	<b>CREDIT</b>
Collection Type	<b>CENTER</b>	Collection DateTime	<b>11-Feb-2023 09:49 AM</b>

### Creatinine - 11022398 Released at 11-Feb-2023 02:37 PM

Parameter	Result	Biological Ref.Range	Method
-Creatinine	0.8 mg/dL	(0.6 - 1.4 mg/dL)	ENZYMATIC

### BUN - 11022398 Released at 11-Feb-2023 12:27 PM

Parameter	Result	Biological Ref.Range	Method
-Blood Urea Nitrogen (BUN)	10 mg/dL	(6 - 20 mg/dL)	Calculated

### Uric Acid - 11022395 Released at 11-Feb-2023 02:37 PM

Parameter	Result	Biological Ref.Range	Method
-Uric Acid	7.7 mg/dL	H (3.5 - 7.2 mg/dL)	Uricase-POD

REVIVAL  
DIAGNOSTICS

## Revival Diagnostics

401-Aqua Corridor,  
Beside Star Bazar, Adajan,  
Surat-395009. Mo. 9825947712

Dr. Shivangi Gandhi

M.B.B.S, M.D (Pathology)



0261 2747788, 9825947712



4<sup>TH</sup> Floor, Aqua Corridor, Hazira Road, Adajan Pal, Surat-395009.




revivaldiagnostics.surat@gmail.com



www.revivaldiagnostics.com

This Medical Report Is Not Intended For Medico-legal Purposes.  
Laboratory Test Results Are Subject To Technical Limitation And Should  
Be Clinically Correlate For Final Diagnosis





Name	<b>PRANAY THAKKAR</b>	Age/Gender	<b>33Yrs/Male</b>
Reg No.	<b>1337/23</b>	Receipt No	<b>5704</b>
Referred By	<b>BOB - MEDI WHEEL(PKG10000240)</b>	Mode of Payment	<b>CREDIT</b>
Collection Type	<b>CENTER</b>	Collection DateTime	<b>11-Feb-2023 09:49 AM</b>

### Lipid Profile - 11022398 Released at 11-Feb-2023 02:38 PM

Parameter	Result	Biological Ref.Range	Method
-Serum Cholesterol	197 mg/dL	Desirable < 200 mg/dl Borderline High : 200-239 mg/dl High : > 240 mg/dl	CHOD-PAP
-Serum Triglyceride	261 mg/dL	H Normal < 150 mg/dl Borderline High : 150 - 159 mg/dl High : 200 - 499 mg/dl Very High : 500 mg/dl	GPO-POD Method
-Serum HDLD(Direct)	33 mg/dL	L Normal :> 55 mg/dl Borderline : 35-55 mg/dl Undesirable: < 35 mg/dl	PVS-PEGME Precipitation with CHOD-POD
-Serum VLDL	52 mg/dL	H (5 - 30 mg/dL)	Calculated
-Serum LDL(Direct)	112 mg/dL	Optimal:< 100 mg/dl Above Optimal : 100- 129 mg/dl Borderline High : 130-159 mg/dl High : > 160-189mg/dl Very High : >190 mg/dl	Calculated
-Chol/HDL	5.97	Low risk: <3.8 Medium Risk: 3.8 to 5.9 High Risk: > 6	Calculated
-LDL/Chol	1.76	Low risk: <3.55 Medium Risk: 3.55 to 4.0 High Risk: > 6	Calculated

[Test performed on Fully Automated Biochemistry Analyzer ERBA EM200]

**Revival Diagnostics**

401-Aqua Corridor,  
Beside Star Bazar, Adajan,  
Surat-395009, Mo. 9825947712  
Dr. Shivang Gandhi  
M.B.B.S. M.D (Pathology)



0261 2747788, 9825947712



4<sup>TH</sup> Floor, Aqua Corridor, Hazira Road, Adajan Pal, Surat-395009.



revivaldiagnostics.surat@gmail.com



www.revivaldiagnostics.com



Name	<b>PRANAY THAKKAR</b>	Age/Gender	<b>33Yrs/Male</b>
Reg No.	<b>1337/23</b>	Receipt No	<b>5704</b>
Referred By	<b>BOB - MEDI WHEEL(PKG1000240)</b>	Mode of Payment	<b>CREDIT</b>
Collection Type	<b>CENTER</b>	Collection Date/Time	<b>11-Feb-2023 09:49 AM</b>

### Urine Routine & Micro Examination - 110223100 Released at 11-Feb-2023 12:33 PM

Parameter	Result	Biological Ref.Range	Method
<b><u>Physical Examination</u></b>			
-Quantity	30		Manual
-Colour	Pale Yellow	Pale Yellow	Manual
-Appearance	Clear	Clear	Manual
-Reaction (pH)	Acidic		Dipstick
-Specific Gravity	1.020		Dipstick
<b><u>Chemical Examination</u></b>			
-Proteins.	Absent		Dipstick
-Sugar	Absent		Dipstick
-Acetone.	Absent		Dipstick
-Bile Salts	Absent	Absent	Dipstick
-Bile Pigments	Absent	Absent	Dipstick
-Occult Blood Test (OBT).	Negative		Dipstick
<b><u>Microscopic Examination</u></b>			
-Pus Cells	Occasional		Microscopically
-Red Blood Cells	Absent		Microscopically
-Epithelial Cells	Occasional		Microscopically
-Bacteria.	Absent		Microscopically
-Crystals	Absent	Absent	Microscopically
-Others	NIL	Absent	Microscopic Examination

## Revival Diagnostics

401-Aqua Corridor,  
Beside Star Bazar, Adajan,  
Surat-395009. Mo. 9825947712

Dr. Shivangi Gandhi

M.B.B.S. M.D (Pathology)



0261 2747788, 9825947712



4<sup>TH</sup> Floor, Aqua Corridor, Hazira Road, Adajan Pal, Surat-395009.



revivaldiagnostics.surat@gmail.com



www.revivaldiagnostics.com



# REVIVAL DIAGNOSTICS



Name	<b>PRANAY THAKKAR</b>	Age/Gender	<b>33Yrs/Male</b>
Reg No.	<b>1337/23</b>	Receipt No	<b>5704</b>
Referred By	<b>BOB - MEDI WHEEL(PKG10000240)</b>	Mode of Payment	<b>CREDIT</b>
Collection Type	<b>CENTER</b>	Collection DateTime	<b>11-Feb-2023 09:49 AM</b>

**Total T3 T4 TSH** - 11022398 Released at 11-Feb-2023 12:15 PM

Parameter	Result	Biological Ref.Range	Method
-Total T3	0.92 ng/ml	(0.87 - 1.78 ng/ml)	Fluorescence Enzyme Immunoassay
-Total T4	4.94 ug/dl	(4.6 - 11 ug/dl)	Fluorescence Enzyme Immunoassay
-TSH	1.81 uIU/ml	0.50 - 5.50 uIU/ml 5.5 to 15 ul U/ml - Suggested Clinical co-relation or Repeat test with new sample as physiological factors can give falsely high TSH Above 15uIU/ml Hypothyroid PREGNANT WOMEN normal ranges for TSH: 1st Trimester : 0.0878 - 2.8293 uIU/ml 2nd Trimester : 0.1998 - 2.7915 uIU/ml 3rd Trimester : 0.307 - 2.9028 uIU/ml Ref: TIETZ Fundamentals of Clinical Chemistry	Fluorescence Enzyme Immunoassay

[Test performed on Fully Automated Immunology Analyzer Maglumi-600]

## Revival Diagnostics

401-Aqua Corridor,  
Beside Star Bazar, Adajan,  
Surat-395009. Mo. 9825947712

Dr. Shivangi Gandhi

M.B.B.S. M.D (Pathology)



0261 2747788, 9825947712



4<sup>TH</sup> Floor, Aqua Corridor, Hazira Road, Adajan Pal, Surat-395009.

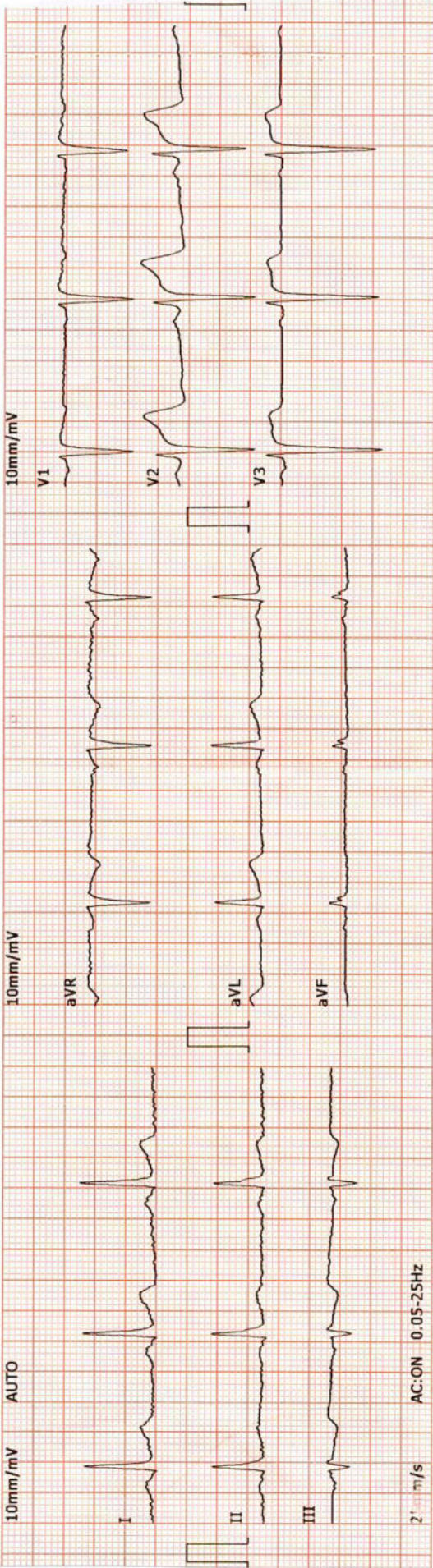


revivaldiagnostics.surat@gmail.com



www.revivaldiagnostics.com

This Medical Report Is Not Intended For Medico-legal Purposes.  
Laboratory Test Results Are Subject To Technical Limitation And Should  
Be Clinically Correlate For Final Diagnosis



2023-2-11 10:31:42 ID:00004525  
 ID Card: Name: PRANAV Gender: Male  
 Age: 33 Height(cm): 158  
 Weight(Kg): 85 BP(mmHg): /  
 HR: .....bpm 63  
 P-R: .....ms 113  
 Q-R-S: .....ms 116  
 QT/QTc: .....ms 390/396  
 P/QRS/T AXES: .....deg 47/14/47  
 RV5/SV1: .....mV 1.57/1.03  
 RV5+SV1: .....mV 2.60  
 \*The result must be confirmed by doctor!  
 Report Confirmed by:

**DR. ADITYA S. BORA**  
 MBBS, DNB, PGCCG  
 PHYSICIAN & CLINICAL CARDIOLOGIST  
 G-54906

**Revival Diagnostic**  
 401, Aqua Corridor,  
 S/s. Star Bazar, Surat-395009  
 Mo. 91062-28601



# REVIVAL DIAGNOSTICS

Name	PRANAY THAKKAR	Age/Gender	33Yrs/Male
Reg No.	1337/23	Receipt No	5704
Referred By	BOB - MEDI WHEEL(PKG10000240)	Mode of Payment	CREDIT
Collection Type	CENTER	Collection DateTime	11-Feb-2023 09:49 AM


## ECG

- REPORT :

1. The rhythm is sinus.
2. Heart rate is 63 beats per minute.
3. Normal P,QRS,T wave axis.
4. Normal PR,QRS,Q.T. Duration.
5. No pathological q wave or ST-T changes seen.
6. No evidence of chamber hypertrophy or enlargement seen.

IMPRESSION : ECG WITHIN NORMAL LIMITS

**Revival Diagnostic**  
401, Aqua Corridor,  
B/s. Star Bazar, Surat-395009  
Mo. 91062-28601

  
Signature  
**DR. ADITYA S. BORA**  
MBBS, DNB, PGCC  
PHYSICIAN & CLINICAL CARDIOLOGIST  
G-54906



0261 2747788, 9825947712



4<sup>TH</sup> Floor, Aqua Corridor, Hazira Road, Adajan Pal, Surat-395009.



revivaldiagnostics.surat@gmail.com



www.revivaldiagnostics.com



# REVIVAL DIAGNOSTICS

## 2D-ECHOCARDIOGRAPHY & COLOR DOPPLER REPORT

Name:	PRANAY THAKAR	Age/Gender	33Yrs /Male
Referred by.	MEDI WHEEL	Date	11 /02/2023


**INDICATION:** Preventive Health check up

- **CARDIAC CHAMBERS:** Left Ventricle: Normal size, Left Atrium: Normal size.
- No e/o thrombus in LA/LV.
- **Right Atrium:** Normal size. **Right Ventricle:** Normal size,
- **Normal Right Ventricular function.** (TAPSE=20mm)
- **Normal Left Ventricular systolic function. LVEF = 60% ,**  
No regional wall abnormality. No thinning / scarring / dyskinesia of LV wall.
- **No Concentric Left Ventricular Hypertrophy.** (IVSd= 10 mm),
- **LV Compliance :**  
**NO** Left Ventricular Diastolic Dysfunction [LVDD].
- **VALVES:**
- Structurally Normal Mitral valve/ Aortic valve/Tricuspid valve/ Pulmonary valve .  
No significant Valvular Stenosis.
- **Doppler findings:** AV max = 1.21 m/s, PV max = 0.91 m/s.  
Trivial MR, Trivial Tricuspid regurgitation.
- **No Pulmonary Arterial Hypertension. PASP** by TRjet vel.method = 23 mmHg.
- **SEPTAE:** IAS / IVS Appear Intact.
- **IVC :** Normal in dimension and shows good inspiratory 13mm collapse.
- **OTHERS:** No e/o Pericardial effusion / vegetation.

**IMPRESSION:**

**NORMAL LV SYSTOLIC FUNCTION, LVEF= 60 %, NO RWMA,  
NO LVH , NO LVDD , NO PAH.**

**Revival Diagnostic**  
401, Aqua Corridor,  
B/s. Star Bazar, Surat-395009  
Mo. 91062-28601

  
**DR. ADITYA BORA**  
MBBS, DNB, PGDCC  
**PHYSICIAN & CLINICAL  
CARDIOLOGIST**



0261 2747788, 9825947712



4<sup>TH</sup> Floor, Aqua Corridor, Hazira Road, Adajan Pal, Surat-395009.



revivaldiagnostics.surat@gmail.com



www.revivaldiagnostics.com

This Medical Report Is Not Intended For Medico-legal Purposes.  
Laboratory Test Results Are Subject To Technical Limitation And Should  
Be Clinically Correlate For Final Diagnosis

M

NAME: PRANAY THAKKAR  
AGE: 33 YRS / MALE  
REF BY: MEDI WHEEL





Name	PRANAY THAKKAR	Age/Gender	33Yrs/Male
Reg No.	1337/23	Receipt No	5704
Referred By	BOB - MEDI WHEEL(PKG10000240)	Mode of Payment	CREDIT
Collection Type	CENTER	Collection DateTime	11-Feb-2023 09:49 AM

### CHEST RADIOGRAPH (PA VIEW)

- Hilar shadows are within normal limits.
- Pulmonary vasculature appears normal.
- Cardiac appears normal in size.
- Both dome of the diaphragm are smooth.
- Both costophrenic recesses are clear.
- Both lung fields appear normal.
- Visualized bones and soft tissue shadows appear normal.

IMPRESSION: NORMAL STUDY.

DR. CHIRAG K PATEL  
RADIOLOGIST

REVIVAL  
DIAGNOSTICS

Dr. Chirag K. Patel  
MBBS-DNB  
Reg. No. G-27509  
Signature  
Revival Diagnostic  
4th Floor, Aqua Corridor,  
Nr. Star Bazar, Hazira Main Road,  
Adajan, Surat-395009.  
Mo. 97266 726683



0261 2747788, 9825947712



4<sup>TH</sup> Floor, Aqua Corridor, Hazira Road, Adajan Pal, Surat-395009.




revivaldiagnostics.surat@gmail.com



www.revivaldiagnostics.com





Name	PRANAY THAKKAR	Age/Gender	33Yrs/Male
Reg No.	1337/23	Receipt No	5704
Referred By	BOB - MEDI WHEEL(PKG10000240)	Mode of Payment	CREDIT
Collection Type	CENTER	Collection DateTime	11-Feb-2023 09:49 AM

## USG OF ABDOMEN & PELVIS

### LIVER:

Liver is normal in size and increased echotexture.

No evidence of focal SOL or dilatation of IHBR seen.

Portahepatis appear normal.

### GALLBLADDER:

Gallbladder appeared normal. No calculus or mass lesion seen.

### PANCREAS:

Pancreas appears normal in size and echotexture.

No focal lesion, mass or pancreatitis.

### SPLEEN:

Spleen appears normal in size and echotexture.

### PARAAORTIC REGION:

Aorta grossly appears normal.

No paraaortic lymphnodes seen.

### KIDNEYS:

**bilateral tiny renal concretion noted**

Both kidneys appear normal in size, shape and in position.

Cortex and collecting system of both kidneys appears normal.

No evidence of calculus or obstructive uropathy on either side.

### URINARY BLADDER:

Bladder appears normal. No calculus or mass lesion is seen.

### PROSTATE:

Prostate appears normal in size and echotexture.

No evidence of free fluid in pelvis.

### COMMENTS:

fatty liver

**Dr. Chirag K. Patel**

MBBS-DMPD

Reg. No. G-23509

**Revival Diagnostic**

4th Floor, Aqua Corridor,  
Nr. Star Bazar, Hazira Main Road,  
Adajan, Surat-395009.

Mo. 97266 726583



0261 2747788, 9825947712



4<sup>TH</sup> Floor, Aqua Corridor, Hazira Road, Adajan Pal, Surat-395009.



revivaldiagnostics.surat@gmail.com



www.revivaldiagnostics.com