

MEDICAL EXAMINATION FORM

NAME OF EXAMINEE: Pankaj Wade

DATE OF BIRTH: 29/12/1986

NAME OF COMPANY: Bank of Baroda.

FAMILY HISTORY : Not Significant

PAST HISTORY :

GENERAL PHYSICAL EXAMINATION

BUILT: well built

PALLOR: not seen

HEIGHT: 173 Cms

WEIGHT: 74 Kgs

BMI: 24.7

	1 st Reading	2 nd Reading	3 rd Reading
BLOOD PRESSURE	<u>129/89</u>		
PULSE	<u>97/min</u>		
RESPIRATION	<u>20/min</u>		

SYSTEMATIC EXAMINATION

RESPIRATORY SYSTEM :

CARDIOVASCULAR SYSTEM:

GENITOURINARY SYSTEM :

LIVER :

SPLEEN :

LYMPH NODES :

EYES :

SKIN :

VARICOSE VEINS:

ENT :

REMARKS BY MEDICAL EXAMINER:

Colour vision - Normal.

DR. SIGNATURE:

PRIYA MAHAJAN

DNB Pathology

Regd No. 31896

LETTER OF APPROVAL / RECOMMENDATION

To,

The Coordinator,
Mediwheel (Arcofemi Healthcare Limited)
Helpline number: 011- 41195959

Dear Sir / Madam,

Sub: Annual Health Checkup for the employees of Bank of Baroda

This is to inform you that the following employee wishes to avail the facility of Cashless Annual Health Checkup provided by you in terms of our agreement.

PARTICULARS	EMPLOYEE DETAILS
NAME	MR. GRADE PANKAJ
EC NO.	116421
DESIGNATION	CREDIT
PLACE OF WORK	MANDI GOBINDGARH SSI
BIRTHDATE	29-12-1986
PROPOSED DATE OF HEALTH CHECKUP	24-09-2021
BOOKING REFERENCE NO.	21S116421100004530E

This letter of approval / recommendation is valid if submitted along with copy of the Bank of Baroda employee id card. This approval is valid from **23-09-2021** till **31-03-2022** The list of medical tests to be conducted is provided in the annexure to this letter. Please note that the said health checkup is a **cashless facility** as per our tie up arrangement. We request you to attend to the health checkup requirement of our employee and accord your top priority and best resources in this regard. The EC Number and the booking reference number as given in the above table shall be mentioned in the invoice, invariably.

We solicit your co-operation in this regard.

Yours faithfully,

Sd/-

Chief General Manager
HRM Department
Bank of Baroda



(Note: This is a computer generated letter. No Signature required. For any clarification, please contact Mediwheel (Arcofemi Healthcare Limited))

SUGGESTIVE LIST OF MEDICAL TESTS

FOR MALE	FOR FEMALE
CBC ✓	CBC
ESR ✓	ESR
Blood Group & RH Factor ✓	Blood Group & RH Factor
Blood and Urine Sugar Fasting ✓	Blood and Urine Sugar Fasting
Blood and Urine Sugar PP	Blood and Urine Sugar PP
Stool Routine	Stool Routine
Lipid Profile	Lipid Profile
Total Cholesterol ✓	Total Cholesterol
HDL ✓	HDL
LDL ✓	LDL
VLDL ✓	VLDL
Triglycerides ✓	Triglycerides
HDL / LDL ratio ✓	HDL / LDL ratio
Liver Profile	Liver Profile
AST ✓	AST
ALT ✓	ALT
GGT ✓	GGT
Bilirubin (total, direct, indirect) ✓	Bilirubin (total, direct, indirect)
ALP ✓	ALP
Proteins (T, Albumin, Globulin) ✓	Proteins (T, Albumin, Globulin)
Kidney Profile	Kidney Profile
Serum creatinine ✓	Serum creatinine
Blood Urea Nitrogen ✓	Blood Urea Nitrogen
Uric Acid ✓	Uric Acid
HBA1C ✓	HBA1C
Routine urine analysis ✓	Routine urine analysis
USG Whole Abdomen	USG Whole Abdomen
General Tests	General Tests
X Ray Chest	X Ray Chest
ECG	ECG
2D/3D ECHO / TMT	2D/3D ECHO / TMT
Stress Test	Thyroid Profile (T3, T4, TSH)
PSA Male (above 40 years)	Mammography (above 40 years) and Pap Smear (above 30 years).
Thyroid Profile (T3, T4, TSH)	Dental Check-up consultation
Dental Check-up consultation	Physician Consultation
Physician Consultation	Eye Check-up consultation
Eye Check-up consultation	Skin/ENT consultation
Skin/ENT consultation	Gynaec Consultation



Patient Name :- Mr Pankaj Grade **Guardian** :-
Receipt Date :- 24 Sep 2021 **Receipt No.** :- 11210003217
Address :- BOB ,PUNJAB **Reg. No.** :- 2109247
Age/Sex :- 34 Y / M
Mobile No. :- 1111111111

Final Report

Investigations	Observations	Biological Reference Interval	Unit
COMPLETE BLOOD COUNTS (CBC)			
Method: SPECTROPHOTOMETER/AUTOMATED CELL COUNTER			
HAEMOGLOBIN	15.4	11.00 - 16.00	mg/dl
Method : Spectrophotometer /Automated cell counter			
TLC	5300	4000-11000	/cmm
DLC DIFFERENTIAL LEUCOCYTE COUNT			
Method : Microscopy			
NEUTROPHILS	57	40-75	%
LYMPHOCYTES	34	20-40	%
EOSINOPHILS	04	1-6	%
MONOCYTES	05	2-10	%
BASOPHILS	00	<0-1	%
RBCS (RED BLOOD CELLS)	5.09	4.50 - 5.50	millions/cumm
Method : Impedance/Automated cell counter			
PCV	45.5	40.00 - 50.00	%
Method : Calculation/Automated cell counter			
MCV(MEAN CELL VOLUME)	89.4	80.00 - 100.00	fl
Method : Calculation/Automated cell counter			
MCH(MEAN CELL HAEMOGLOBIN)	30.3	27.00 - 32.00	pg
Method : Calculation/Automated cell counter			
MCHC	338	31.50 - 34.50	g/dL
Method : Calculation/Automated cell counter			
PLATELET COUNT	1.14	1.50 - 4.50	Lakhs/cmm
Method : Impedance/Automated cell counter			
RDW	13.5	10.00 - 15.00	%
PDW	26.0	9.00 - 17.00	fl
MPV	14.3	9.00 - 13.00	fl
P-LCR	57.7	13.00 - 43.00	%
ERYTHROCYTE SEDIMENTATION RATE (ESR).	05	0.00 -10.00	MM/1st hr
Method: WESTERGREN			

<<:END OF REPORT::>>

Priya
Dr. Priya Mahajan MBBS
(DNB Pathology)




Patient Name :- Mr Pankaj Grade **Guardian** :-
Receipt Date :- 25 Sep 2021 **Receipt No.** :- 11210003237
Address :- BOB ,PUNJAB **Reg. No.** :- 2109247
Age/Sex :- 34 Y / M
Mobile No. :- 1111111111

Final Report

Investigations	Observations	Biological Reference Interval	Unit
GLUCOSE (FASTING) Method: GOD POD	88.4	70.00 -110.00	mg/dl
GLUCOSE (PP) Method: GOD POD	103.6	70.00 -140.00	mg/dl

<<:END OF REPORT::>>


Dr. Priya Mahajan MBBS
 (DNB Pathology)



Patient Name :- Mr Pankaj Grade
Receipt Date :- 24 Sep 2021
Address :- BOB ,PUNJAB


Guardian :-
Receipt No. :- 11210003217

Reg. No. :- 2109247
Age/Sex :- 34 Y / M
Mobile No. :- 1111111111

Final Report

Investigations	Observations	Biological Reference Interval	Unit
CREATININE Method: JAFFES METHOD	1.0	0.70-1.40	mg/dl
BLOOD UREA NITROGEN (BUN)	10.1	6.00 -21.00	mg/dl
URIC ACID Method: URICASE - POD	4.74	3.60 -7.20	mg/dl
THYROID PROFILE (T3,T4,TSH)			
T3	0.94	0.70 - 2.04	ng/mL
T4 Method : CLIA	8.5	5.00 - 12.60	µg/dL
TSH Method : CLIA	1.69	0.35 - 5.50	µIU/mL
BLOOD GROUP (ABO & RH TYPING) Method: SLIDE METHOD	A		
BLOOD GROUP (ABO RH) Method : SLIDE METHOD	POSITIVE		
RH			
HBA1C (GLYCOSYLATED HAEMOGLOBIN) Method: BORONATE AFFINITY ASSAY	5.3	4.00 Estimated Average Gl- 6.00	%

<<:END OF REPORT::>>


Dr. Priya Mahajan MBBS
 (DNB Pathology)



Patient Name :- Mr Pankaj Grade
Receipt Date :- 24 Sep 2021
Address :- BOB ,PUNJAB


Guardian :-
Receipt No. :- 11210003217

Reg. No. :- 2109247
Age/Sex :- 34 Y / M
Mobile No. :- 1111111111

Final Report

Investigations	Observations	Biological Reference Interval	Unit
URINE ROUTINE EXAMINATION			
PHYSICAL EXAMINATION			
COLOR	PALE YELLOW		
APPEARANCE	CLEAR		
CHEMICAL EXAMINATION			
URINE GLUCOSE	NIL	NIL	
URINE SPECIFIC GRAVITY	1.015	1.01 - 1.03	
URINE PH	6.0	4.8-7.6	
URINE PROTEIN	NIL	NIL	
MICROSCOPIC EXAMINATION			
URINE PUS CELLS	01-02	2.00 - 3.00	/HPF
URINE RBC	ABSENT	Absent	/HPF
EPITHELIAL CELLS	01-02	0-5	/HPF
CASTS	NOT SEEN		
CRYSTALS	NOT SEEN		
OTHERS	NIL		

<<:END OF REPORT::>>


 Dr. Priya Mahajan MBBS
 (DNB Pathology)



Patient Name :- Mr Pankaj Grade
Receipt Date :- 24 Sep 2021
Address :- BOB ,PUNJAB

Guardian :-
Receipt No. :- 11210003217

Reg. No. :- 2109247
Age/Sex :- 34 Y / M
Mobile No. :- 1111111111

Final Report

Investigations	Observations	Biological Reference Interval	Unit
LIPID PROFILE			
TOTAL CHOLESTROL Method : Cholesterol oxidase & peroxidase	213.0	125.00 - 200.00	mg/dl
TRIGLYCERIDES Method : GPO Method	73.1	upto 150	mg/dl
HDL CHOLESTROL Method : DIRECT HDL	61.2	35.30 - 79.50	mg/dl
LDL CHOLESTROL Method : Calculated	137.18	<130	mg/dl
VLDL Method : Calculated	14.62	7.00 - 35.00	mg/dl
CHOL/HDL RATIO Method : Calculated	3.48	0.00 - 3.50	RATIO
LDL/HDL RATIO Method : Calculated	1.55	<3	ratio
BLOOD GROUP (ABO & RH TYPING) Method: SLIDE METHOD			
BLOOD GROUP (ABO RH) Method : SLIDE METHOD	A		
RH	POSITIVE		

<<:END OF REPORT::>>

Priya
Dr. Priya Mahajan MBBS
 (DNB Pathology)



Dr. Priya Mahajan
 MBBS, DNB (Pathology)
 +91 99884-63931

SCO 56, 1st Floor, Sector 47-D, Chandigarh
Ph. : 0172-5006756, E-mail : panhealth35@gmail.com



Patient Name :- Mr Pankaj Grade	Guardian :-	Reg. No. :- 2109247
Receipt Date :- 24 Sep 2021	Receipt No. :- 11210003217	Age/Sex :- 34 Y / M
Address :- BOB ,PUNJAB		Mobile No. :- 1111111111

Final Report

Investigations	Observations	Biological Reference Interval	Unit
STOOL ROUTINE EXAMINATION			
PUS CELLS (UNCENTRIFUGED SAMPLE)	00-00/HPF		
RBC (UNCENTRIFUGED SAMPLE)	00-00/HPF		
GROSS EXAMINATION			
COLOR	BROWNISH		
CONSISTENCY	SEMI LOOSE		
BLOOD	NIL		
MUCUS	PRESENT		
MICROSCOPIC EXAMINATION			
OVA OR EGGS OF HELMINTHS	NOT SEEN		
CYST OF PROTOZOA	NOT SEEN		
VEG. FORMS OF PROTOZOA	NOT SEEN		

<<:END OF REPORT::>>

Priya
Dr. Priya Mahajan MBBS
(DNB Pathology)