



REVIVAL DIAGNOSTICS

HEALTH CHECK-UP SUMMARY

Name: Prachi Vyas

Date: 08/04/2023

Email ID:

Sex: <u>F</u>	Age: <u>33</u> Years	Contact No: <u>9687514036</u>	Remarks:
			Under-weight <u>-</u>
			Normal <u>-</u>
i> BMI			Over-weight <u>✓</u>
Height (in Cm): <u>164</u>	Weight (in Kg): <u>82</u>	BMI: <u>30.5 kg/m²</u>	

ii> Blood Pressure & Pulse

124/80 mm/hg
92/min.

If high or low, whether the person is on medication: YES / NO

iii> Blood Tests & Lung Function Remarks

RA
CVS
CNS

If abnormal, whether the person is on medication: YES / NO

iv> Eye Test Remarks

Eye Test: RA CLG CF GLG with specs.

Color Vision: 2

v> Heart Disease

Whether any specific heart ailment detected (ECG findings):

normal

vi> Any other problems needing attention / Overall Assessment:

Angioplasty - Feb. 23 -
DM - last 7 yrs. -

Chirag Patel
Signature of the Doctor

Prachi

Revival Diagnostics
401-Aqua Corridor,
Beside Star Bazar, Adajan,
Surat-395009. Mo. 9825947712

Dr. Chirag Patel
M.B.B.S. G-49432

☎ 0261 2747788, 9825947712 @ revivaldiagnostics.surat@gmail.com
📍 4th Floor, Aqua Corridor, Hazira Road, Adajan Pal, Surat-395009. 🌐 www.revivaldiagnostics.com



NAME: Prachi Vyas SEX: F
BIRTHDATE: 20/04/1989 AGE: 33

DEPARTMENT OF OPHTHALMOLOGY

EYE TEST:

1. VISION:

RIGHT EYE - 6/6 } with specs.
LEFT EYE - 6/6

2. COLOR VISION:

RIGHT EYE - (10)
LEFT EYE - (10)

3. FUNDUS:

RIGHT EYE - (10)
LEFT EYE - (10)

REMARKS:

(10) Prachi

Revival Diagnostics
401-Aqua Corridor,
Beside Star Bazar, Adajan,
Surat-395009. Mo. 9825947712
Ophthalmologist/Optometrists

0261 2747788, 9825947712


4TH Floor, Aqua Corridor, Hazira Road, Adajan Pal, Surat-395009.

revivaldiagnostics.surat@gmail.com

www.revivaldiagnostics.com



REVIVAL DIAGNOSTICS



Dental Assessment Form

NAME
AGE

Prachi Vyas
33

DATE
SEX

08/04/2023
F

* CHIEF COMPLAINT

- A CLINICAL FEATURES :- normal
- 1 CAVIES :- 9
- 2 MISSING TOOTH :- 2 no
- 3 MALOCCLUSION :- no
- 4 FILLING :- no
- B DIAGNOSIS :- normal
- C PERSONAL HISTORY :- Average
- D PROVISIONAL D/G :- no
- E MEDICAL HISTORY :- no
- F FINAL D/G :- normal
- G TREATMENT PLAN :- no

CLINT SIGN

Prachi

Revival Diagnostics
DOCTOR SIGN
401-Aqua Corridor,
Beside Star Bazar, Adajan,
Surat-395009. Mo. 9825947712



0261 2747788, 9825947712



4th Floor, Aqua Corridor, Hazira Road, Adajan Pal, Surat-395009.



revivaldiagnostics.surat@gmail.com



www.revivaldiagnostics.com

This Medical Report Is Not Intended For Medico-legal Purposes.
Laboratory Test Results Are Subject To Technical Limitation And Should
Be Clinically Correlate For Final Diagnosis



REVIVAL DIAGNOSTICS

Name	PRACHI M VYAS	Age/Gender	34Yrs/Female
Reg No.	3617/23	Receipt No	295
Referred By	BOB - MEDI WHEEL(PKG10000241)	Mode of Payment	CREDIT
Collection Type	CENTER	Collection DateTime	08-Apr-2023 08:13 AM

BLOOD GROUP - 08042346 Released at 08-Apr-2023 12:01 PM

Parameter	Result	Biological Ref.Range	Method
-Blood Group	"O"		
-Rh Factor	POSITIVE		

CBC - 08042343 Released at 08-Apr-2023 10:47 AM

Parameter	Result	Biological Ref.Range	Method
-Haemoglobin	12.0 gm/dL	(12 - 16 gm/dL)	Auto
-RBC Count	4.81 mill/cumm	(4.2 - 5.4 mill/cumm)	Auto
-Total WBC Count	10000 /cumm	(4000 - 10000 /cumm)	Auto
-Platelet Count	3.96 lakh/cumm	(1.5 - 4.5 lakh/cumm)	Auto

Blood Indices

-HCT	38.7 %	L (40 - 55 %)	Auto
-MCV	80.6 fl	(80 - 92 fl)	Auto
-MCH	24.9 pg	L (27 - 31 pg)	Auto
-MCHC	30.9 gm/dL	L (32 - 36 gm/dL)	Auto
-RDW	14.0 %	(11 - 15 %)	Auto

Diff WBC Count

-Polymorphs	53 %	(40 - 80 %)	Microscopically
-Lymphocytes	42 %	H (20 - 40 %)	Microscopically
-Eosinophils	03 %	(1 - 6 %)	Microscopically
-Monocytes	02 %	(2 - 7 %)	Microscopically
-Basophils	00 %	(0 - 1 %)	Microscopically
-PLATELET ON SMEAR	Adequate		Microscopically
-MALARIAL PARASITES	Malarial Parasites Not Detected		Microscopically

[Test performed on Fully Automated Hematology Analyzer ERBA H-360]

Revival Diagnostics

401-Aqua Corridor

Beside Star Bazar, Adajan,

Surat-395009. No. 9825947712

Dr. Prachi M. Gandhi
M.B.B.S. M.D (Pathology)

revivaldiagnostics.surat@gmail.com

www.revivaldiagnostics.com



0261 2747788, 9825947712



4TH Floor, Aqua Corridor, Hazira Road, Adajan Pal, Surat-395009.



This Medical Report Is Not Intended For Medico-legal Purposes.
Laboratory Test Results Are Subject To Technical Limitation And Should
Be Clinically Correlate For Final Diagnosis

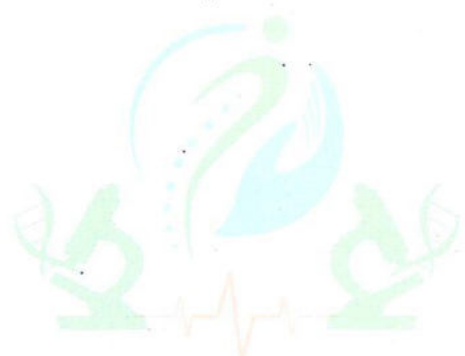


REVIVAL DIAGNOSTICS

Name	PRACHI M VYAS	Age/Gender	34Yrs/Female
Reg No.	3617/23	Receipt No	295
Referred By	BOB - MEDI WHEEL(PKG1000241)	Mode of Payment	CREDIT
Collection Type	CENTER	Collection DateTime	08-Apr-2023 08:13 AM

ESR - 08042343 Released at 08-Apr-2023 11:28 AM

Parameter	Result	Biological Ref.Range	Method
-E.S.R	06 mm/hr	(3 - 15 mm/hr)	



REVIVAL
DIAGNOSTICS

Revival Diagnostics

401-Aqua Corridor,
Beside Star Bazar, Adajan,
Surat-395009. Mo. 9825947712

Dr. Shivangi Gandhi

M.B.B.S.M.D.(Pathology)



0261 2747788, 9825947712



4TH Floor, Aqua Corridor, Hazira Road, Adajan Pal, Surat-395009.



revivaldiagnostics.surat@gmail.com



www.revivaldiagnostics.com

This Medical Report Is Not Intended For Medico-legal Purposes.
Laboratory Test Results Are Subject To Technical Limitation And Should
Be Clinically Correlate For Final Diagnosis



REVIVAL DIAGNOSTICS

Name	PRACHI M VYAS	Age/Gender	34Yrs/Female
Reg No.	3617/23	Receipt No	295
Referred By	BOB - MEDI WHEEL(PKG10000241)	Mode of Payment	CREDIT
Collection Type	CENTER	Collection DateTime	08-Apr-2023 08:13 AM

FBS & PPBS - 08042344 Released at 08-Apr-2023 02:31 PM

Parameter	Result	Biological Ref.Range	Method
-Fasting Blood Sugar (FBS)	113 mg/dL	H 70-100 mg/dl Impaired Tolerance:100-125 Diabetes Mellitus:>=126 (On more than one occasion) (American diabetes association guidelines 2022)	
-Fasting Urine Sugar	Absent		
-Fasting Urine Acetone	Absent		
-PPBS	247 mg/dL	H (90 - 140 mg/dL)	
-PP2BS URINE SUGAR	Absent		
-PP2BS URINE ACETONE	Absent		

HBA1C - 08042343 Released at 08-Apr-2023 02:34 PM

Parameter	Result	Biological Ref.Range	Method
-HBA1C	6.9 %	H HbA1C Degree of Glucose Control <5.6 % Non Diabetics 5.7 - 6.4 % Prediabetics > =6.5 % Diabetics (REF:Wallace, 11th Edition) REMARKS: 6 - 7 % Excellent Control 7 - 8 % Good Control 8 - 10 % Unsatisfactory Control >10 % Poor Control	Boronate Affinity

-Method[] High Performance Liquid Chromatography (HPLC)

Revival Diagnostics
401-Aqua Corridor,
Beside Star Bazar, Adajan,
Surat-395009. Mo. 9825947712



0261 2747788, 9825947712



4TH Floor, Aqua Corridor, Hazira Road, Adajan Pal, Surat-395009.



revivaldiagnostics.surat@gmail.com



www.revivaldiagnostics.com

Dr. Shivangi Gandhi

M.B.B.S, M.D. (Pathology)

This Medical Report Is Not Intended For Medico-legal Purposes.
Laboratory Test Results Are Subject To Technical Limitation And Should
Be Clinically Correlate For Final Diagnosis



REVIVAL DIAGNOSTICS

Name	PRACHI M VYAS	Age/Gender	34Yrs/Female
Reg No.	3617/23	Receipt No	295
Referred By	BOB - MEDI WHEEL(PKG1000241)	Mode of Payment	CREDIT
Collection Type	CENTER	Collection DateTime	08-Apr-2023 08:13 AM

LIVER FUNCTION TEST (LFT) - 08042346 Released at 08-Apr-2023 12:38 PM

Parameter	Result	Biological Ref.Range	Method
-Serum Total Bilirubin	0.2 mg/dL	(0 - 1.3 mg/dL)	Diazo
-Serum Direct Bilirubin	0.1 mg/dL	(0 - 0.4 mg/dL)	Diazo
-Serum InDirect Bilirubin	0.1 mg/dL	(0.1 - 1.3 mg/dL)	Calculated
-Total Protein (TP)	6.9 gm/dL	(6.4 - 8.3 gm/dL)	Biuret
-Albumin (ALB)	3.9 gm/dL	(3.5 - 5.2 gm/dL)	BCG
-Globulin	3.0 gm/dL	(2.3 - 3.6 gm/dL)	Calculated
-A/G Ratio	1.30 gm/dL	(1 - 2.3 gm/dL)	Calculated
-SGPT(ALT)	13 U/L	(5 - 45 U/L)	IFCC, Kinetic without Pyridoxal Phosphate
-SGOT (AST)	11 U/L	(0 - 35 U/L)	IFCC, Without Pyridoxal Phosphate
-Alkaline Phosph.	104 U/L	(42 - 128 U/L)	ALP-AMP
-GGT	14 U/L	(5 - 50 U/L)	Glupa-C

[Test performed on Fully Automated Biochemistry Analyzer ERBA EM200]

REVIVAL
DIAGNOSTICS



0261 2747788, 9825947712



4TH Floor, Aqua Corridor, Hazira Road, Adajan.Pal, Surat-395009.



Revival Diagnostics
401-Aqua Corridor
Beside Star Bazar, Adajan,
Surat-395009. Dr. Shivang Gandhi
M.B.B.S., M.D. (Pathology)



www.revivaldiagnostics.com

This Medical Report Is Not Intended For Medico-legal Purposes.
Laboratory Test Results Are Subject To Technical Limitation And Should
Be Clinically Correlate For Final Diagnosis



REVIVAL DIAGNOSTICS

Name	PRACHI M VYAS	Age/Gender	34Yrs/Female
Reg No.	3617/23	Receipt No	295
Referred By	BOB - MEDI WHEEL(PKG10000241)	Mode of Payment	CREDIT
Collection Type	CENTER	Collection DateTime	08-Apr-2023 08:13 AM

Creatinine - 08042346 Released at 08-Apr-2023 12:38 PM

Parameter	Result	Biological Ref.Range	Method
-Creatinine	0.7 mg/dL	(0.6 - 1.14 mg/dL)	ENZYMATIC

BUN - 08042346 Released at 08-Apr-2023 10:51 AM

Parameter	Result	Biological Ref.Range	Method
-Blood Urea Nitrogen (BUN)	13 mg/dL	(6 - 20 mg/dL)	Calculated

Uric Acid - 08042342 Released at 08-Apr-2023 12:38 PM

Parameter	Result	Biological Ref.Range	Method
-Uric Acid	9.1 mg/dL	H (3.5 - 7.2 mg/dL)	Uricase-POD

REVIVAL
DIAGNOSTICS

Revival Diagnostics

401-Aqua Corridor,
Beside Star Bazar, Adajan,
Surat-395009. Mo. 9825947717
Dr. Shivangi Gandhi

MBBS, M.D (Pathology)
revivaldiagnostics.surat@gmail.com

www.revivaldiagnostics.com

0261 2747788, 9825947712

4TH Floor, Aqua Corridor, Hazira Road, Adajan Pal, Surat-395009.

This Medical Report Is Not Intended For Medico-legal Purposes.
Laboratory Test Results Are Subject To Technical Limitation And Should
Be Clinically Correlate For Final Diagnosis



REVIVAL DIAGNOSTICS

Name	PRACHI M VYAS	Age/Gender	34Yrs/Female
Reg No.	3617/23	Receipt No	295
Referred By	BOB - MEDI WHEEL(PKG10000241)	Mode of Payment	CREDIT
Collection Type	CENTER	Collection DateTime	08-Apr-2023 08:13 AM

Lipid Profile - 08042346 Released at 08-Apr-2023 12:38 PM

Parameter	Result	Biological Ref.Range	Method
-Serum Cholesterol	139 mg/dL	Desirable < 200 mg/dl Borderline High : 200-239 mg/dl High : > 240 mg/dl	CHOD-PAP
-Serum Triglyceride	140 mg/dL	Normal < 150 mg/dl Borderline High : 150 - 159 mg/dl High : 200 - 499 mg/dl Very High : 500 mg/dl	GPO-POD Method
-Serum HDLD(Direct)	40 mg/dL	Normal :> 55 mg/dl Borderline : 35-55 mg/dl Undesirable: < 35 mg/dl	PVS-PEGME Precipitation with CHOD-POD
-Serum VLDL	28 mg/dL	(5 - 30 mg/dL)	Calculated
-Serum LDL(Direct)	71 mg/dL	Optimal:< 100 mg/dl Above Optimal : 100- 129 mg/dl Borderline High : 130-159 mg/dl High : > 160-189mg/dl Very High : >190 mg/dl	Calculated
-Chol/HDL	3.48	Low risk: <3.8 Medium Risk: 3.8 to 5.9 High Risk: > 6	Calculated
-LDL/Chol	1.96	Low risk: <3.55 Medium Risk: 3.55 to 4.0 High Risk: > 6	Calculated

[Test performed on Fully Automated Biochemistry Analyzer ERBA EM200]



0261 2747788, 9825947712



4TH Floor, Aqua Corridor, Hazira Road, Adajan Pal, Surat-395009.



Revival Diagnostics

401-Aqua Corridor,

Beside Star Bazar, Adajan,

Surat-395009. Dr. Shiyangi Gandhi

MBBS, M.D. (Pathology)



www.revivaldiagnostics.com

This Medical Report Is Not Intended For Medico-legal Purposes.
Laboratory Test Results Are Subject To Technical Limitation And Should
Be Clinically Correlate For Final Diagnosis



Name	PRACHI M VYAS	Age/Gender	34Yrs/Female
Reg No.	3617/23	Receipt No	295
Referred By	BOB - MEDI WHEEL(PKG10000241)	Mode of Payment	CREDIT
Collection Type	CENTER	Collection DateTime	08-Apr-2023 08:13 AM

Urine Routine & Micro Examination - 08042348 Released at 08-Apr-2023 12:32 PM

Parameter	Result	Biological Ref.Range	Method
<u>Physical Examination</u>			
-Quantity	30		Manual
-Colour	Pale Yellow	Pale Yellow	Manual
-Appearance	Clear	Clear	Manual
-Reaction (pH)	Acidic		Dipstick
-Specific Gravity	1.025		Dipstick
<u>Chemical Examination</u>			
-Proteins.	Absent		Dipstick
-Sugar	Absent		Dipstick
-Acetone.	Absent		Dipstick
-Bile Salts	Absent	Absent	Dipstick
-Bile Pigments	Absent	Absent	Dipstick
-Occult Blood Test (OBT).	Negative		Dipstick
<u>Microscopic Examination</u>			
-Pus Cells	2-3		Microscopically
-Red Blood Cells	Absent		Microscopically
-Epithelial Cells	1-2		Microscopically
-Bacteria.	Absent		Microscopically
-Crystals	Absent	Absent	Microscopically
-Others	NIL	Absent	Microscopic Examination

Revival Diagnostics

401-Aqua Corridor,
Beside Star Bazar, Adajan,
Surat-395009. Mo-9825947712

Dr. Shivangi Gandhi

M.B.B.S. M.D (Pathology)



0261 2747788, 9825947712



4TH Floor, Aqua Corridor, Hazira Road, Adajan Pal, Surat-395009.




revivaldiagnostics.surat@gmail.com



www.revivaldiagnostics.com



REVIVAL DIAGNOSTICS



Name	PRACHI M VYAS	Age/Gender	34Yrs/Female
Reg No.	3617/23	Receipt No	295
Referred By	BOB - MEDI WHEEL(PKG10000241)	Mode of Payment	CREDIT
Collection Type	CENTER	Collection DateTime	08-Apr-2023 08:13 AM

Total T3 T4 TSH - 08042346 Released at 08-Apr-2023 02:33 PM

Parameter	Result	Biological Ref.Range	Method
-Total T3	1.03 ng/ml	(0.87 - 1.78 ng/ml)	Fluorescence Enzyme Immunoassay
-Total T4	6.11 ug/dl	(4.6 - 11 ug/dl)	Fluorescence Enzyme Immunoassay
-TSH	3.26 uIU/ml	0.50 - 5.50 uIU/ml 5.5 to 15 ul U/ml - Suggested Clinical co-relation or Repeat test with new sample as physiological factors can give falslely high TSH Above 15uIU/ml Hypopyhyroid PREGNANT WOMEN normal ranges for TSH: 1st Trimester : 0.0878 - 2.8293 uIU/ml 2nd Trimester : 0.1998 - 2.7915 uIU/ml 3rd Trimester : 0.307 - 2.9028 uIU/ml Ref: TIETZ Fundamentals of Clinical Chemistry	Fluorescence Enzyme Immunoassay

[Test performed on Fully Automated Immunology Analyzer Maglumi-600]

Revival Diagnostics

401-Aqua Corridor

Beside Star Bazar, Adajan,

Surat-395009. No. 9825947712

Dr. Shivangi Gandhi

M.B.B.S. M.D.(Pathology)



0261 2747788, 9825947712



4TH Floor, Aqua Corridor, Hazira Road, Adajan Pal, Surat-395009.



revivaldiagnostics.surat@gmail.com



www.revivaldiagnostics.com

This Medical Report Is Not Intended For Medico-legal Purposes.
Laboratory Test Results Are Subject To Technical Limitation And Should
Be Clinically Correlate For Final Diagnosis



REVIVAL DIAGNOSTICS

Name	PRACHI M VYAS	Age/Gender	34Yrs/Female
Reg No.	3617/23	Receipt No	295
Referred By	BOB - MEDI WHEEL(PKG10000241)	Mode of Payment	CREDIT
Collection Type	CENTER	Collection DateTime	08-Apr-2023 08:13 AM

USG OF ABDOMEN & PELVIS

LIVER:

Liver is normal in size, shape and echotexture.
No evidence of focal SOL or dilatation of IHBR seen.
Portahepatis appear normal.

GALLBLADDER:

Gallbladder is distended and appears normal.
No e/o calculus, mass lesion or changes of cholecystitis seen.

PANCREAS:

Pancreas appears normal in size, shape and echotexture.
No e/o focal lesion, mass or changes of pancreatitis seen.

SPLEEN:

Spleen appears normal in size, shape and echotexture.

PARAAORTIC REGION:

Aorta grossly appears normal. No e/o paraaortic lymphnodes seen.

KIDNEYS:

Both kidneys appear normal in size, shape, position and echotexture.
Cortex and collecting system of both kidneys appear normal.
No evidence of calculus or obstructive uropathy on either side.

URINARY BLADDER:

Bladder is distended and appears normal.
No calculus, mass lesion or changes of cystitis is seen.

UTERUS:

Retroverted, Normal in size, shape and echotexture with empty central uterine cavity.
Cervix appears normal.

No e/o focal SOL. Endometrial thickness is normal.

OVARIES:

Both adnexal region appear normal.
No e/o adnexal mass lesion seen on either side.
No evidence of free fluid seen in pelvis.

COMMENTS: NORMAL USG ABDOMEN AND PELVIS.

Dr. Chirag K. Patel
MBBS-DMPD
Reg. No. G-23509
Revival Diagnostic
4th Floor, Aqua Corridor,
Nr. Star Bazar, Hazira Main Road,
Adajan, Surat-395009.
Radiologist
Mo: 97266 726683
revivaldiagnostics.surat@gmail.com



0261 2747788, 9825947712



4th Floor, Aqua Corridor, Hazira Road, Adajan Pal, Surat-395009.



revivaldiagnostics.surat@gmail.com



www.revivaldiagnostics.com

R

NAME : PRACHI M VYAS
AGE: 34 YRS / FEMALE
REF BY: MEDI WHEEL





REVIVAL DIAGNOSTICS

Name	PRACHI M VYAS	Age/Gender	34Yrs/Female
Reg No.	3617/23	Receipt No	295
Referred By	BOB - MEDI WHEEL(PKG10000241)	Mode of Payment	CREDIT
Collection Type	CENTER	Collection DateTime	08-Apr-2023 08:13 AM

CHEST RADIOGRAPH (PA VIEW)

- Hilar shadows are within normal limits.
- Pulmonary vasculature appears normal.
- Cardiac appears normal in size.
- Both domeh of the diaphragm are smooth.
- Both costophrenic recesses are clear.
- Both lung fields appear normal.
- Visualized bones and soft tissue shadows appear normal.

IMPRESSION: NORMAL STUDY.

DR.CHIRAG K PATEL
RADIOLOGIST

REVIVAL
DIAGNOSTICS

Dr. Chirag K. Patel

MBBS-DMPD

Reg. No. 513500

Signature
Revival Diagnostic

4th Floor, Aqua Corridor,
Nr. Star Bazar, Hazira Main Road,
Adajan, Surat-395009.
Mo. 97266 726683



0261 2747788, 9825947712



4TH Floor, Aqua Corridor, Hazira Road, Adajan Pal, Surat-395009.



revivaldiagnostics.surat@gmail.com



www.revivaldiagnostics.com

This Medical Report Is Not Intended For Medico-legal Purposes.
Laboratory Test Results Are Subject To Technical Limitation And Should
Be Clinically Correlate For Final Diagnosis



2D-ECHOCARDIOGRAPHY & COLOR DOPPLER REPORT

Name:	PRACHI M. VYAS	Age/Gender	34Yrs /Female
Referred by.	MEDI WHEEL	Date	08 /04/2023

INDICATION: Preventive Health check up

- **CARDIAC CHAMBERS:** Left Ventricle: Mildly Dilated , Left Atrium: Normal size.
- No e/o thrombus in LA/LV.
- **Right Atrium:** Normal size. **Right Ventricle:** Normal size,
- **Normal Right Ventricular function.** (TAPSE=20mm)
- **Moderate Left Ventricular systolic dysfunction.** LVEF = 40% ,
LAD TERRITDRY HYPOKINESIA .
- **No Concentric Left Ventricular Hypertrophy.** (IVSd= 10 mm),
- **LV Compliance :**
NO Left Ventricular Diastolic Dysfunction [LVDD].
- **VALVES:**
- Structurally Normal Mitral valve/ Aortic valve/Tricuspid valve/ Pulmonary valve.
No significant Valvular Stenosis.
- **Doppler findings:** AV max = 1.22 m/s, PV max = 0.91 m/s.
Trivial MR, Trivial Tricuspid regurgitation.
- **No Pulmonary Arterial Hypertension.** PASP by TRjet vel.method = 23 mmHg.
- **SEPTAE:** IAS / IVS Appear Intact.
- **IVC :** Normal in dimension and shows good inspiratory 13mm collapse.
- **OTHERS:** No e/o Pericardial effusion / vegetation.

IMPRESSION:

**MODERATE LV SYSTOLIC DYSFUNCTION, LVEF= 40 % , -
LAD TERRITDRY HYPOKINESIA , LEFT VENTRICLE - MILDLY DILATED
NO LVH , NO PAH.**

Revival Diagnostics
401-Aqua Corridor,
Beside Star Bazar, Adajan,
Surat-395009. Mo. 9825947712

DR. ADITYA BORA
MBBS,DNB,PGDCC
PHYSICIAN & CLINICAL
CARDIOLOGIST



0261 2747788, 9825947712



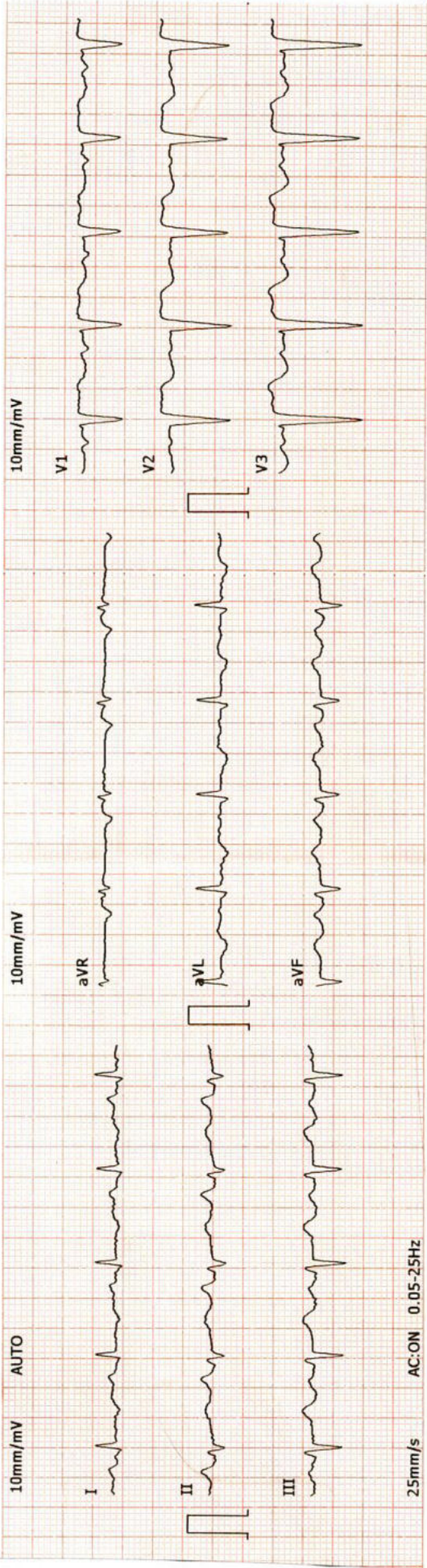
4th Floor, Aqua Corridor, Hazira Road, Adajan Pal, Surat-395009.



revivaldiagnostics.surat@gmail.com



www.revivaldiagnostics.com

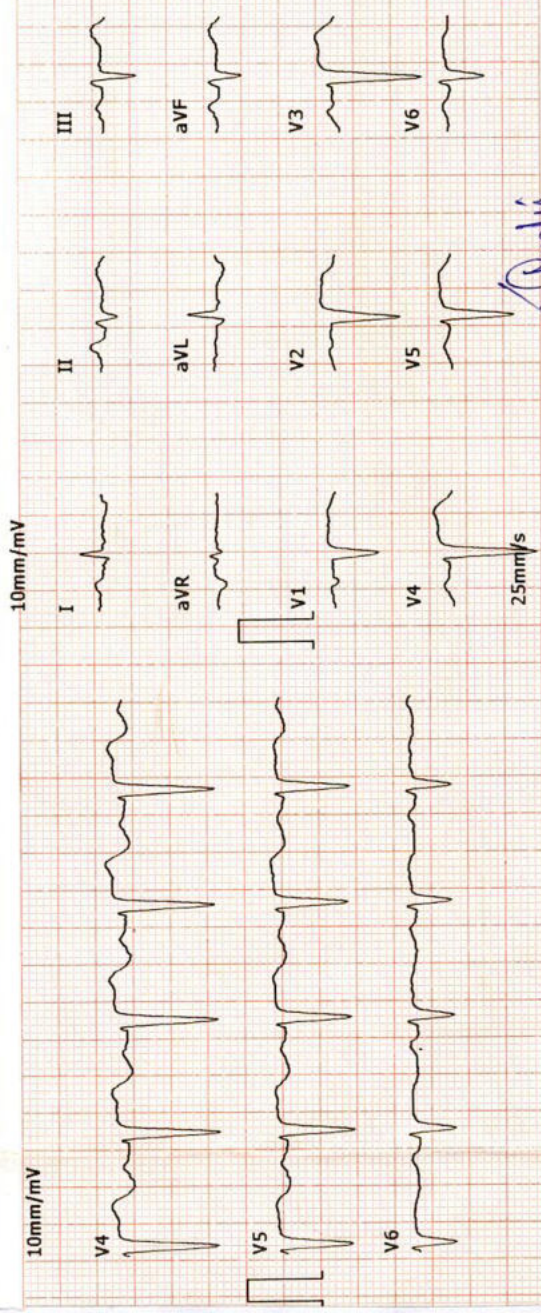


2023-4-8 8:32:09 ID: 00005334

ID Card: _____ Gender: Female
 Name: PRACHI _____ Height(cm): 164
 Age: 34 _____ BP(mmHg): /
 Weight(Kg): 82 _____

HR: _____ bpm 96
 P-R: _____ ms 173
 Q-R-S: _____ ms 90
 QT/QTc: _____ ms 363/456
 P/QRS/T AXES: _____ deg 54/-46/54
 RV5/SV1: _____ mV 0.04/0.63
 RV5+SV1: _____ mV 0.67

*The result must be confirmed by doctor!
 Report Confirmed by: _____



Prachi

Revival Diagnostics
 401-Aqua Corridor,
 Beside St. Pazar, Adajan,
 Guyana-395009. Tto. 9825947712

DR. ADITYA S. BORA
 MBBS, DNB, PGDCC
 PHYSICIAN & CLINICAL CARDIOLOGIST
 G-54906



REVIVAL DIAGNOSTICS

Name	PRACHI M VYAS	Age/Gender	34Yrs/Female
Reg No.	3617/23	Receipt No	295
Referred By	BOB - MEDI WHEEL(PKG10000241)	Mode of Payment	CREDIT
Collection Type	CENTER	Collection DateTime	08-Apr-2023 08:13 AM

ECG

- REPORT : **Sinus rhythm**
heart rate is 96 beats per minute
loss of R wave progression in chest leads

Revival Diagnostics
401-Aqua Corridor,
Beside Star Bazar, Adajan,
Surat-395009. Mo. 9825947712


DR. ADITYA S. BORA ^{Signature}
MBBS, DNB, PGDCC
PHYSICIAN & CLINICAL CARDIOLOGIST
-G-54906

REVIVAL
DIAGNOSTICS



0261 2747788, 9825947712



4TH Floor, Aqua Corridor, Hazira Road, Adajan Pal, Surat-395009.



revivaldiagnostics.surat@gmail.com



www.revivaldiagnostics.com

This Medical Report Is Not Intended For Medico-legal Purposes.
Laboratory Test Results Are Subject To Technical Limitation And Should
Be Clinically Correlate For Final Diagnosis