

# INDRA DIAGNOSTIC CENTRE

Add: Indra Deep Complex, Sanjay Gandhi Puram, Faizabad Road, Indira Nagar

Ph: 7706041643,7706041644

CIN : U85196UP1992PLC014075



Patient Name	: Mr.AJAY KUMAR YADAV	Registered On	: 12/Dec/2021 09:31:36
Age/Gender	: 40 Y 3 M 22 D /M	Collected	: 12/Dec/2021 09:40:06
UHID/MR NO	: IDCD.0000128795	Received	: 12/Dec/2021 13:26:21
Visit ID	: IDCD0369552122	Reported	: 12/Dec/2021 14:25:38
Ref Doctor	: Dr.Mediwheel - Arcofemi Health Care Ltd.	Status	: Final Report

## DEPARTMENT OF HAEMATOLOGY

### MEDIWHEEL BANK OF BARODA MALE & FEMALE BELOW 40 YRS

Test Name	Result	Unit	Bio. Ref. Interval	Method
<b>Blood Group (ABO &amp; Rh typing) ** , Blood</b>				
Blood Group	O			
Rh ( Anti-D)	NEGATIVE			
<b>COMPLETE BLOOD COUNT (CBC) ** , Blood</b>				
Haemoglobin	15.20	g/dl	Male- 13.5-17.5 g/dl Female-12.0-15.5 g/dl	
TLC (WBC)	7,500.00	/Cu mm	4000-10000	ELECTRONIC IMPEDANCE
<b>DLC</b>				
Polymorphs (Neutrophils )	<b>71.00</b>	%	55-70	ELECTRONIC IMPEDANCE
Lymphocytes	25.00	%	25-40	ELECTRONIC IMPEDANCE
Monocytes	3.00	%	3-5	ELECTRONIC IMPEDANCE
Eosinophils	1.00	%	1-6	ELECTRONIC IMPEDANCE
Basophils	0.00	%	< 1	ELECTRONIC IMPEDANCE
<b>ESR</b>				
Observed	8.00	Mm for 1st hr.		
Corrected	0.00	Mm for 1st hr.	< 9	
PCV (HCT)	45.00	cc %	40-54	
<b>Platelet count</b>				
Platelet Count	1.50	LACS/cu mm	1.5-4.0	ELECTRONIC IMPEDANCE/MICROSCOPIC
PDW (Platelet Distribution width)	16.40	fL	9-17	ELECTRONIC IMPEDANCE
P-LCR (Platelet Large Cell Ratio)	57.30	%	35-60	ELECTRONIC IMPEDANCE
PCT (Platelet Hematocrit)	0.18	%	0.108-0.282	ELECTRONIC IMPEDANCE
MPV (Mean Platelet Volume)	<b>14.70</b>	fL	6.5-12.0	ELECTRONIC IMPEDANCE
<b>RBC Count</b>				
RBC Count	4.34	Mill./cu mm	4.2-5.5	ELECTRONIC IMPEDANCE
<b>Blood Indices (MCV, MCH, MCHC)</b>				
MCV	<b>106.40</b>	fl	80-100	CALCULATED PARAMETER
MCH	35.00	pg	28-35	CALCULATED PARAMETER
MCHC	32.90	%	30-38	CALCULATED PARAMETER
RDW	14.40	%	11-16	ELECTRIC
RDW-CV	54.00	fL	35-60	ELECTRIC
Neutrophils Count	5,325.00	/cu mm	3000-7000	
Eosinophils Count (AEC)	75.00	/cu mm	40-440	



*Anupam Singh*  
Dr. Anupam Singh  
M.B.B.S,M.D.(Pathology)

# INDRA DIAGNOSTIC CENTRE

Add: Indra Deep Complex, Sanjay Gandhi Puram, Faizabad Road, Indira Nagar

Ph: 7706041643,7706041644

CIN : U85196UP1992PLC014075



Patient Name	: Mr.AJAY KUMAR YADAV	Registered On	: 12/Dec/2021 09:31:36
Age/Gender	: 40 Y 3 M 22 D /M	Collected	: 12/Dec/2021 12:37:34
UHID/MR NO	: IDCD.0000128795	Received	: 12/Dec/2021 13:56:28
Visit ID	: IDCD0369552122	Reported	: 12/Dec/2021 14:56:15
Ref Doctor	: Dr.Mediwheel - Arcofemi Health Care Ltd.	Status	: Final Report

## DEPARTMENT OF BIOCHEMISTRY

### MEDIWHEEL BANK OF BARODA MALE & FEMALE BELOW 40 YRS

Test Name	Result	Unit	Bio. Ref. Interval	Method
-----------	--------	------	--------------------	--------

#### GLUCOSE FASTING , Plasma

Glucose Fasting	88.30	mg/dl	< 100 Normal 100-125 Pre-diabetes ≥ 126 Diabetes	GOD POD
-----------------	-------	-------	--	---------

#### Interpretation:

- Kindly correlate clinically with intake of hypoglycemic agents, drug dosage variations and other drug interactions.
- A negative test result only shows that the person does not have diabetes at the time of testing. It does not mean that the person will never get diabetes in future, which is why an Annual Health Check up is essential.
- I.G.T = Impaired Glucose Tolerance.

#### Glucose PP

Sample: Plasma After Meal

Glucose PP	107.50	mg/dl	<140 Normal 140-199 Pre-diabetes >200 Diabetes	GOD POD
------------	--------	-------	--	---------

#### Interpretation:

- Kindly correlate clinically with intake of hypoglycemic agents, drug dosage variations and other drug interactions.
- A negative test result only shows that the person does not have diabetes at the time of testing. It does not mean that the person will never get diabetes in future, which is why an Annual Health Check up is essential.
- I.G.T = Impaired Glucose Tolerance.



Dr. Shoaib Irfan (MBBS, MD, PDCC)

# INDRA DIAGNOSTIC CENTRE

Add: Indra Deep Complex, Sanjay Gandhi Puram, Faizabad Road, Indira Nagar

Ph: 7706041643,7706041644

CIN : U85196UP1992PLC014075



Patient Name	: Mr.AJAY KUMAR YADAV	Registered On	: 12/Dec/2021 09:31:37
Age/Gender	: 40 Y 3 M 22 D /M	Collected	: 12/Dec/2021 09:40:06
UHID/MR NO	: IDCD.0000128795	Received	: 12/Dec/2021 12:48:58
Visit ID	: IDCD0369552122	Reported	: 12/Dec/2021 13:48:50
Ref Doctor	: Dr.Mediwheel - Arcofemi Health Care Ltd.	Status	: Final Report

## DEPARTMENT OF BIOCHEMISTRY

### MEDIWHEEL BANK OF BARODA MALE & FEMALE BELOW 40 YRS

Test Name	Result	Unit	Bio. Ref. Interval	Method
-----------	--------	------	--------------------	--------

#### GLYCOSYLATED HAEMOGLOBIN (HBA1C) \*\*, EDTA BLOOD

Glycosylated Haemoglobin (HbA1c)	4.90	% NGSP		HPLC (NGSP)
Glycosylated Haemoglobin (Hb-A1c)	30.00	mmol/mol/IFCC		
Estimated Average Glucose (eAG)	94	mg/dl		

#### Interpretation:

##### NOTE:-

- eAG is directly related to A1c.
- An A1c of 7% -the goal for most people with diabetes-is the equivalent of an eAG of 154 mg/dl.
- eAG may help facilitate a better understanding of actual daily control helping you and your health care provider to make necessary changes to your diet and physical activity to improve overall diabetes management.

The following ranges may be used for interpretation of results. However, factors such as duration of diabetes, adherence to therapy and the age of the patient should also be considered in assessing the degree of blood glucose control.

Haemoglobin A1C (%)NGSP	mmol/mol / IFCC Unit	eAG (mg/dl)	Degree of Glucose Control Unit
> 8	>63.9	>183	Action Suggested*
7-8	53.0 -63.9	154-183	Fair Control
< 7	<63.9	<154	Goal**
6-7	42.1 -63.9	126-154	Near-normal glycemia
< 6%	<42.1	<126	Non-diabetic level

\*High risk of developing long term complications such as Retinopathy, Nephropathy, Neuropathy, Cardiopathy, etc.

\*\*Some danger of hypoglycemic reaction in Type 1diabetics. Some glucose intolerant individuals and "subclinical" diabetics may demonstrate HbA1C levels in this area.

N.B. : Test carried out on Automated G8 90 SL TOSOH HPLC Analyser.

# INDRA DIAGNOSTIC CENTRE

Add: Indra Deep Complex, Sanjay Gandhi Puram, Faizabad Road, Indira Nagar

Ph: 7706041643,7706041644

CIN : U85196UP1992PLC014075



Patient Name	: Mr.AJAY KUMAR YADAV	Registered On	: 12/Dec/2021 09:31:37
Age/Gender	: 40 Y 3 M 22 D /M	Collected	: 12/Dec/2021 09:40:06
UHID/MR NO	: IDCD.0000128795	Received	: 12/Dec/2021 12:48:58
Visit ID	: IDCD0369552122	Reported	: 12/Dec/2021 13:48:50
Ref Doctor	: Dr.Mediwheel - Arcofemi Health Care Ltd.	Status	: Final Report

## DEPARTMENT OF BIOCHEMISTRY

### MEDIWHEEL BANK OF BARODA MALE & FEMALE BELOW 40 YRS

Test Name	Result	Unit	Bio. Ref. Interval	Method
-----------	--------	------	--------------------	--------

#### Clinical Implications:

\*Values are frequently increased in persons with poorly controlled or newly diagnosed diabetes.

\*With optimal control, the HbA 1c moves toward normal levels.

\*A diabetic patient who recently comes under good control may still show higher concentrations of glycosylated hemoglobin. This level declines gradually over several months as nearly normal glycosylated \*Increases in glycosylated hemoglobin occur in the following non-diabetic conditions: a. Iron-deficiency anemia b. Splenectomy  
c. Alcohol toxicity d. Lead toxicity

\*Decreases in A 1c occur in the following non-diabetic conditions: a. Hemolytic anemia b. chronic blood loss

\*Pregnancy d. chronic renal failure. Interfering Factors:

\*Presence of Hb F and H causes falsely elevated values. 2. Presence of Hb S, C, E, D, G, and Lepore (autosomal recessive mutation resulting in a hemoglobinopathy) causes falsely decreased values.



Dr. Anupam Singh  
M.B.B.S,M.D.(Pathology)

# INDRA DIAGNOSTIC CENTRE

Add: Indra Deep Complex, Sanjay Gandhi Puram, Faizabad Road, Indira Nagar

Ph: 7706041643,7706041644

CIN : U85196UP1992PLC014075



Patient Name	: Mr.AJAY KUMAR YADAV	Registered On	: 12/Dec/2021 09:31:37
Age/Gender	: 40 Y 3 M 22 D /M	Collected	: 12/Dec/2021 09:40:06
UHID/MR NO	: IDCD.0000128795	Received	: 12/Dec/2021 11:03:07
Visit ID	: IDCD0369552122	Reported	: 12/Dec/2021 12:13:06
Ref Doctor	: Dr.Mediwheel - Arcofemi Health Care Ltd.	Status	: Final Report

## DEPARTMENT OF BIOCHEMISTRY

### MEDIWHEEL BANK OF BARODA MALE & FEMALE BELOW 40 YRS

Test Name	Result	Unit	Bio. Ref. Interval	Method
<b>BUN (Blood Urea Nitrogen)</b> <i>Sample:Serum</i>	7.25	mg/dL	7.0-23.0	CALCULATED
<b>Creatinine</b> <i>Sample:Serum</i>	0.97	mg/dl	0.7-1.3	MODIFIED JAFFES
<b>e-GFR (Estimated Glomerular Filtration Rate)</b> <i>Sample:Serum</i>	85.70	ml/min/1.73m <sup>2</sup>	90-120 Normal - 60-89 Near Normal	CALCULATED
<b>Uric Acid</b> <i>Sample:Serum</i>	3.48	mg/dl	3.4-7.0	URICASE
<b>L.F.T.(WITH GAMMA GT) * , Serum</b>				
SGOT / Aspartate Aminotransferase (AST)	15.00	U/L	< 35	IFCC WITHOUT P5P
SGPT / Alanine Aminotransferase (ALT)	16.90	U/L	< 40	IFCC WITHOUT P5P
Gamma GT (GGT)	25.40	IU/L	11-50	OPTIMIZED SZAIZING
Protein	7.16	gm/dl	6.2-8.0	BIRUET
Albumin	4.27	gm/dl	3.8-5.4	B.C.G.
Globulin	2.89	gm/dl	1.8-3.6	CALCULATED
A:G Ratio	1.48		1.1-2.0	CALCULATED
Alkaline Phosphatase (Total)	96.70	U/L	42.0-165.0	IFCC METHOD
Bilirubin (Total)	0.80	mg/dl	0.3-1.2	JENDRASSIK & GROF
Bilirubin (Direct)	0.28	mg/dl	< 0.30	JENDRASSIK & GROF
Bilirubin (Indirect)	0.52	mg/dl	< 0.8	JENDRASSIK & GROF
<b>LIPID PROFILE ( MINI ) , Serum</b>				
Cholesterol (Total)	143.00	mg/dl	<200 Desirable 200-239 Borderline High > 240 High	CHOD-PAP
HDL Cholesterol (Good Cholesterol)	40.80	mg/dl	30-70	DIRECT ENZYMATIC
LDL Cholesterol (Bad Cholesterol)	77	mg/dl	< 100 Optimal 100-129 Nr. Optimal/Above Optimal 130-159 Borderline High 160-189 High > 190 Very High	CALCULATED
VLDL	25.56	mg/dl	10-33	CALCULATED
Triglycerides	127.80	mg/dl	< 150 Normal 150-199 Borderline High	GPO-PAP

# INDRA DIAGNOSTIC CENTRE

Add: Indra Deep Complex, Sanjay Gandhi Puram, Faizabad Road, Indira Nagar

Ph: 7706041643,7706041644

CIN : U85196UP1992PLC014075



Patient Name	: Mr.AJAY KUMAR YADAV	Registered On	: 12/Dec/2021 09:31:37
Age/Gender	: 40 Y 3 M 22 D /M	Collected	: 12/Dec/2021 09:40:06
UHID/MR NO	: IDCD.0000128795	Received	: 12/Dec/2021 11:03:07
Visit ID	: IDCD0369552122	Reported	: 12/Dec/2021 12:13:06
Ref Doctor	: Dr.Mediwheel - Arcofemi Health Care Ltd.	Status	: Final Report


## DEPARTMENT OF BIOCHEMISTRY

### MEDIWHEEL BANK OF BARODA MALE & FEMALE BELOW 40 YRS

Test Name	Result	Unit	Bio. Ref. Interval	Method
-----------	--------	------	--------------------	--------

200-499 High  
>500 Very High



  
Dr. Shoaib Irfan (MBBS, MD, PDCC)

# INDRA DIAGNOSTIC CENTRE

Add: Indra Deep Complex, Sanjay Gandhi Puram, Faizabad Road, Indira Nagar

Ph: 7706041643,7706041644

CIN : U85196UP1992PLC014075



Patient Name	: Mr.AJAY KUMAR YADAV	Registered On	: 12/Dec/2021 09:31:36
Age/Gender	: 40 Y 3 M 22 D /M	Collected	: 12/Dec/2021 11:19:23
UHID/MR NO	: IDCD.0000128795	Received	: 12/Dec/2021 13:38:47
Visit ID	: IDCD0369552122	Reported	: 12/Dec/2021 14:12:43
Ref Doctor	: Dr.Mediwheel - Arcofemi Health Care Ltd.	Status	: Final Report

## DEPARTMENT OF CLINICAL PATHOLOGY


### MEDIWHEEL BANK OF BARODA MALE & FEMALE BELOW 40 YRS

Test Name	Result	Unit	Bio. Ref. Interval	Method
-----------	--------	------	--------------------	--------

#### URINE EXAMINATION, ROUTINE \*\* , Urine

Color	LIGHT YELLOW			
Specific Gravity	1.010			
Reaction PH	Acidic ( 6.5 )			DIPSTICK
Protein	ABSENT	mg %	< 10 Absent 10-40 (+) 40-200 (++) 200-500 (+++) > 500 (++++)	DIPSTICK
Sugar	ABSENT	gms%	< 0.5 (+) 0.5-1.0 (++) 1-2 (+++) > 2 (++++)	DIPSTICK
Ketone	ABSENT	mg/dl	0.2-2.81	BIOCHEMISTRY
Bile Salts	ABSENT			
Bile Pigments	ABSENT			
Urobilinogen(1:20 dilution)	ABSENT			
<b>Microscopic Examination:</b>				
Epithelial cells	0-1/h.p.f			MICROSCOPIC EXAMINATION
Pus cells	0-1/h.p.f			MICROSCOPIC EXAMINATION
RBCs	ABSENT			MICROSCOPIC EXAMINATION
Cast	ABSENT			
Crystals	ABSENT			MICROSCOPIC EXAMINATION
Others	ABSENT			



  
Dr. Anupam Singh  
M.B.B.S,M.D.(Pathology)

# INDRA DIAGNOSTIC CENTRE

Add: Indra Deep Complex, Sanjay Gandhi Puram, Faizabad Road, Indira Nagar

Ph: 7706041643,7706041644

CIN : U85196UP1992PLC014075



Patient Name	: Mr.AJAY KUMAR YADAV	Registered On	: 12/Dec/2021 09:31:37
Age/Gender	: 40 Y 3 M 22 D /M	Collected	: 12/Dec/2021 12:40:19
UHID/MR NO	: IDCD.0000128795	Received	: 12/Dec/2021 13:04:17
Visit ID	: IDCD0369552122	Reported	: 12/Dec/2021 13:10:13
Ref Doctor	: Dr.Mediwheel - Arcofemi Health Care Ltd.	Status	: Final Report

## DEPARTMENT OF CLINICAL PATHOLOGY

### MEDIWHEEL BANK OF BARODA MALE & FEMALE BELOW 40 YRS

Test Name	Result	Unit	Bio. Ref. Interval	Method
-----------	--------	------	--------------------	--------

#### STOOL, ROUTINE EXAMINATION \* , Stool

Color	BROWNISH
Consistency	SEMI SOLID
Reaction (PH)	Acidic ( 6.0 )
Mucus	ABSENT
Blood	ABSENT
Worm	ABSENT
Pus cells	ABSENT
RBCs	ABSENT
Ova	ABSENT
Cysts	ABSENT
Others	ABSENT

#### SUGAR, FASTING STAGE \* , Urine

Sugar, Fasting stage	ABSENT	gms%
----------------------	--------	------

##### Interpretation:

(+)	< 0.5
(++)	0.5-1.0
(+++)	1-2
(++++)	> 2


#### SUGAR, PP STAGE \* , Urine

Sugar, PP Stage	ABSENT
-----------------	--------

##### Interpretation:

(+)	< 0.5 gms%
(++)	0.5-1.0 gms%
(+++)	1-2 gms%
(++++)	> 2 gms%



  
Dr. Shoaib Irfan (MBBS, MD, PDCC)



# INDRA DIAGNOSTIC CENTRE

Add: Indra Deep Complex, Sanjay Gandhi Puram, Faizabad Road, Indira Nagar

Ph: 7706041643,7706041644

CIN : U85196UP1992PLC014075



Patient Name	: Mr.AJAY KUMAR YADAV	Registered On	: 12/Dec/2021 09:31:37
Age/Gender	: 40 Y 3 M 22 D /M	Collected	: 12/Dec/2021 09:40:06
UHID/MR NO	: IDCD.0000128795	Received	: 12/Dec/2021 12:33:16
Visit ID	: IDCD0369552122	Reported	: 12/Dec/2021 14:24:04
Ref Doctor	: Dr.Mediwheel - Arcofemi Health Care Ltd.	Status	: Final Report

## DEPARTMENT OF IMMUNOLOGY

### MEDIWHEEL BANK OF BARODA MALE & FEMALE BELOW 40 YRS

Test Name	Result	Unit	Bio. Ref. Interval	Method
-----------	--------	------	--------------------	--------

#### THYROID PROFILE - TOTAL \*\* , Serum

T3, Total (tri-iodothyronine)	125.38	ng/dl	84.61–201.7	CLIA
T4, Total (Thyroxine)	8.45	ug/dl	3.2-12.6	CLIA
TSH (Thyroid Stimulating Hormone)	2.96	μIU/mL	0.27 - 5.5	CLIA

#### Interpretation:

0.3-4.5	μIU/mL	First Trimester
0.5-4.6	μIU/mL	Second Trimester
0.8-5.2	μIU/mL	Third Trimester
0.5-8.9	μIU/mL	Adults 55-87 Years
0.7-27	μIU/mL	Premature 28-36 Week
2.3-13.2	μIU/mL	Cord Blood > 37Week
0.7-64	μIU/mL	Child(21 wk - 20 Yrs.)
1-39	μIU/mL	Child 0-4 Days
1.7-9.1	μIU/mL	Child 2-20 Week

1) Patients having low T3 and T4 levels but high TSH levels suffer from primary hypothyroidism, cretinism, juvenile myxedema or autoimmune disorders.

2) Patients having high T3 and T4 levels but low TSH levels suffer from Grave's disease, toxic adenoma or sub-acute thyroiditis.

3) Patients having either low or normal T3 and T4 levels but low TSH values suffer from iodine deficiency or secondary hypothyroidism.

4) Patients having high T3 and T4 levels but normal TSH levels may suffer from toxic multinodular goiter. This condition is mostly a symptomatic and may cause transient hyperthyroidism but no persistent symptoms.


5) Patients with high or normal T3 and T4 levels and low or normal TSH levels suffer either from T3 toxicosis or T4 toxicosis respectively.

6) In patients with non thyroidal illness abnormal test results are not necessarily indicative of thyroidism but may be due to adaptation to the catabolic state and may revert to normal when the patient recovers.

7) There are many drugs for eg. Glucocorticoids, Dopamine, Lithium, Iodides, Oral radiographic dyes, etc. which may affect the thyroid function tests.

8) Generally when total T3 and total T4 results are indecisive then Free T3 and Free T4 tests are recommended for further confirmation along with TSH levels.



  
Dr. Anupam Singh  
M.B.B.S, M.D. (Pathology)

# INDRA DIAGNOSTIC CENTRE

Add: Indra Deep Complex, Sanjay Gandhi Puram, Faizabad Road, Indira Nagar

Ph: 7706041643,7706041644

CIN : U85196UP1992PLC014075



Patient Name	: Mr.AJAY KUMAR YADAV	Registered On	: 12/Dec/2021 09:31:38
Age/Gender	: 40 Y 3 M 22 D /M	Collected	: N/A
UHID/MR NO	: IDCD.0000128795	Received	: N/A
Visit ID	: IDCD0369552122	Reported	: 12/Dec/2021 11:33:00
Ref Doctor	: Dr.Mediwheel - Arcofemi Health Care Ltd.	Status	: Final Report

## DEPARTMENT OF X-RAY

### MEDIWHEEL BANK OF BARODA MALE & FEMALE BELOW 40 YRS

#### X-RAY DIGITAL CHEST PA \*

(500 mA COMPUTERISED UNIT SPOT FILM DEVICE)

#### DIGITAL CHEST P-A VIEW

- **Bilateral bronchovascular markings appear prominent.**
- Soft tissue shadow appears normal.
- Bony cage is normal.
- Diaphragmatic shadows are normal on both sides.
- Costo-phrenic angles are bilaterally clear.
- Trachea is central in position.
- Cardiac size & contours are normal.
- Hilar shadows are normal.
- Pulmonary parenchyma did not reveal any significant lesion.
- **CORADS-2.**

Please correlate clinically.

Typed by anoop

(This report is a professional opinion & not a diagnosis. Kindly intimate us immediately or within 7 days for any reporting / typing error or any query regarding radiological correlation of clinical findings)



Dr. Anil Kumar Verma  
(MBBS,DMRD)

# INDRA DIAGNOSTIC CENTRE

Add: Indra Deep Complex, Sanjay Gandhi Puram, Faizabad Road, Indira Nagar  
Ph: 7706041643,7706041644  
CIN : U85196UP1992PLC014075



Patient Name	: Mr.AJAY KUMAR YADAV	Registered On	: 12/Dec/2021 09:31:38
Age/Gender	: 40 Y 3 M 22 D /M	Collected	: N/A
UHID/MR NO	: IDCD.0000128795	Received	: N/A
Visit ID	: IDCD0369552122	Reported	: 12/Dec/2021 11:13:01
Ref Doctor	: Dr.Mediwheel - Arcofemi Health Care Ltd.	Status	: Final Report

## DEPARTMENT OF ULTRASOUND

### MEDIWHEEL BANK OF BARODA MALE & FEMALE BELOW 40 YRS

#### ULTRASOUND WHOLE ABDOMEN (UPPER & LOWER) \*

##### LIVER

- **Mild hepatomegaly present, measures ~ 158.1 mms in cranio caudal extent, shows diffuse bright echoes.** No focal lesion is seen.

##### PORTAL SYSTEM

- The intra hepatic portal channels are normal.
- Portal vein is normal at the porta.
- Porta hepatis is normal.

##### BILIARY SYSTEM

- The intra-hepatic biliary radicles are normal.
- Common duct are normal at the porta.
- The gall bladder is normal in size and has regular walls. Wall thickness is normal. Lumen of the gall bladder is anechoic.

##### PANCREAS

- The pancreas is normal in size and shape and has a normal homogenous echotexture.

##### RIGHT KIDNEY

- Right kidney is normal in size and shape and cortical echotexture.
- The collecting system is not dilated.
- The upper part of right ureter is normal.
- The vesicoureteric junction is normal.
- Corticomedullary demarcation is clear.
- Renal respiratory excursions are normal.

##### LEFT KIDNEY

- Left kidney is normal in size and shape and cortical echotexture.
- The collecting system is not dilated.

# INDRA DIAGNOSTIC CENTRE

Add: Indra Deep Complex, Sanjay Gandhi Puram, Faizabad Road, Indira Nagar

Ph: 7706041643,7706041644

CIN : U85196UP1992PLC014075



Patient Name	: Mr.AJAY KUMAR YADAV	Registered On	: 12/Dec/2021 09:31:38
Age/Gender	: 40 Y 3 M 22 D /M	Collected	: N/A
UHID/MR NO	: IDCD.0000128795	Received	: N/A
Visit ID	: IDCD0369552122	Reported	: 12/Dec/2021 11:13:01
Ref Doctor	: Dr.Mediwheel - Arcofemi Health Care Ltd.	Status	: Final Report

## DEPARTMENT OF ULTRASOUND

### MEDIWHEEL BANK OF BARODA MALE & FEMALE BELOW 40 YRS

- The upper part of left ureter is normal.
- The vesicoureteric junction is normal.
- Corticomedullary demarcation is clear.
- Renal respiratory excursions are normal.

#### SPLEEN

- **Mild splenomegaly present, measures ~ 117.1 mms and has a homogenous echotexture.**  
No focal lesion is seen.

#### ILIAC FOSSA

- Scan over the iliac fossae does not reveal any fluid collection or mass.

#### URINARY BLADDER

- The urinary bladder is normal. Bladder wall is normal in thickness and regular.
- **Pre void urine volume is 210 ml.**
- **Post void residual urine volume is nil.**

#### PROSTATE

- **Prostate gland is enlarged and mildly hypoechoic & measures ~ 42.1 x 39.6 x 31.4 mms, approx weight is 27.42 grams.**

# INDRA DIAGNOSTIC CENTRE

Add: Indra Deep Complex, Sanjay Gandhi Puram, Faizabad Road, Indira Nagar

Ph: 7706041643,7706041644

CIN : U85196UP1992PLC014075



Patient Name	: Mr.AJAY KUMAR YADAV	Registered On	: 12/Dec/2021 09:31:38
Age/Gender	: 40 Y 3 M 22 D /M	Collected	: N/A
UHID/MR NO	: IDCD.0000128795	Received	: N/A
Visit ID	: IDCD0369552122	Reported	: 12/Dec/2021 11:13:01
Ref Doctor	: Dr.Mediwheel - Arcofemi Health Care Ltd.	Status	: Final Report

## DEPARTMENT OF ULTRASOUND

### MEDIWHEEL BANK OF BARODA MALE & FEMALE BELOW 40 YRS

#### **IMPRESSION**

- **Mild hepatomegaly with grade- I fatty changes liver.**
- **Mild splenomegaly.**
- **Grade- I prostatomegaly.**

ADV - Clinicopathological correlation/Follow up


Typed by roshan

\*\*\* End Of Report \*\*\*

(\*) Test not done under NABL accredited Scope, (\*\*) Test Performed at Chandan Speciality Lab.

Result/s to Follow:  
ECG/EKG



  
Dr. Anoop Agarwal  
MBBS,MD(Radiology)

This report is not for medico legal purpose. If clinical correlation is not established, kindly repeat the test at no additional cost within seven days.

Facilities: Pathology, Bedside Sample Collection, Health Check-ups, Digital X-Ray, ECG (Bedside also), Allergy Testing, Test And Health Check-ups, Ultrasonography, Sonomammography, Bone Mineral Density (BMD), Doppler Studies, 2D Echo, CT Scan, MRI, Blood Bank, TMT, EEG, PFT, OPG, Endoscopy, Digital Mammography, Electromyography (EMG), Nerve Conduction Velocity (NCV), Audiometry, Brainstem Evoked Response Audiometry (BERA), Colonoscopy, Ambulance Services, Online Booking Facilities for Diagnostics, Online Report Viewing \*  
365 Days Open \*Facilities Available at Select Location