

Hitesh Thakor

REVIVAL DIAGNOSTICS



HEALTH CHECK-UP SUMMARY

Name : Hitesh Kumar Thakor

Date: 12/08/2022

Email ID :

Sex : M	Age : 47 Years	Contact No: 9512293448	Remarks :	
			Under-weight	-
			Normal	<input checked="" type="checkbox"/>
			Over-weight	-

i> BMI

Height (in Cm) : 168	Weight (in Kg) : 64	BMI: 22.7	
----------------------	---------------------	-----------	--

ii> Blood Pressure & Pulse

120/80 mm/hg
76 /min.

If high or low, whether the person is on medication : YES / NO

iii> Blood Tests & Lung Function Remarks

PS }
CRS }
CNS }

If abnormal, whether the person is on medication : YES / NO

iv> Eye Test Remarks

Eye Test : L 6/18 R 6/18
Color Vision:

v> Heart Disease

Whether any specific heart ailment detected (ECG findings) :
normal

vi> Any other problems needing attention / Overall Assessment :

no

Dr. Chirag Patel
M.B.B.S. G-49432

Signature of the Doctor

Dr. Hitesh Thakor

Revival Diagnostic

401, Aqua Corridor,
B/s. Star Bazar, Surat-395009
Mo. 91062-28601

Laboratory Test Result are Subject to technical limitation and should be clinically correlate for final diagnosis

4th Floor, Aqua Corridor, Hazira Road, Adajan Pal, Surat-395009.

0261 2747788, 9825947712 revivaldiagnostics.surat@gmail.com www.revivaldiagnostics.com

This medical report is not intended for medico-legal purposes.



NAME: Hiteshkumar Thakar SEX: M
BIRTHDATE: 20/12/1975 AGE: 47

DEPARTMENT OF OPHTHALMOLOGY

EYE TEST:

1. VISION:

RIGHT EYE - 6/18

LEFT EYE - 6/18

2. COLOR VISION:

RIGHT EYE - (C)

LEFT EYE - (C)

3. FUNDUS:

RIGHT EYE - (C)

LEFT EYE -

REMARKS:

Revival Diagnostic
401, Aqua Corridor,
B/s. Star Bazar, Surat-395009
Ophthalmologist/Optomestrist
Mo. 91062-28601

Laboratory Test Result are Subject to technical limitation and should be clinically correlate for final diagnosis



Name	HITESHKUMAR R THAKOR	Age/Gender	47Yrs/Male
Reg No.	8759/23	Receipt No	5279
Referred By	Bank of Baroda (BOB) - MEDI WHEEL(PKG10000242)	Mode of Payment	CREDIT
Collection Type	CENTER	Collection DateTime	12-Aug-2023 08:35 AM

BLOOD GROUP - 120823100 Released at 12-Aug-2023 12:36 PM

Parameter	Result	Biological Ref.Range	Method
-Blood Group	"O"		
-Rh Factor	POSITIVE		

CBC - 12082398 Released at 12-Aug-2023 01:12 PM

Parameter	Result	Biological Ref.Range	Method
-Haemoglobin	14.2 gm/dL	(13.5 - 18 gm/dL)	Auto
-RBC Count	5.49 mill/cumm	(4.6 - 6.2 mill/cumm)	Auto
-Total WBC Count	5200 /cumm	(4000 - 10000 /cumm)	Auto
-Platelet Count	2.72 lakh/cumm	(1.5 - 4.5 lakh/cumm)	Auto

Blood Indices

-HCT	44.6 %	(40 - 55 %)	Auto
-MCV	81.2 fl	(80 - 92 fl)	Auto
-MCH	25.9 pg	L (27 - 31 pg)	Auto
-MCHC	31.9 gm/dL	L (32 - 36 gm/dL)	Auto
-RDW	14.2 %	(11 - 15 %)	Auto

Diff WBC Count


-Polymorphs	69 %	(40 - 80 %)	Microscopically
-Lymphocytes	26 %	(20 - 40 %)	Microscopically
-Eosinophils	03 %	(1 - 6 %)	Microscopically
-Monocytes	02 %	(2 - 7 %)	Microscopically
-Basophils	00 %	(0 - 1 %)	Microscopically
-PLATELET ON SMEAR	Adequate		Microscopically
-MALARIAL PARASITES	Malarial Parasites Not Detected		Microscopically

[Test performed on Fully Automated Hematology Analyzer ERBA H-360]

Revival Diagnostics

401-Aqua Corridor,
Beside Star Bazar, Adajan,
Surat-395009. Mo. 9825947717

Laboratory Test Result are Subject to technical limitation and should be clinically correlate for final diagnosis


Dr. Shivangi Gand'hi
M.B.B.S, M.D (Pathology)

4th Floor, Aqua Corridor, Hazira Road, Adajan Pal, Surat-395009.

☎ 0261 2747788, 9825947712 ✉ revivaldiagnostics.surat@gmail.com 🌐 www.revivaldiagnostics.com

This medical report is not intended for medico-legal purposes.



Name	HITESHKUMAR R THAKOR	Age/Gender	47Yrs/Male
Reg No.	8759/23	Receipt No	5279
Referred By	Bank of Baroda (BOB) - MEDI WHEEL(PKG10000242)	Mode of Payment	CREDIT
Collection Type	CENTER	Collection DateTime	12-Aug-2023 08:35 AM

ESR - 12082398 Released at 12-Aug-2023 01:23 PM

Parameter	Result	Biological Ref.Range	Method
-E.S.R	04 mm/hr	(1 - 10 mm/hr)	



REVIVAL DIAGNOSTICS

Revival Diagnostics

401-Aqua Corridor,
Beside Star Bazar, Adajan,
Surat-395009. Mo. 9825947712

Dr. Shivangi Gandhi
M.B.B.S, M.D (Pathology)

Laboratory Test Result are Subject to technical limitation and should be clinically correlate for final diagnosis

4th Floor, Aqua Corridor, Hazira Road, Adajan Pal, Surat-395009.

0261 2747788, 9825947712 ✉ revivaldiagnostics.surat@gmail.com 🌐 www.revivaldiagnostics.com

This medical report is not intended for medico-legal purposes.



Name	HITESHKUMAR R THAKOR	Age/Gender	47Yrs/Male
Reg No.	8759/23	Receipt No	5279
Referred By	Bank of Baroda (BOB) - MEDI WHEEL(PKG10000242)	Mode of Payment	CREDIT
Collection Type	CENTER	Collection DateTime	12-Aug-2023 08:35 AM

FBS & PPBS - 12082399 Released at 12-Aug-2023 02:46 PM

Parameter	Result	Biological Ref.Range	Method
-Fasting Blood Sugar (FBS)	99 mg/dL	70-100 mg/dl Impaired Tolerance:100-125 Diabetes Mellitus:>=126 (On more than one occasion) (American diabetes association guidelines 2022)	
-Fasting Urine Sugar	Absent		
-Fasting Urine Acetone	Absent		
-PPBS	121 mg/dL	(90 - 140 mg/dL)	
-PP2BS URINE SUGAR	Absent		
-PP2BS URINE ACETONE	Absent		

HBA1C - 12082398 Released at 12-Aug-2023 02:46 PM

Parameter	Result	Biological Ref.Range	Method
-HBA1C	5.5 %	HbA1C Degree of Glucose Control <5.6 % Non Diabetics 5.7 - 6.4 % Prediabetics > =6.5 % Diabetics (REF:Wallace, 11th Edition) REMARKS: 6 - 7 % Excellent Control 7 - 8 % Good Control 8 - 10 % Unsatisfactory Control >10 % Poor Control	Boronate Affinity

-Method[] High Performance Liquid Chromatography (HPLC)

Revival Diagnostics

401-Aqua Corridor,
Beside Star Bazar, Adajan,
Surat-395009. Mo. 9825947717

Dr. Shivangi Gandhi
M.B.B.S, M.D (Pathology)

Laboratory Test Result are Subject to technical limitation and should be clinically correlate for final diagnosis

4th Floor, Aqua Corridor, Hazira Road, Adajan Pal, Surat-395009.

0261 2747788, 9825947712 revivaldiagnostics.surat@gmail.com www.revivaldiagnostics.com

This medical report is not intended for medico-legal purposes.



Name	HITESHKUMAR R THAKOR	Age/Gender	47Yrs/Male
Reg No.	8759/23	Receipt No	5279
Referred By	Bank of Baroda (BOB) - MEDI WHEEL(PKG10000242)	Mode of Payment	CREDIT
Collection Type	CENTER	Collection DateTime	12-Aug-2023 08:35 AM

LIVER FUNCTION TEST (LFT) - 120823100 Released at 12-Aug-2023 01:20 PM

Parameter	Result	Biological Ref.Range	Method
-Serum Total Bilirubin	0.8 mg/dL	(0 - 1.3 mg/dL)	Diazo
-Serum Direct Bilirubin	0.3 mg/dL	(0 - 0.4 mg/dL)	Diazo
-Serum InDirect Bilirubin	0.5 mg/dL	(0.1 - 1.3 mg/dL)	Calculated
-Total Protein (TP)	6.5 gm/dL	(6.4 - 8.3 gm/dL)	Biuret
-Albumin (ALB)	4.0 gm/dL	(3.5 - 5.2 gm/dL)	BCG
-Globulin	2.5 gm/dL	(2.3 - 3.6 gm/dL)	Calculated
-A/G Ratio	1.60 gm/dL	(1 - 2.3 gm/dL)	Calculated
-SGPT(ALT)	15 U/L	(5 - 45 U/L)	IFCC, Kinetic without Pyridoxal Phosphate
-SGOT (AST)	21 U/L	(0 - 35 U/L)	IFCC, Without Pyridoxal Phosphate
-Alkaline Phosph.	86 U/L	(42 - 128 U/L)	ALP-AMP
-GGT	18 U/L	(5 - 50 U/L)	Glupa-C

[Test performed on Fully Automated Biochemistry Analyzer ERBA EM200]

Revival Diagnostics

401-Aqua Corridor,
Beside Star Bazar, Adajan,
Surat-395009. Mo. 9825947712

Sa

Dr. Shivangi Gandhi
M.B.B.S, M.D (Pathology)

Laboratory Test Result are Subject to technical limitation and should be clinically correlate for final diagnosis



Name	HITESHKUMAR R THAKOR	Age/Gender	47Yrs/Male
Reg No.	8759/23	Receipt No	5279
Referred By	Bank of Baroda (BOB) - MEDI WHEEL(PKG10000242)	Mode of Payment	CREDIT
Collection Type	CENTER	Collection DateTime	12-Aug-2023 08:35 AM

Creatinine - 120823100 Released at 12-Aug-2023 01:23 PM

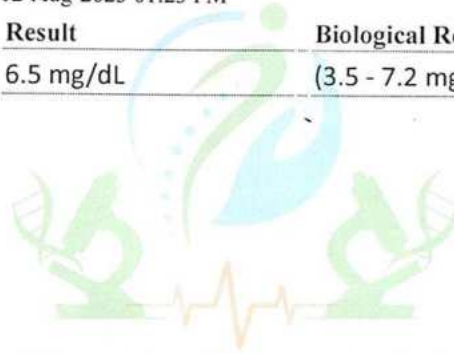
Parameter	Result	Biological Ref.Range	Method
-Creatinine	0.8 mg/dL	(0.6 - 1.4 mg/dL)	ENZYMATIC

BUN - 120823100 Released at 12-Aug-2023 12:52 PM

Parameter	Result	Biological Ref.Range	Method
-Blood Urea Nitrogen (BUN)	12 mg/dL	(6 - 20 mg/dL)	Calculated

Uric Acid - 12082397 Released at 12-Aug-2023 01:23 PM

Parameter	Result	Biological Ref.Range	Method
-Uric Acid	6.5 mg/dL	(3.5 - 7.2 mg/dL)	Uricase-POD



Revival Diagnostics

401-Aqua Corridor,
Beside Star Bazar, Adajan,
Surat-395009. Mo. 9825947717

Dr. Shivangi Gandhi
M.B.B.S, M.D (Pathology)

Laboratory Test Result are Subject to technical limitation and should be clinically correlate for final diagnosis

📍 4th Floor, Aqua Corridor, Hazira Road, Adajan Pal, Surat-395009.

☎ 0261 2747788, 9825947712 ✉ revivaldiagnostics.surat@gmail.com 🌐 www.revivaldiagnostics.com

This medical report is not intended for medico-legal purposes.



Name	HITESHKUMAR R THAKOR	Age/Gender	47Yrs/Male
Reg No.	8759/23	Receipt No	5279
Referred By	Bank of Baroda (BOB) - MEDI WHEEL(PKG10000242)	Mode of Payment	CREDIT
Collection Type	CENTER	Collection DateTime	12-Aug-2023 08:35 AM

Lipid Profile - 120823100 Released at 12-Aug-2023 01:23 PM

Parameter	Result	Biological Ref.Range	Method
-Serum Cholesterol	227 mg/dL	Desirable < 200 mg/dl Borderline High : 200-239 mg/dl High : > 240 mg/dl	CHOD-PAP
-Serum Triglyceride	109 mg/dL	Normal < 150 mg/dl Borderline High : 150 - 199 mg/dl High : 200 - 499 mg/dl Very High : 500 mg/dl	GPO-POD Method
-Serum HDLD(Direct)	52 mg/dL	Normal :> 55 mg/dl Borderline : 35-55 mg/dl Undesirable: < 35 mg/dl	PVS-PEGME Precipitation w th CHOD-POD
-Serum VLDL	22 mg/dL	(5 - 30 mg/dL)	Calculated
-Serum LDL(Direct)	153 mg/dL	Optimal:< 100 mg/dl Above Optimal : 100- 129 mg/dl Borderline High : 130-159 mg/dl High : > 160-189mg/dl Very High : >190 mg/dl	Calculated
-Chol/HDL	4.37	Low risk: <3.8 Medium Risk: 3.8 to 5.9 High Risk: > 6	Calculated
-LDL/Chol	1.48	Low risk: <3.55 Medium Risk: 3.55 to 4.0 High Risk: > 6	Calculated

[Test performed on Fully Automated Biochemistry Analyzer ERBA EM200]

Revival Diagnostics

401-Aqua Corridor,
Beside Star Bazar, Adajan,
Surat-395009. Mo. 9825947712

Dr. Shivangi Gandhi
M.B.B.S, M.D (Pathology)

Laboratory Test Result are Subject to technical limitation and should be clinically correlate for final diagnosis

4th Floor, Aqua Corridor, Hazira Road, Adajan Pal, Surat-395009.

0261 2747788, 9825947712 revivaldiagnostics.surat@gmail.com www.revivaldiagnostics.com

This medical report is not intended for medico-legal purposes.



Name	HITESHKUMAR R THAKOR	Age/Gender	47Yrs/Male
Reg No.	8759/23	Receipt No	5279
Referred By	Bank of Baroda (BOB) - MEDI WHEEL(PKG10000242)	Mode of Payment	CREDIT
Collection Type	CENTER	Collection DateTime	12-Aug-2023 08:35 AM

Urine Routine & Micro Examination - 120823102 Released at 12-Aug-2023 12:48 PM

Parameter	Result	Biological Ref.Range	Method
Physical Examination			
-Quantity	30		Manual
-Colour	Pale Yellow	Pale Yellow	Manual
-Appearance	Clear	Clear	Manual
-Reaction (pH)	Acidic		Dipstick
-Specific Gravity	1.030		Dipstick
Chemical Examination			
-Proteins.	Absent		Dipstick
-Sugar	Absent		Dipstick
-Acetone.	Absent		Dipstick
-Bile Salts	Absent	Absent	Dipstick
-Bile Pigments	Absent	Absent	Dipstick
-Occult Blood Test (OBT).	Negative		Dipstick
Microscopic Examination			
-Pus Cells	2-3		Microscopically
-Red Blood Cells	Absent		Microscopically
-Epithelial Cells	1-2		Microscopically
-Bacteria.	Absent		Microscopically
-Crystals	Absent	Absent	Microscopically
-Others	NIL	Absent	Microscopic Examination

Revival Diagnostics

401-Aqua Corridor,
Beside Star Bazar, Adajan,
Surat-395009. Mo. 9825947712

Sg

Dr. Shivangi Gandhi
M.B.B.S, M.D (Pathology)

Laboratory Test Result are Subject to technical limitation and should be clinically correlate for final diagnosis

4th Floor, Aqua Corridor, Hazira Road, Adajan Pal, Surat-395009.

0261 2747788, 9825947712 revivaldiagnostics.surat@gmail.com www.revivaldiagnostics.com

This medical report is not intended for medico-legal purposes.



Name	HITESHKUMAR R THAKOR	Age/Gender	47Yrs/Male
Reg No.	8759/23	Receipt No	5279
Referred By	Bank of Baroda (BOB) - MEDI WHEEL(PKG10000242)	Mode of Payment	CREDIT
Collection Type	CENTER	Collection DateTime	12-Aug-2023 08:35 AM

Prostate Specific Antigen (PSA) - 120823100 Released at 12-Aug-2023 12:55 PM

Parameter	Result	Biological Ref.Range	Method
-Prostate Specific Antigen (PSA)	1.18 ng/mL	(0 - 3 ng/mL)	Fluorescence Enzyme immunoassay

[Test performed on Fully Automated Immunology Analyzer Maglumi-600]

Total T3 T4 TSH - 120823100 Released at 12-Aug-2023 12:58 PM

Parameter	Result	Biological Ref.Range	Method
-Total T3	1.34 ng/ml	(0.87 - 1.78 ng/ml)	Fluorescence Enzyme Immunoassay
-Total T4	7.99 ug/dl	(4.6 - 11 ug/dl)	Fluorescence Enzyme Immunoassay
-TSH	3.25 uIU/ml	0.50 - 5.50 uIU/ml	Fluorescence Enzyme Immunoassay

5.5 to 15 ul U/ml - Suggested
Clinical co-relation or Repeat test with new sample as physiological factors can give false high TSH
Above 15uIU/ml Hypothyroid
PREGNANT WOMEN
normal ranges for TSH:
1st Trimester : 0.0878 - 2.8293 uIU/ml
2nd Trimester : 0.1998 - 2.7915 uIU/ml
3rd Trimester : 0.307 - 2.9028 uIU/ml
Ref: TIETZ Fundamentals of Clinical Chemistry

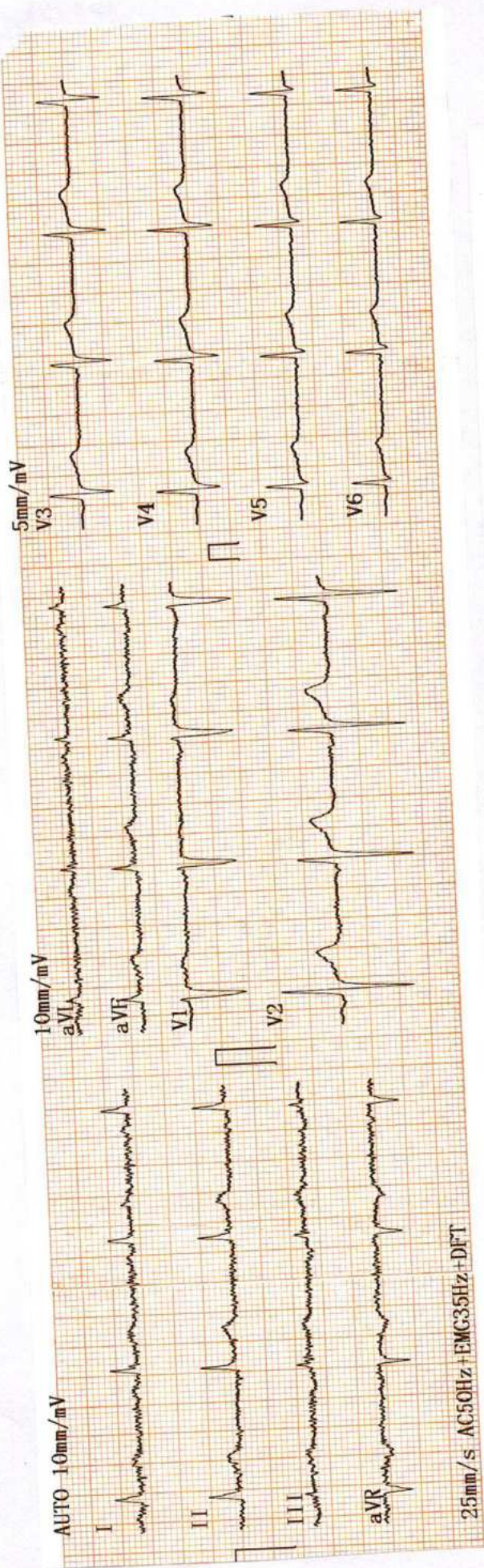
[Test performed on Fully Automated Immunology Analyzer Maglumi-600]

Revival Diagnostics

401-Aqua Corridor,
Beside Star Bazar, Adajan,
Surat-395009. Mo. 9825947717

Dr. Shivaangi Gandhi
M.B.B.S, M.D (Pathology)

Laboratory Test Result are Subject to technical limitation and should be clinically correlate for final diagnosis



1970-01-01 01:03 12-08-23 << Conclusions >>

Cardiac electric axis normal
 **Report need physician conf

ID :
 Name : **HITESH**
 Sex : **MALE**
 Height : **168**
 SYS :
 DIA :
 Thakur
 Age : **47**
 Weight : **63** kg

HR	bpm	: 68
P Interval	ms	: 163
P Duration	ms	: 120
QRS Duration	ms	: 76
T Duration	ms	: 195
QT/QTc	ms	: 368/393
P/QRS/T Axis	deg	: 83.6/55.9/79.4
R(V5)/S(V1)	mV	: 1.19/0.87
R(V5)+S(V1)	mV	: 2.06

Physician

Dr. Aditya S. Bora

Revival Diagnostics
 401-Aqua Corridor,
 Beside Star Bazar, Adajan,
 Surat-395009. Mo. 9825947712

DR. ADITYA S. BORA
 M.B.B.S., D.N.B., PGDCC
 PHYSICIAN & CLINICAL CARDIOLOGIST
 G-54906

REVIVAL

DIAGNOSTICS



Name	HITESHKUMAR R THAKOR	Age/Gender	47Yrs/Male
Reg No.	8759/23	Receipt No	5279
Referred By	Bank of Baroda (BOB) - MEDI WHEEL(PKG10000242)	Mode of Payment	CREDIT
Collection Type	CENTER	Collection DateTime	12-Aug-2023 08:13 AM

Ecg

1. The rhythm is sinus.
2. Heart rate is 68 beats per minute.
3. Normal P,QRS,T wave axis.
4. Normal PR,QRS,Q.T. Duration.
5. No pathological q wave or ST-T changes seen.
6. No evidence of chamber hypertrophy or enlargement seen.

IMPRESSION : ECG WITHIN NORMAL LIMITS

Signature

DR. ADITYA S. BORA
 MBBS, DNB, PGDCC
 PHYSICIAN & CLINICAL CARDIOLOGIST
 G-54906

Revival Diagnostics
 401-Aqua Corridor,
 Beside Star Bazar, Adajan,
 Surat-395009. Mo. 9825947712

Laboratory Test Result are Subject to technical limitation and should be clinically correlate for final diagnosis

📍 4th Floor, Aqua Corridor, Hazira Road, Adajan Pal, Surat-395009.

☎ 0261 2747788, 9825947712 ✉ revivaldiagnostics.surat@gmail.com 🌐 www.revivaldiagnostics.com

This medical report is not intended for medico-legal purposes.

REVIVAL

DIAGNOSTICS



Name	HITESHKUMAR R THAKOR	Age/Gender	47Yrs/Male
Reg No.	8759/23	Receipt No	5279
Referred By	Bank of Baroda (BOB) - MEDI WHEEL(PKG10000242)	Mode of Payment	CREDIT
Collection Type	CENTER	Collection DateTime	12-Aug-2023 08:13 AM

2D ECHO 2D ECHOCARDIOGRAPHY & COLOR DOPPLER REPORT

INDICATION: Preventive Health check up

- **CARDIAC CHAMBERS :** Left Ventricle : Normal size , Left Atrium: Normal size.
- NO e/o thrombus in LA/LV
- Right Atrium: Normal size. Right Ventricle: Normal Size,
- **Normal Right Ventricular function.** (TAPSE=20mm)
- **Normal Left Ventricular systolic function.** LVEF = 60%
- **No regional wall abnormality. No thinning / scarring / dyskinesia of LV wall**
- **No Left Ventricular Hypertrophy.** (IVSd= 09 mm),
- **LV Compliance:**
- **NO Left Ventricular Diastolic Dysfunction [LVDD].**

VALVES :

- Structurally Normal Mitral valve/ Aortic valve/Tricuspid valve/ Pulmonary valve .
- No significant Valvular Stenosis
- **Doppler findings:** AV max = 1.23 m/s, PV max = 0.91 m/s.
- Trivial MR, Trivial Tricuspid regurgitation.
- **No Pulmonary Arterial Hypertension.** PASP by TRjet vel.method = 24 mmHg.
- **SEPTAE:** IAS / IVS Appear Intact.
- **IVC :** Normal in dimension and shows good inspiratory 13mm collapse.
- **OTHERS:** No e/o Pericardial effusion / vegetation.

IMPRESSION:

**NORMAL LV SYSTOLIC FUNCTION, LVEF= 60 %, NO RWMA,
NO LVH , NO LVDD , NO PAH.**

Revival Diagnostics
401-Aqua Corridor,
Beside Star Bazar, Adajan,
Surat-395009. Mo. 9825947712

DR. ADITYA S. BORA
MBBS, DNB, PDDCC
PHYSICIAN & CLINICAL CARDIOLOGIST
G-54906
Signature

Laboratory Test Result are Subject to technical limitation and should be clinically correlate for final diagnosis

REVIVAL DIAGNOSTICS



Name	HITESHKUMAR R THAKOR	Age/Gender	47Yrs/Male
Reg No.	8759/23	Receipt No	5279
Referred By	Bank of Baroda (BOB) - MEDI WHEEL(PKG10000242)	Mode of Payment	CREDIT
Collection Type	CENTER	Collection DateTime	12-Aug-2023 08:12 AM

USG OF ABDOMEN & PELVIS

LIVER:

Liver is normal in size and echotexture.
No evidence of focal SOL or dilatation of IHBR seen.
Portahepatis appear normal.

GALLBLADDER:

Gallbladder appeared normal. No calculus or mass lesion seen.

PANCREAS:

Pancreas appears normal in size and echotexture.
No focal lesion, mass or pancreatitis.

SPLEEN:

Spleen appears normal in size and echotexture.

PARAAORTIC REGION:

Aorta grossly appears normal.
No paraaortic lymphnodes seen.

KIDNEYS:

left mildly low lying mal-rotated kidney

Both kidneys appear normal in size, shape and in position.
Cortex and collecting system of both kidneys appears normal.
No evidence of calculus or obstructive uropathy on either side.

URINARY BLADDER:

Bladder appears normal. No calculus or mass lesion is seen.

PROSTATE:

Prostate appears normal in size and echotexture.
No evidence of free fluid in pelvis.

COMMENTS: Normal USG Abdoman and pelvis

Dr. Chirag K. Patel

MBBS-DMPD

Reg. No. G-23509

Chirag K. Patel
Revival Diagnostic

Radiologist,

4th Floor, Aqua Corridor,

Nr. Star Bazar, Hazira Main Road,

Adajan, Surat-395009.

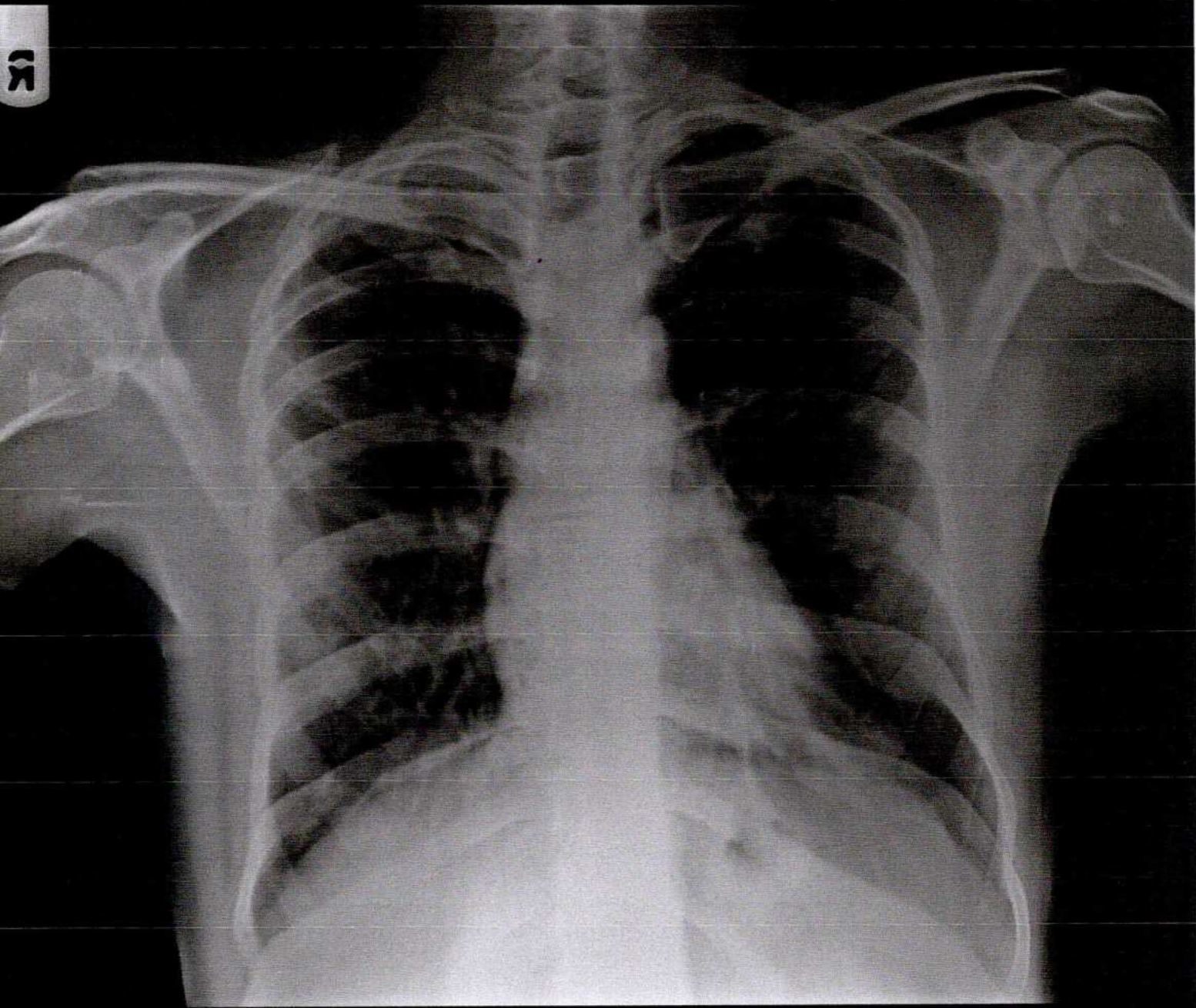
Mo. 97266 726683

Laboratory Test Result are Subject to technical limitation and should be clinically correlate for final diagnosis

📍 4th Floor, Aqua Corridor, Hazira Road, Adajan Pal, Surat-395009.

☎ 0261 2747788, 9825947712 ✉ revivaldiagnostics.surat@gmail.com 🌐 www.revivaldiagnostics.com

This medical report is not intended for medico-legal purposes.



HITESHKUMAR R THAKOR 47 YRS 12/08/2023
REVIVAL DIAGNOSTICS-SURAT



REVIVAL DIAGNOSTICS



Name	HITESHKUMAR R THAKOR	Age/Gender	47Yrs/Male
Reg No.	8759/23	Receipt No	5279
Referred By	Bank of Baroda (BOB) - MEDI WHEEL(PKG10000242)	Mode of Payment	CREDIT
Collection Type	CENTER	Collection DateTime	12-Aug-2023 08:12 AM

CHEST RADIOGRAPH (PA VIEW)

- Hilar shadows are within normal limits.
- Pulmonary vasculature appears normal.
- Cardiac appears normal in size.
- Both dome of the diaphragm are smooth.
- Both costophrenic recesses are clear.
- Both lung fields appear normal.
- Visualized bones and soft tissue shadows appear normal.

IMPRESSION: NORMAL STUDY.

DR. CHIRAG K PATEL
RADIOLOGIST

REVIVAL
DIAGNOSTICS

Dr. Chirag K. Patel

Dr. Chirag K. Patel
MBBS-DMPD
Signature

Reg. No. G-23509

Revival Diagnostic
4th Floor, Aqua Corridor,
Nr. Star Bazar, Hazira Main Road,
Adajan, Surat-395009.
Mo. 97266 726683

Laboratory Test Result are Subject to technical limitation and should be clinically correlate for final diagnosis

4th Floor, Aqua Corridor, Hazira Road, Adajan Pal, Surat-395009.

0261 2747788, 9825947712 revivaldiagnostics.surat@gmail.com www.revivaldiagnostics.com

This medical report is not intended for medico-legal purposes.



12-Aug-2023 8:10:01 am
21.1869N 72.7937E

Adajan Gam
Surat

Altitude:-19.8m
hitesh

Index number: 5930

Hitesh Thakor

REVIVAL DIAGNOSTICS



HEALTH CHECK-UP SUMMARY

Name : Hitesh Kumar Thakor

Date: 12/08/2022

Email ID :

Sex : M	Age : 47 Years	Contact No: 9512293448	Remarks :	
			Under-weight	-
			Normal	<input checked="" type="checkbox"/>
			Over-weight	-

i> BMI

Height (in Cm) : 168	Weight (in Kg) : 64	BMI: 22.7	
----------------------	---------------------	-----------	--

ii> Blood Pressure & Pulse

120/80 mm/hg
76 /min.

If high or low, whether the person is on medication : YES / NO

iii> Blood Tests & Lung Function Remarks

PS }
CRS }
CNS }

If abnormal, whether the person is on medication : YES / NO

iv> Eye Test Remarks

Eye Test : L 6/18 R 6/18
Color Vision:

v> Heart Disease

Whether any specific heart ailment detected (ECG findings) :
normal

vi> Any other problems needing attention / Overall Assessment :

no

Dr. Chirag Patel
M.B.B.S. G-49432

Signature of the Doctor

Dr. Hitesh Thakor

Revival Diagnostic

401, Aqua Corridor,
B/s. Star Bazar, Surat-395009
Mo. 91062-28601

Laboratory Test Result are Subject to technical limitation and should be clinically correlate for final diagnosis

4th Floor, Aqua Corridor, Hazira Road, Adajan Pal, Surat-395009.

0261 2747788, 9825947712 revivaldiagnostics.surat@gmail.com www.revivaldiagnostics.com

This medical report is not intended for medico-legal purposes.



NAME: Hiteshkumar Thakar SEX: M
BIRTHDATE: 20/12/1975 AGE: 47

DEPARTMENT OF OPHTHALMOLOGY

EYE TEST:

1. VISION:

RIGHT EYE - 6/18

LEFT EYE - 6/18

2. COLOR VISION:

RIGHT EYE - (C)

LEFT EYE - (C)

3. FUNDUS:

RIGHT EYE - (C)

LEFT EYE -

REMARKS:

Revival Diagnostic
401, Aqua Corridor,
B/s. Star Bazar, Surat-395009
Ophthalmologist/Optomestrist
Mo. 91062-28601

Laboratory Test Result are Subject to technical limitation and should be clinically correlate for final diagnosis



Name	HITESHKUMAR R THAKOR	Age/Gender	47Yrs/Male
Reg No.	8759/23	Receipt No	5279
Referred By	Bank of Baroda (BOB) - MEDI WHEEL(PKG10000242)	Mode of Payment	CREDIT
Collection Type	CENTER	Collection DateTime	12-Aug-2023 08:35 AM

BLOOD GROUP - 120823100 Released at 12-Aug-2023 12:36 PM

Parameter	Result	Biological Ref.Range	Method
-Blood Group	"O"		
-Rh Factor	POSITIVE		

CBC - 12082398 Released at 12-Aug-2023 01:12 PM

Parameter	Result	Biological Ref.Range	Method
-Haemoglobin	14.2 gm/dL	(13.5 - 18 gm/dL)	Auto
-RBC Count	5.49 mill/cumm	(4.6 - 6.2 mill/cumm)	Auto
-Total WBC Count	5200 /cumm	(4000 - 10000 /cumm)	Auto
-Platelet Count	2.72 lakh/cumm	(1.5 - 4.5 lakh/cumm)	Auto

Blood Indices

-HCT	44.6 %	(40 - 55 %)	Auto
-MCV	81.2 fl	(80 - 92 fl)	Auto
-MCH	25.9 pg	L (27 - 31 pg)	Auto
-MCHC	31.9 gm/dL	L (32 - 36 gm/dL)	Auto
-RDW	14.2 %	(11 - 15 %)	Auto

Diff WBC Count


-Polymorphs	69 %	(40 - 80 %)	Microscopically
-Lymphocytes	26 %	(20 - 40 %)	Microscopically
-Eosinophils	03 %	(1 - 6 %)	Microscopically
-Monocytes	02 %	(2 - 7 %)	Microscopically
-Basophils	00 %	(0 - 1 %)	Microscopically
-PLATELET ON SMEAR	Adequate		Microscopically
-MALARIAL PARASITES	Malarial Parasites Not Detected		Microscopically

[Test performed on Fully Automated Hematology Analyzer ERBA H-360]

Revival Diagnostics

401-Aqua Corridor,
Beside Star Bazar, Adajan,
Surat-395009. Mo. 9825947717

Laboratory Test Result are Subject to technical limitation and should be clinically correlate for final diagnosis


Dr. Shivangi Gand'hi
M.B.B.S, M.D (Pathology)

4th Floor, Aqua Corridor, Hazira Road, Adajan Pal, Surat-395009.

☎ 0261 2747788, 9825947712 ✉ revivaldiagnostics.surat@gmail.com 🌐 www.revivaldiagnostics.com

This medical report is not intended for medico-legal purposes.



Name	HITESHKUMAR R THAKOR	Age/Gender	47Yrs/Male
Reg No.	8759/23	Receipt No	5279
Referred By	Bank of Baroda (BOB) - MEDI WHEEL(PKG10000242)	Mode of Payment	CREDIT
Collection Type	CENTER	Collection DateTime	12-Aug-2023 08:35 AM

ESR - 12082398 Released at 12-Aug-2023 01:23 PM

Parameter	Result	Biological Ref.Range	Method
-E.S.R	04 mm/hr	(1 - 10 mm/hr)	



REVIVAL DIAGNOSTICS

Revival Diagnostics

401-Aqua Corridor,
Beside Star Bazar, Adajan,
Surat-395009. Mo. 9825947712

Dr. Shivangi Gandhi
M.B.B.S, M.D (Pathology)

Laboratory Test Result are Subject to technical limitation and should be clinically correlate for final diagnosis

📍 4th Floor, Aqua Corridor, Hazira Road, Adajan Pal, Surat-395009.

☎ 0261 2747788, 9825947712 ✉ revivaldiagnostics.surat@gmail.com 🌐 www.revivaldiagnostics.com

This medical report is not intended for medico-legal purposes.



Name	HITESHKUMAR R THAKOR	Age/Gender	47Yrs/Male
Reg No.	8759/23	Receipt No	5279
Referred By	Bank of Baroda (BOB) - MEDI WHEEL(PKG10000242)	Mode of Payment	CREDIT
Collection Type	CENTER	Collection DateTime	12-Aug-2023 08:35 AM

FBS & PPBS - 12082399 Released at 12-Aug-2023 02:46 PM

Parameter	Result	Biological Ref.Range	Method
-Fasting Blood Sugar (FBS)	99 mg/dL	70-100 mg/dl Impaired Tolerance:100-125 Diabetes Mellitus:>=126 (On more than one occasion) (American diabetes association guidelines 2022)	
-Fasting Urine Sugar	Absent		
-Fasting Urine Acetone	Absent		
-PPBS	121 mg/dL	(90 - 140 mg/dL)	
-PP2BS URINE SUGAR	Absent		
-PP2BS URINE ACETONE	Absent		

HBA1C - 12082398 Released at 12-Aug-2023 02:46 PM

Parameter	Result	Biological Ref.Range	Method
-HBA1C	5.5 %	HbA1C Degree of Glucose Control <5.6 % Non Diabetics 5.7 - 6.4 % Prediabetics > =6.5 % Diabetics (REF:Wallace, 11th Edition) REMARKS: 6 - 7 % Excellent Control 7 - 8 % Good Control 8 - 10 % Unsatisfactory Control >10 % Poor Control	Boronate Affinity

-Method[] High Performance Liquid Chromatography (HPLC)

Revival Diagnostics

401-Aqua Corridor,
Beside Star Bazar, Adajan,
Surat-395009. Mo. 9825947717

Dr. Shivangi Gandhi
M.B.B.S, M.D (Pathology)

Laboratory Test Result are Subject to technical limitation and should be clinically correlate for final diagnosis

4th Floor, Aqua Corridor, Hazira Road, Adajan Pal, Surat-395009.

0261 2747788, 9825947712 revivaldiagnostics.surat@gmail.com www.revivaldiagnostics.com

This medical report is not intended for medico-legal purposes.



Name	HITESHKUMAR R THAKOR	Age/Gender	47Yrs/Male
Reg No.	8759/23	Receipt No	5279
Referred By	Bank of Baroda (BOB) - MEDI WHEEL(PKG10000242)	Mode of Payment	CREDIT
Collection Type	CENTER	Collection DateTime	12-Aug-2023 08:35 AM

LIVER FUNCTION TEST (LFT) - 120823100 Released at 12-Aug-2023 01:20 PM

Parameter	Result	Biological Ref.Range	Method
-Serum Total Bilirubin	0.8 mg/dL	(0 - 1.3 mg/dL)	Diazo
-Serum Direct Bilirubin	0.3 mg/dL	(0 - 0.4 mg/dL)	Diazo
-Serum InDirect Bilirubin	0.5 mg/dL	(0.1 - 1.3 mg/dL)	Calculated
-Total Protein (TP)	6.5 gm/dL	(6.4 - 8.3 gm/dL)	Biuret
-Albumin (ALB)	4.0 gm/dL	(3.5 - 5.2 gm/dL)	BCG
-Globulin	2.5 gm/dL	(2.3 - 3.6 gm/dL)	Calculated
-A/G Ratio	1.60 gm/dL	(1 - 2.3 gm/dL)	Calculated
-SGPT(ALT)	15 U/L	(5 - 45 U/L)	IFCC, Kinetic without Pyridoxal Phosphate
-SGOT (AST)	21 U/L	(0 - 35 U/L)	IFCC, Without Pyridoxal Phosphate
-Alkaline Phosph.	86 U/L	(42 - 128 U/L)	ALP-AMP
-GGT	18 U/L	(5 - 50 U/L)	Glupa-C

[Test performed on Fully Automated Biochemistry Analyzer ERBA EM200]

Revival Diagnostics

401-Aqua Corridor,
Beside Star Bazar, Adajan,
Surat-395009. Mo. 9825947712

Sa

Dr. Shivangi Gandhi
M.B.B.S, M.D (Pathology)

Laboratory Test Result are Subject to technical limitation and should be clinically correlate for final diagnosis

📍 4th Floor, Aqua Corridor, Hazira Road, Adajan Pal, Surat-395009.

☎ 0261 2747788, 9825947712 ✉ revivaldiagnostics.surat@gmail.com 🌐 www.revivaldiagnostics.com

This medical report is not intended for medico-legal purposes.



Name	HITESHKUMAR R THAKOR	Age/Gender	47Yrs/Male
Reg No.	8759/23	Receipt No	5279
Referred By	Bank of Baroda (BOB) - MEDI WHEEL(PKG10000242)	Mode of Payment	CREDIT
Collection Type	CENTER	Collection DateTime	12-Aug-2023 08:35 AM

Creatinine - 120823100 Released at 12-Aug-2023 01:23 PM

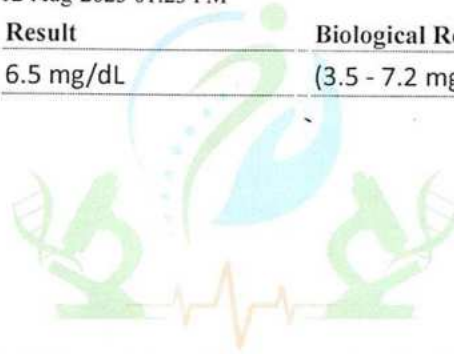
Parameter	Result	Biological Ref.Range	Method
-Creatinine	0.8 mg/dL	(0.6 - 1.4 mg/dL)	ENZYMATIC

BUN - 120823100 Released at 12-Aug-2023 12:52 PM

Parameter	Result	Biological Ref.Range	Method
-Blood Urea Nitrogen (BUN)	12 mg/dL	(6 - 20 mg/dL)	Calculated

Uric Acid - 12082397 Released at 12-Aug-2023 01:23 PM

Parameter	Result	Biological Ref.Range	Method
-Uric Acid	6.5 mg/dL	(3.5 - 7.2 mg/dL)	Uricase-POD



Revival Diagnostics

401-Aqua Corridor,
Beside Star Bazar, Adajan,
Surat-395009. Mo. 9825947717

Dr. Shivangi Gandhi
M.B.B.S, M.D (Pathology)

Laboratory Test Result are Subject to technical limitation and should be clinically correlate for final diagnosis

📍 4th Floor, Aqua Corridor, Hazira Road, Adajan Pal, Surat-395009.

☎ 0261 2747788, 9825947712 ✉ revivaldiagnostics.surat@gmail.com 🌐 www.revivaldiagnostics.com

This medical report is not intended for medico-legal purposes.



Name	HITESHKUMAR R THAKOR	Age/Gender	47Yrs/Male
Reg No.	8759/23	Receipt No	5279
Referred By	Bank of Baroda (BOB) - MEDI WHEEL(PKG10000242)	Mode of Payment	CREDIT
Collection Type	CENTER	Collection DateTime	12-Aug-2023 08:35 AM

Lipid Profile - 120823100 Released at 12-Aug-2023 01:23 PM

Parameter	Result	Biological Ref.Range	Method
-Serum Cholesterol	227 mg/dL	Desirable < 200 mg/dl Borderline High : 200-239 mg/dl High : > 240 mg/dl	CHOD-PAP
-Serum Triglyceride	109 mg/dL	Normal < 150 mg/dl Borderline High : 150 - 199 mg/dl High : 200 - 499 mg/dl Very High : 500 mg/dl	GPO-POD Method
-Serum HDLD(Direct)	52 mg/dL	Normal :> 55 mg/dl Borderline : 35-55 mg/dl Undesirable: < 35 mg/dl	PVS-PEGME Precipitation w th CHOD-POD
-Serum VLDL	22 mg/dL	(5 - 30 mg/dL)	Calculated
-Serum LDLD(Direct)	153 mg/dL	Optimal:< 100 mg/dl Above Optimal : 100- 129 mg/dl Borderline High : 130-159 mg/dl High : > 160-189mg/dl Very High : >190 mg/dl	Calculated
-Chol/HDL	4.37	Low risk: <3.8 Medium Risk: 3.8 to 5.9 High Risk: > 6	Calculated
-LDL/Chol	1.48	Low risk: <3.55 Medium Risk: 3.55 to 4.0 High Risk: > 6	Calculated

[Test performed on Fully Automated Biochemistry Analyzer ERBA EM200]

Revival Diagnostics

401-Aqua Corridor,
Beside Star Bazar, Adajan,
Surat-395009. Mo. 9825947712

Dr. Shivangi Gandhi
M.B.B.S, M.D (Pathology)

Laboratory Test Result are Subject to technical limitation and should be clinically correlate for final diagnosis

4th Floor, Aqua Corridor, Hazira Road, Adajan Pal, Surat-395009.

☎ 0261 2747788, 9825947712 ✉ revivaldiagnostics.surat@gmail.com 🌐 www.revivaldiagnostics.com

This medical report is not intended for medico-legal purposes.



Name	HITESHKUMAR R THAKOR	Age/Gender	47Yrs/Male
Reg No.	8759/23	Receipt No	5279
Referred By	Bank of Baroda (BOB) - MEDI WHEEL(PKG10000242)	Mode of Payment	CREDIT
Collection Type	CENTER	Collection DateTime	12-Aug-2023 08:35 AM

Urine Routine & Micro Examination - 120823102 Released at 12-Aug-2023 12:48 PM

Parameter	Result	Biological Ref.Range	Method
<u>Physical Examination</u>			
-Quantity	30		Manual
-Colour	Pale Yellow	Pale Yellow	Manual
-Appearance	Clear	Clear	Manual
-Reaction (pH)	Acidic		Dipstick
-Specific Gravity	1.030		Dipstick
<u>Chemical Examination</u>			
-Proteins.	Absent		Dipstick
-Sugar	Absent		Dipstick
-Acetone.	Absent		Dipstick
-Bile Salts	Absent	Absent	Dipstick
-Bile Pigments	Absent	Absent	Dipstick
-Occult Blood Test (OBT).	Negative		Dipstick
<u>Microscopic Examination</u>			
-Pus Cells	2-3		Microscopically
-Red Blood Cells	Absent		Microscopically
-Epithelial Cells	1-2		Microscopically
-Bacteria.	Absent		Microscopically
-Crystals	Absent	Absent	Microscopically
-Others	NIL	Absent	Microscopic Examination

Revival Diagnostics

401-Aqua Corridor,
Beside Star Bazar, Adajan,
Surat-395009. Mo. 9825947712

Sg

Dr. Shivangi Gandhi
M.B.B.S, M.D (Pathology)

Laboratory Test Result are Subject to technical limitation and should be clinically correlate for final diagnosis

📍 4th Floor, Aqua Corridor, Hazira Road, Adajan Pal, Surat-395009.

☎ 0261 2747788, 9825947712 ✉ revivaldiagnostics.surat@gmail.com 🌐 www.revivaldiagnostics.com

This medical report is not intended for medico-legal purposes.



Name	HITESHKUMAR R THAKOR	Age/Gender	47Yrs/Male
Reg No.	8759/23	Receipt No	5279
Referred By	Bank of Baroda (BOB) - MEDI WHEEL(PKG10000242)	Mode of Payment	CREDIT
Collection Type	CENTER	Collection DateTime	12-Aug-2023 08:35 AM

Prostate Specific Antigen (PSA) - 120823100 Released at 12-Aug-2023 12:55 PM

Parameter	Result	Biological Ref.Range	Method
-Prostate Specific Antigen (PSA)	1.18 ng/mL	(0 - 3 ng/mL)	Fluorescence Enzyme immunoassay

[Test performed on Fully Automated Immunology Analyzer Maglumi-600]

Total T3 T4 TSH - 120823100 Released at 12-Aug-2023 12:58 PM

Parameter	Result	Biological Ref.Range	Method
-Total T3	1.34 ng/ml	(0.87 - 1.78 ng/ml)	Fluorescence Enzyme Immunoassay
-Total T4	7.99 ug/dl	(4.6 - 11 ug/dl)	Fluorescence Enzyme Immunoassay
-TSH	3.25 uIU/ml	0.50 - 5.50 uIU/ml	Fluorescence Enzyme Immunoassay

5.5 to 15 ul U/ml - Suggested
Clinical co-relation or Repeat test with new sample as physiological factors can give false high TSH
Above 15uIU/ml Hypothyroid
PREGNANT WOMEN
normal ranges for TSH:
1st Trimester : 0.0878 - 2.8293 uIU/ml
2nd Trimester : 0.1998 - 2.7915 uIU/ml
3rd Trimester : 0.307 - 2.9028 uIU/ml
Ref: TIETZ Fundamentals of Clinical Chemistry

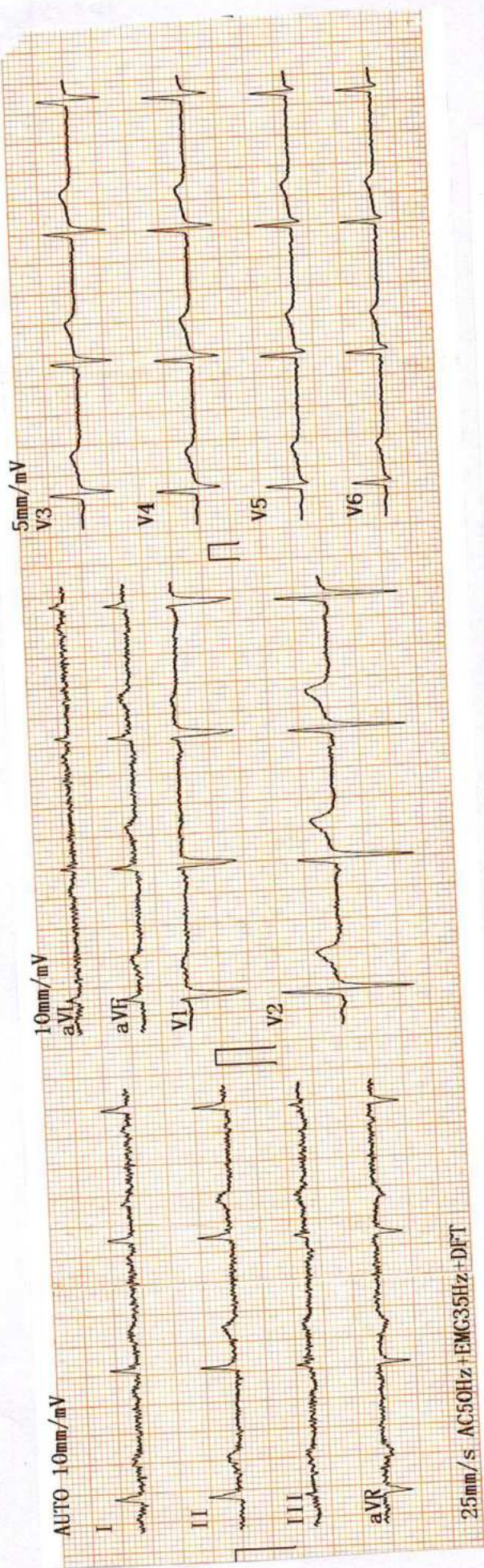
[Test performed on Fully Automated Immunology Analyzer Maglumi-600]

Revival Diagnostics

401-Aqua Corridor,
Beside Star Bazar, Adajan,
Surat-395009. Mo. 9825947717

Dr. Shivaangi Gandhi
M.B.B.S, M.D (Pathology)

Laboratory Test Result are Subject to technical limitation and should be clinically correlate for final diagnosis



1970-01-01 01:03 12-08-23 << Conclusions >>

Cardiac electric axis normal
 **Report need physician conf

ID :
 Name : **HITESH**
 Sex : **MALE**
 Height : **168**
 SYS :
 DIA :

Thakur
 Age : **47**
 Weight : **63** kg

HR	bpm	: 68
P Interval	ms	: 163
P Duration	ms	: 120
QRS Duration	ms	: 76
T Duration	ms	: 195
QT/QTc	ms	: 368/393
P/QRS/T Axis	deg	: 83.6/55.9/79.4
R(V5)/S(V1)	mV	: 1.19/0.87
R(V5)+S(V1)	mV	: 2.06

Physician

Dr. Aditya S. Bora

Revival Diagnostics
 401-Aqua Corridor,
 Beside Star Bazar, Adajan,
 Surat-395009. Mo. 9825947712

DR. ADITYA S. BORA
 M.B.B.S, D.N.B., PGDCC
 PHYSICIAN & CLINICAL CARDIOLOGIST
 G-54906

REVIVAL DIAGNOSTICS



Name	HITESHKUMAR R THAKOR	Age/Gender	47Yrs/Male
Reg No.	8759/23	Receipt No	5279
Referred By	Bank of Baroda (BOB) - MEDI WHEEL(PKG10000242)	Mode of Payment	CREDIT
Collection Type	CENTER	Collection DateTime	12-Aug-2023 08:13 AM

Ecg

1. The rhythm is sinus.
2. Heart rate is 68 beats per minute.
3. Normal P,QRS,T wave axis.
4. Normal PR,QRS,Q.T. Duration.
5. No pathological q wave or ST-T changes seen.
6. No evidence of chamber hypertrophy or enlargement seen.

IMPRESSION : ECG WITHIN NORMAL LIMITS

Signature

DR. ADITYA S. BORA
MBBS, DNB, PGDCC
PHYSICIAN & CLINICAL CARDIOLOGIST
G-54906

Revival Diagnostics
401-Aqua Corridor,
Beside Star Bazar, Adajan,
Surat-395009. Mo. 9825947712

Laboratory Test Result are Subject to technical limitation and should be clinically correlate for final diagnosis

📍 4th Floor, Aqua Corridor, Hazira Road, Adajan Pal, Surat-395009.

☎ 0261 2747788, 9825947712 ✉ revivaldiagnostics.surat@gmail.com 🌐 www.revivaldiagnostics.com

This medical report is not intended for medico-legal purposes.

REVIVAL DIAGNOSTICS



Name	HITESHKUMAR R THAKOR	Age/Gender	47Yrs/Male
Reg No.	8759/23	Receipt No	5279
Referred By	Bank of Baroda (BOB) - MEDI WHEEL(PKG10000242)	Mode of Payment	CREDIT
Collection Type	CENTER	Collection DateTime	12-Aug-2023 08:13 AM

2D ECHO 2D ECHOCARDIOGRAPHY & COLOR DOPPLER REPORT

INDICATION: Preventive Health check up

- **CARDIAC CHAMBERS :** Left Ventricle : Normal size , Left Atrium: Normal size.
- NO e/o thrombus in LA/LV
- Right Atrium: Normal size. Right Ventricle: Normal Size,
- **Normal Right Ventricular function.** (TAPSE=20mm)
- **Normal Left Ventricular systolic function.** LVEF = 60%
- **No regional wall abnormality. No thinning / scarring / dyskinesia of LV wall**
- **No Left Ventricular Hypertrophy.** (IVSd= 09 mm),
- **LV Compliance:**
- **NO Left Ventricular Diastolic Dysfunction [LVDD].**

VALVES :

- Structurally Normal Mitral valve/ Aortic valve/Tricuspid valve/ Pulmonary valve .
- No significant Valvular Stenosis
- **Doppler findings:** AV max = 1.23 m/s, PV max = 0.91 m/s.
- Trivial MR, Trivial Tricuspid regurgitation.
- **No Pulmonary Arterial Hypertension.** PASP by TRjet vel.method = 24 mmHg.
- **SEPTAE:** IAS / IVS Appear Intact.
- **IVC :** Normal in dimension and shows good inspiratory 13mm collapse.
- **OTHERS:** No e/o Pericardial effusion / vegetation.

IMPRESSION:

**NORMAL LV SYSTOLIC FUNCTION, LVEF= 60 %, NO RWMA,
NO LVH , NO LVDD , NO PAH.**

Revival Diagnostics
401-Aqua Corridor,
Beside Star Bazar, Adajan,
Surat-395009. Mo. 9825947712

DR. ADITYA S. BORA
MBBS, DNB, PDDCC
PHYSICIAN & CLINICAL CARDIOLOGIST
G-54906
Signature

Laboratory Test Result are Subject to technical limitation and should be clinically correlate for final diagnosis

REVIVAL DIAGNOSTICS



Name	HITESHKUMAR R THAKOR	Age/Gender	47Yrs/Male
Reg No.	8759/23	Receipt No	5279
Referred By	Bank of Baroda (BOB) - MEDI WHEEL(PKG10000242)	Mode of Payment	CREDIT
Collection Type	CENTER	Collection DateTime	12-Aug-2023 08:12 AM

USG OF ABDOMEN & PELVIS

LIVER:

Liver is normal in size and echotexture.
No evidence of focal SOL or dilatation of IHBR seen.
Portahepatis appear normal.

GALLBLADDER:

Gallbladder appeared normal. No calculus or mass lesion seen.

PANCREAS:

Pancreas appears normal in size and echotexture.
No focal lesion, mass or pancreatitis.

SPLEEN:

Spleen appears normal in size and echotexture.

PARAAORTIC REGION:

Aorta grossly appears normal.
No paraaortic lymphnodes seen.

KIDNEYS:

left mildly low lying mal-rotated kidney

Both kidneys appear normal in size, shape and in position.
Cortex and collecting system of both kidneys appears normal.
No evidence of calculus or obstructive uropathy on either side.

URINARY BLADDER:

Bladder appears normal. No calculus or mass lesion is seen.

PROSTATE:

Prostate appears normal in size and echotexture.
No evidence of free fluid in pelvis.

COMMENTS: Normal USG Abdoman and pelvis

Dr. Chirag K. Patel

MBBS-DMPD

Reg. No. G-23509

Chirag K. Patel
Revival Diagnostic

Radiologist,

4th Floor, Aqua Corridor,

Nr. Star Bazar, Hazira Main Road,

Adajan, Surat-395009.

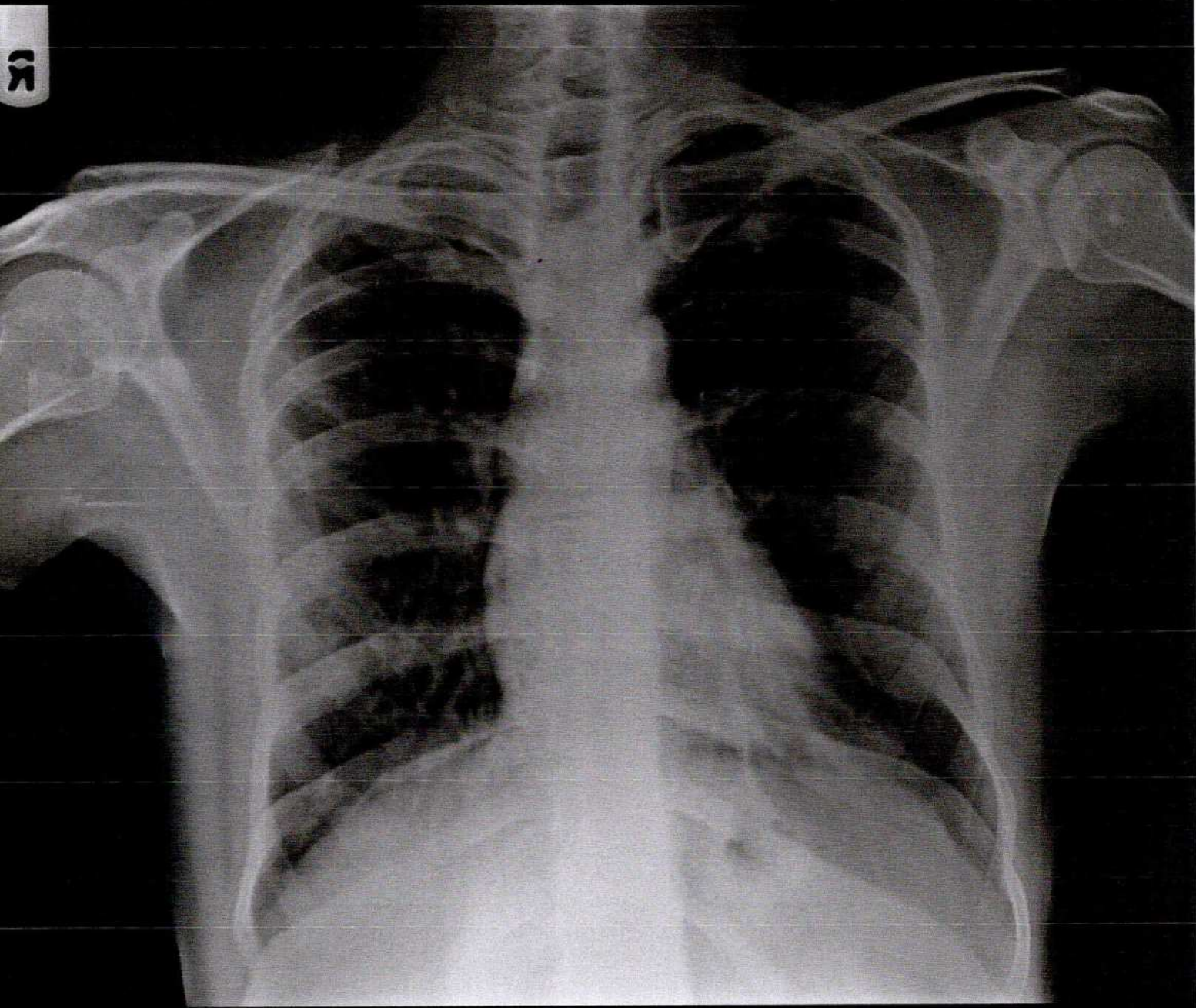
Mo. 97266 726683

Laboratory Test Result are Subject to technical limitation and should be clinically correlate for final diagnosis

📍 4th Floor, Aqua Corridor, Hazira Road, Adajan Pal, Surat-395009.

☎ 0261 2747788, 9825947712 ✉ revivaldiagnostics.surat@gmail.com 🌐 www.revivaldiagnostics.com

This medical report is not intended for medico-legal purposes.



HITESHKUMAR R THAKOR 47 YRS 12/08/2023
REVIVAL DIAGNOSTICS-SURAT



REVIVAL DIAGNOSTICS



Name	HITESHKUMAR R THAKOR	Age/Gender	47Yrs/Male
Reg No.	8759/23	Receipt No	5279
Referred By	Bank of Baroda (BOB) - MEDI WHEEL(PKG10000242)	Mode of Payment	CREDIT
Collection Type	CENTER	Collection DateTime	12-Aug-2023 08:12 AM

CHEST RADIOGRAPH (PA VIEW)

- Hilar shadows are within normal limits.
- Pulmonary vasculature appears normal.
- Cardiac appears normal in size.
- Both dome of the diaphragm are smooth.
- Both costophrenic recesses are clear.
- Both lung fields appear normal.
- Visualized bones and soft tissue shadows appear normal.

IMPRESSION: NORMAL STUDY.

DR. CHIRAG K PATEL
RADIOLOGIST

REVIVAL
DIAGNOSTICS

Dr. Chirag K. Patel

Dr. Chirag K. Patel
MBBS-DMPD
Signature

Reg. No. G-23509

Revival Diagnostic
4th Floor, Aqua Corridor,
Nr. Star Bazar, Hazira Main Road,
Adajan, Surat-395009.
Mo. 97266 726683

Laboratory Test Result are Subject to technical limitation and should be clinically correlate for final diagnosis

4th Floor, Aqua Corridor, Hazira Road, Adajan Pal, Surat-395009.

0261 2747788, 9825947712 revivaldiagnostics.surat@gmail.com www.revivaldiagnostics.com

This medical report is not intended for medico-legal purposes.



भारतीय विशिष्ट पहचान प्राधिकरण
UNIQUE IDENTIFICATION AUTHORITY OF INDIA

संस्था :
- राजपूत इलियु, सायण, -
सयन, सुरत,
गुजरात - 394130

Address

-, RAJPUT FALIYU,
SAYAN, -, Sayan,
Surat,
Gujarat - 394130



1947
1800 300 1947



help@uidai.gov.in

www

www.uidai.gov.in P.O. Box No.1947,
Bengaluru-560 001