

JAMFORD

SUPER SPECIALITY HOSPITAL

DATE	9/09/23
NAME	Mrs. Saizia Firdous
UHID	202311065
AGE/SEX	F, 32yrs
HEIGHT	-
WEIGHT	70kg
BP	120/80 mmHg
PR	90/min
SPO2	95%



Patient Name	SAZIA FIRDOUS	Requested By	SAMFORD HOSPITAL
MRN	36983 / OPD	Procedure Date	09.09.2023
Age/Sex	32 Y / FEMALE	Reporting Date	09.09.2023

USG WHOLE ABDOMEN

Liver: The liver is normal in size and outline. **It shows diffuse increased echogenicity of liver parenchyma.** The intra and extra hepatic biliary passage are not dilated. The portal vein is normal in caliber at the porta hepatis.

Gall bladder: The gall bladder is normal in size, has normal wall thickness with no evidence of calculi.

CBD: The CBD is of normal caliber.

Pancreas: The pancreas is normal in size and echogenicity with distinct outline. No obvious focal lesion is seen.

Kidneys: Both kidneys were normal in position and measured as follows:

Right kidney measures 8.2 cm.

Left kidney measures 9.7 cm.

The renal cortical thickness and corticomedullary differentiation were adequate on both sides. No evidence of renal calculus or hydronephrosis seen on either side.

Spleen: The spleen is normal in size and echogenicity.

Urinary bladder: The urinary bladder is normal in size. Its walls show a smooth outline. There is no evidence of any intraluminal or perivesical abnormality.

Uterus: The uterus is normal size measuring 10.1 x 4.7 x 6.7 cm. Its outline is smooth. It shows normal and endometrial echoes with no evidence of any mass lesion. No evidence of free fluid in the pouch of douglas.



Right ovary measures 3.3 x 1.6 cm , Left ovary measures 2.7 x 1.6 cm

Both ovaries are normal in and show uniform parenchymal echogenicity and smooth outline. There is no evidence of any mass lesion arising from or within either ovary. **Multiple follicles in both ovaries.**

No evidence of ascites or lymphadenopathy seen.

No pleural effusion seen.

IMPRESSION: Grade III fatty liver.

DR. MADHU
Consultant Ultrasonologist.

Note: - We regret typographical errors if any. Please contact us for correction.

Typed By: SHEEN.



Ground Floor, Samford Hospital
Kokar Chowk, Ranchi - 834001



vandldxllp@gmail.com



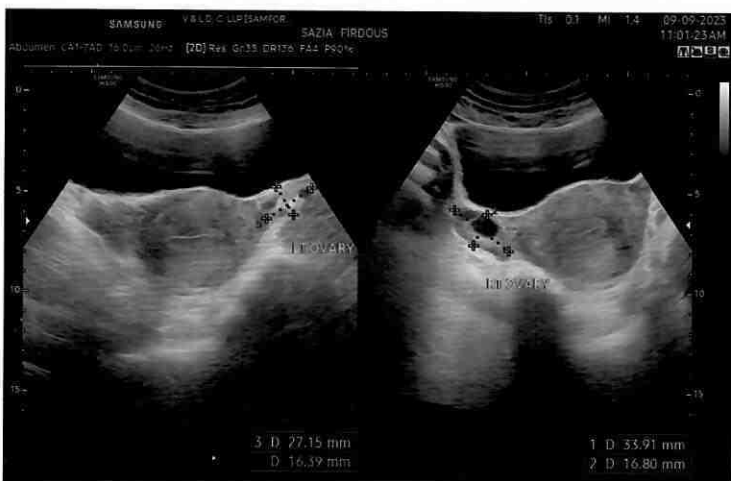
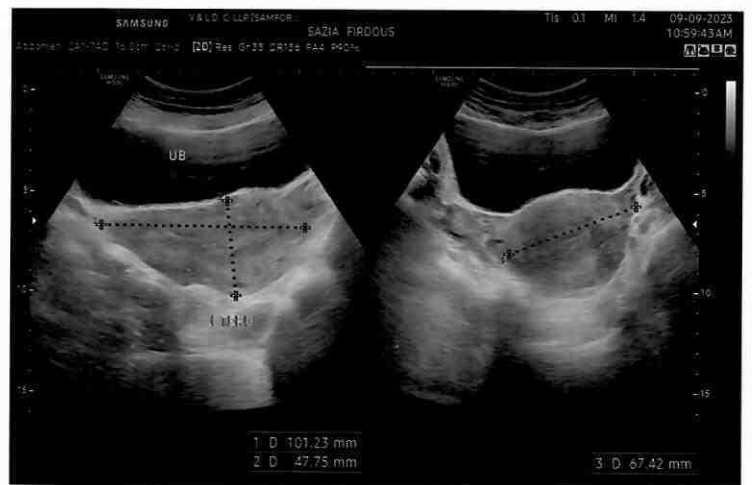
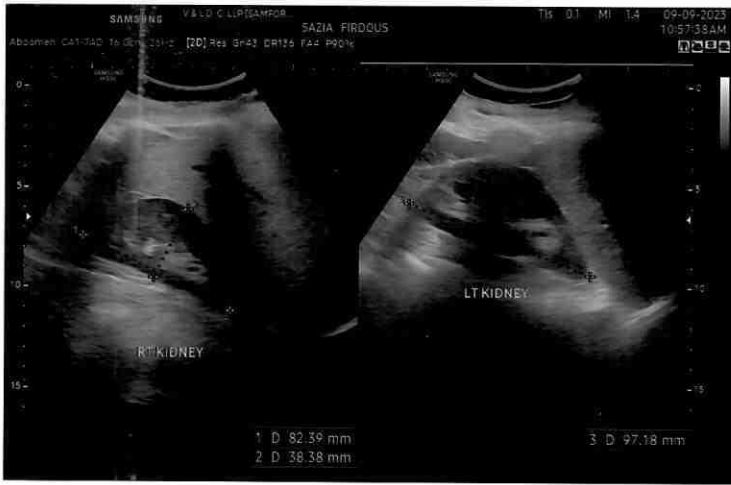
www.vandldxllp.com

Report

: 0651-2911531

Appointment : 9341529311

Patient	Exam
ID	Accession #
Name	SAZIA FIRDOUS
Birth Date	Exam Date
Gender	Description
	Operator
	09-09-2023



Patient:

Sadia Firdous

.....

Age: *32* / F M / F

..... cm / kg

HR 74/min

Axis:

P 40°

QRS 10°

T 7°

SINUS RHYTHM

NORMAL ECG

5.62

UNCONFIRMED REPORT

Intervals:

RR 809 ms

P 108 ms

PR 134 ms

QRS 82 ms

QT 384 ms

QTC 431 ms

P (II) 0.12 mV

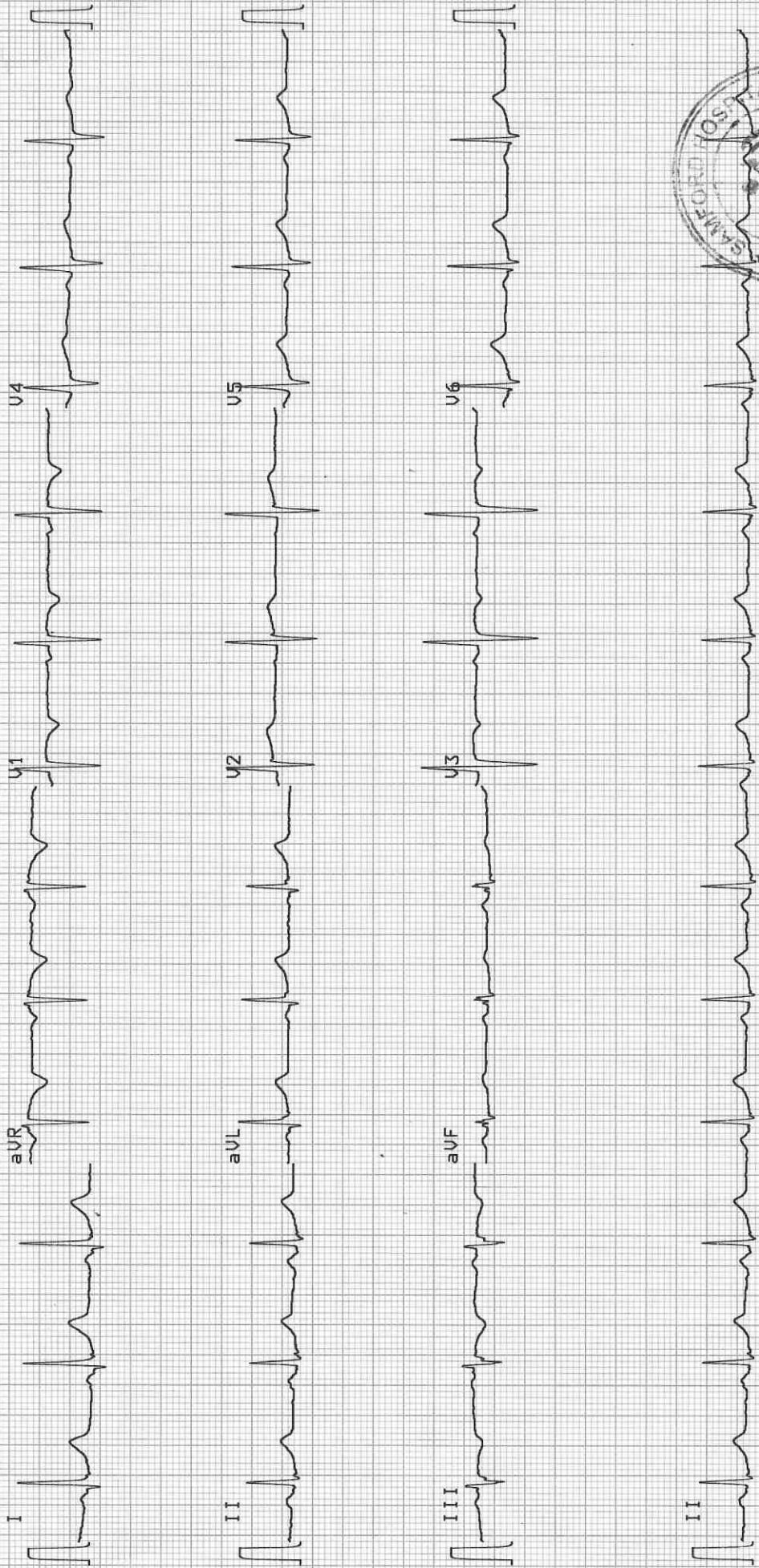
S (V1) -1.02 mV

R (V5) 0.96 mV

Sokol. 2.11 mV

10 mm/mV

10 mm/mV



25 mm/s

0.05-35Hz F50 SSF SBS Sa 09-SEP-23 11:28:00

AT-2plus 4.14 (c) SCHILLER AG

AT-2plus 4.14 CM

SCHILLER

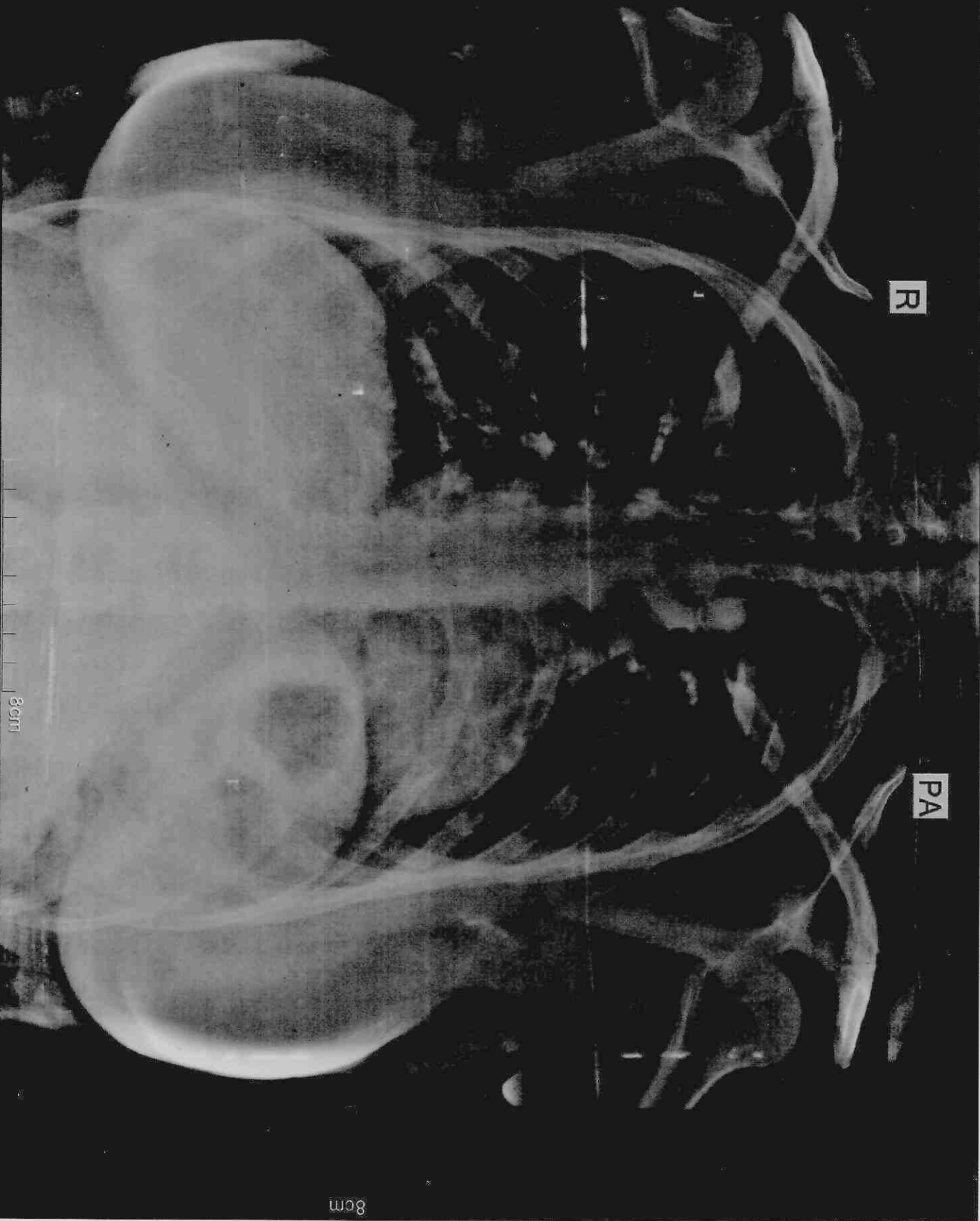
Part No.2.157017M

TBC



R

PA



8cm

8cm

36983 SAZIA FIRDOUS
09/09/2023 CHEST

10:48:47 32Y Female
V AND L DIAGNOSTICS CENTRE SAMFORD HOSPITAL KOKAR, RA
SAMFORD HOSPITAL



Laboratory Report

Patient	Mrs. Sazia Firdous	UHID	202311065	Age/sex	32 yr / F
Refer By	Dr. Self .	Order Date	09/09/2023	Done Date	09/09/2023
Date	09/09/2023				

Haematology

Report	Value	Unit	Bio. Ref. Interval
ESR(ERYTHROCYTE SEDIMENTATION RATE)(1392) (Westergren)	10	mm at 1st hr	0-20
Complete Blood Count(CBC) (Hematology analyzer and microscopy)			
RBC Count	4.60	million/cumm	4.5-5.5
Hb Haemoglobin (1389)	12.5	gm/dl	12.0-15.0
HCT	<u>37.8</u>	%	40-50
MCV	82.2	Fl	80-100
MCH	27.2	Pg	27-32
MCHC	33.1	g/dl	32-36
Platelet Count (1395)	1.85	lac/cumm	1.50-4.50
RDW	<u>14.5</u>	%	11-14
TLC (Total Leucocyte Count)(1390)	7900	/cumm	4000 - 11000
DLC (Differential Leucocyte Count)(1391)			
Neutrophils	65	%	45-75
Lymphocytes	32	%	20-45
Eosinophils	01	%	1-6
Monocytes	02	%	2-10
Basophils	00	%	0-1
--			

Mr. Akash Ghosh

Ms. Sunita Barla

Dr. Anubhuti Choudhary
Dr. Anubhuti Choudhary
M.D Pathology
(Consultant Pathologist)
Doctor

Typed By

Sunita
Technician

**This is computer generated report, Hence does not require signature.

Laboratory Report

Patient	Mrs. Sazia Firdous	UHID	202311065	Age/sex	32 yr / F
Refer By	Dr. Self .	Order Date	09/09/2023	Done Date	09/09/2023
Date	09/09/2023				

Biochemistry

Report	Value	Unit	Bio. Ref. Interval
Blood Sugar (F)	<u>123</u>	mg/dl	70-110
<u>KFT (Kidney Function Test)</u>			
Blood Urea(1446)	20	mg/dL	15-45
Creatinine(1447)	0.9	mg/dl	0.6-1.5
Uric Acid	6.3	mg/dl	3.6 - 7.2
Sodium (Na)	141	mmol/L	135 - 150
Potassium (K)	4.4	mmol/L	3.5 - 5.0
Chloride (1531)	108	mmol/L	95 - 110
Calcium(1466)	8.2	mg/dL	8.4 - 10.4
Blood Urea Nitrogen (BUN) (1446)	9.33	mg/dl	5-25
<u>LFT (Liver Function Test)(1513)</u>			
Serum Bilirubin (Total) (1456)	0.4	mg/dL	0.3-1.0
Serum Bilirubin (Direct)	0.2	mg/dL	0.0-0.3
Serum Bilirubin (InDirect)	<u>0.2</u>	mg/dL	0.2-0.8
SGPT (1475)	35	U/L	0-45
SGOT (1476)	25	U/L	5-40
Alkaline Phosphate (ALP) (1494)	81	U/L	39-137
Total Protein	6.4	g/dl	6.0 - 8.0
Albumin (1461)	<u>3.2</u>	g/dl	3.7-5.3
Globulin	3.2	g/dl	2.3-3.6
A/G Ratio	<u>1.0</u>		1.2-1.8
GGT	32	U/L	1-94
<u>Lipid Profile (1514)</u>			
(CHOD-POD)			
Cholesterol	216	mg/dl	< 200
Triglycerides (1487)	190	mg/dl	< 150
HDL Cholesterol	42	mg/dl	40 - 60
LDL Cholesterol (1526)	136	mg/dL	< 100
VLDL Cholesterol	38	mg/dL	< 30

Mr. Akash Ghosh

Mr. Sudeep Oraon

Dr. Anuprit Choudhary
M.D Pathology
(Consultant Pathologist)
Doctor

Typed By

Technician

**This is computer generated report, Hence does not require signature.



Laboratory Report

Patient	Mrs. Sazia Firdous	UHID	202311065	Age/sex	32 yr / F
Refer By	Dr. Self .	Order Date	09/09/2023	Done Date	09/09/2023
Date	09/09/2023				

Immunology

Report	Value	Unit	Bio. Ref. Interval
THYROID PROFILE (Chemiluminescence Assay(C.L.I.A))			
T3	0.78	ng/mL	0.58 - 1.59
T4 (1561)	83.03	nmol/l	60 - 120
TSH (1562)	2.96	uIU/ml	0.50 - 5.50

Mr. Akash Ghosh

Typed By

Mr. Sudeep Oraon

Technician

Dr. Anil Choudhary
 M.D Pathology
 (Consultant Pathologist)
 Doctor

**This is computer generated report, Hence does not require signature.

Department Of Pathology
Urine Examination Report

Investigation No : 2023099403	UHID	202311065	Related To	Sazia Firdous
Patient Name Mrs. Sazia Firdous	Husband	Shanque Akhlar Khan	Age/Sex	32 yr IF
Request Date 09/09/2023 08:55AM	Report Date	09/09/2023	Department	General Medicine
Requested By Dr. Self	Reported By	Ms. Sunita Barla	Status	Done

Urine Routine Examination(Strip / Microscopy)

TEST NAME	RESULT	UNIT	REFERENCE RANGE
VOLUME	30 ml		
COLOUR	Straw		
APPEARANCE	Clear		
SP GRAVITY	1.010		1.003 - 1.035
PH	6.5		4.7 - 7.5
PROTEIN	NOT DETECTED		NOT DETECTED
GLUCOSE	NOT DETECTED		NOT DETECTED
KETONE BODIES	NOT DETECTED		NOT DETECTED
BLOOD	NOT DETECTED		NOT DETECTED
BILIRUBIN	NOT DETECTED		NOT DETECTED
UROBILINOGEN	NOT DETECTED		NOT DETECTED
NITRITE	NOT DETECTED		NOT DETECTED
PUS CELLS	3 - 5	/HPF	0-5
EPITHELIAL CELLS	20 - 25	/HPF	0-5
RBC	NOT DETECTED	/HPF	NOT DETECTED
CAST	NOT DETECTED		NOT DETECTED
CRYSTAL	NOT DETECTED		NOT DETECTED
BACTERIA	NOT DETECTED		NOT DETECTED

Mr. Akash Ghosh

Ms. Sunita Barla

Anubhuti Choudhary
Dr. Anubhuti Choudhary
M.D Pathology
(Consultant Pathologist)
Doctor

Typed By
Typed By

Technician
Technician

**This is computer generated report, Hence does not require signature.



Department Of Haematology
 Haematology Report

Investigation No	2023099396	UHID	202311065	Age/Sex	32 yr /F
Patient Name	Mrs. Sazia Firdous	Husband	Sherique Akhtar Khan	Request Date	09/09/2023 08:55AM
Department	General Medicine	Report Date	09/09/2023	Done Date	09/09/2023 04:28PM
Sample	BLOOD	Sample Date	09/09/2023 04:28PM	Status	Done
Requested By	Dr. Self	Reported By	Ms. Sunita Barla		

Blood Grouping(ABO ,RH)

TEST NAME	RESULT
ABO	'AB'
RH	NEGATIVE

Mr. Akash Ghosh

Typed By

Ms. Sunita Barla

Sunita Barla
 Technician

Dr. Anubhag Choudhary
 M.D Pathology
 (Consultant Pathologist)
 Doctor

**This is computer generated report, Hence does not require signature.

REPORT

SAMFORD

SUPER SPECIALITY HOSPITAL

STATE OF THE ART STRAIGHT FROM THE HEART

Organisation Name : **SAMFORD**

Org Address :

OPD



Toll Free No. : 1800 1234 00001

HEALTHCARE DIAGNOSTIC

a lab with accuracy, speed and reliability



CIN NO. : U85320JH2017PTC010722

1st Floor, Manjusha Complex, H.B Road,
Lalpur, Ranchi, Jharkhand 834001.
Contact No.: 7763802009/7763802010

Patient Name : **SAZIA FIRDOUS 202311065**

Age / Sex : 32 years/Female

Drawn : 09/09/2023

Patient ID : **148274**

DOB :

Received : 09/09/2023

Ref Doctor : **SELF**

Accession No : **0144090923**

Reported : 09/09/2023

Status : **Final Report**

Test Description	Result(s)	Reference Range	Unit(s)
------------------	-----------	-----------------	---------

HAEMATOLOGY

GLYCOSYLATED HEMOGLOBIN - HPLC

GLYCOSYLATED HEMOGLOBIN (HBA1C)

5.7

Nondiabetic: < 5.7

%

Prediabetics: 5.7 - 6.4

Diabetics: > or = 6.5

ADA Target: 7.0

Action suggested: > 8.0

MEAN PLASMA GLUCOSE

High 116.89

< 116.0

mg/dL

****END OF REPORT****



0144090923

DR. BHASHWATI MUKHERJEE
CONSULTANT PATHOLOGIST
M.D. (Pathology)

