

R

MONIKA KUMARI BURNWAL 33 Y Female 2806 26/08/2023 10:12:46 AM
Chest PA 64.3 %
AGFA
Hazaribag Hope & Healthcare Pvt. Ltd. (AROGYAM)



भारतीय विशिष्ट पहचान प्राधिकरण

भारत सरकार

Unique Identification Authority of India
Government of India

नामांकन क्रम / Enrollment No 1149/50041/02475

To,
मोनिा कुमारी बर्नवाल
Monika Kumari Burnwal
D/O: Gopal Prasad Burnwal
Lower Rajbari Road, Jharia
Near Model School Jharia
Jhama
Jharia Dhanbad-cum-kenduadih-cum-jagta Dhanbad
Jharkhand 828111
7739186625

Ref: 412 / 01C / 589056 / 589373 / P



SH230056131DF



आपका आधार क्रमांक / Your Aadhaar No. :

4994 2237 4713

आधार — आम आदमी का अधिकार



भारत सरकार

GOVERNMENT OF INDIA



मोनिा कुमारी बर्नवाल
Monika Kumari Burnwal
जन्म वर्ष / Year of Birth : 1990
महिला / Female



4994 2237 4713

आधार — आम आदमी का अधिकार

Dr. Jayesh

BDS, MDS (Oral & Maxillo Facial Surgery)

ISO 9001 : 2015 Certified Hospital



MULTI SPECIALITY HOSPITAL
(A Unit of Hazaribag Hope and Health Care Pvt. Ltd.)

OUT DOOR PATIENT SLIP

Date of Consultation :- 26/08/25

Full Name :- MONIKA KUMARI BURNWAL

Age / Sex :- 33y/F

Current Medications :-					Past History :-
Height	Weight	Blood Pressure	Pulse	BMI	

Chief complaints :-

C/O - Food lodgement in lower (R) back tooth region.

History & Examinations :-

O/E - Occlusal caries in R

2. Stain⁺⁺ & calculus⁺⁺

Adv. + Scaling

+ restoration in R

Rx

1) m/w Clohex ADS

twice daily - 10 days.

2) Thermoseal ultrasoft brush.

3) Colgate Total toothpaste.



OUT DOOR PATIENT SLIP

Date of Consultation :- 26/08/23

Full Name :- Monika Kumari Bornaal

Age / Sex :- 33y/f

Current Medications :-				Past History :-	
				RBS - 116 mg/dl.	
Height	Weight	Blood Pressure	Pulse	BMI	
		140/90 mmHg.			

Chief complaints :-

do - white discharge.

LMP - 21/8/23.

History & Examinations :-

Δ - Cervicitis.

Ad

- Tab. Cefixime 200 1x2 - 5 days.
- V-wash (Apply locally) for wash.
- Tab Pan 40 1x1 - 5 days (efs).
- Tab zincovit 1x1 - 15 days.



OUT DOOR PATIENT SLIP

Date of Consultation :- 26/08/23

Full Name :- MONIKA KUMAR BURNWAL

Age / Sex :- 33y/F

RBS - 116 mg/dl

Current Medications :-				Past History :-	
Height	Weight	Blood Pressure	Pulse	BMI	
		140/90 mmHg	86/min	27.2	99%

Chief complaints :-

Came for Regular Health Checkup.
No H.C.

History & Examinations :-

Chest - B/L clear.

CVS - S₁S₂ @ Heard.

O/E - Pulse - 86/min.

BP - 140/90 mmHg.

SpO₂ - 99%.

Vitals - WNL.

Pt is FH





Super Speciality Hospital
(A Unit of Hazaribag Hope and Health Care Pvt. Ltd.)

PATHOLOGY Report

Lab. No. : 6473	Date : 26/Aug/2023
Patient Name : Mrs. MONIKA KUMARI BURNWAL	Guardian Name :
Age/Sex : 33 Years/Female	OPD No.
Cons. By : MO AROGYAM	Sample Date & Time : 26/Aug/2023 9:13
Address : JHARIA, DHANBAD	

Test Name	Observed Values	Unit	Normal Values
-----------	-----------------	------	---------------

HEMATOLOGY

Blood Group

ABO	" B "
RH	Positive

Remarks :-

CBC (Complete Blood Count)

HAEMOGLOBIN	11.8	gm/dl	11.0 - 16.0 gm/dl
TLC	4100	/cmm	4000.00 - 11000.00 /cmm
NEUTROPHIL.	57	%	40.00 - 70.00 %
LYMPHOCYTES	35	%	20.00 - 45.00 %
MONOCYTES	5	%	2.00 - 8.00 %
EOSINOPHIL	3	%	1.00 - 6.00 %
BASOPHIL	00	%	0.00 - 1.00 %
PLATELETS	1.52	Lac/cmm	1.50 - 4.50 Lac/cmm
RBC	4.0	milli/cmm	3.8 - 4.8 milli/cmm
PCV	33.0	%	36.0 - 46.0 %
MCV	91.0	fL	77.0 - 93.0 fL
MCH	32.0	pg	27.0 - 32.0 pg
MCHC	35.0	g/dl	31.0 - 55.0 g/dl

Remarks :-

ESR(Erythrocyte Sedimentation Rate)	13.00	mm1st hr.	0.00 - 20.00 mm1st hr.
-------------------------------------	-------	-----------	------------------------

Remarks :-

** End of Report **

Please Correlate clinically



DR.R.K.MAHLI
MBBS,MD(RIMS,RANCHI)

Anjana

Address :- Zila Parisad Bhawan, District Board Chowk, Hazaribag - 825301 (Jharkhand) **Dr. Anjana**
MBBS,MD(Patho),RIMS
06546-260500/501 7319942219 hzbarogyam@gmail.com www.hzbarogyam.com



Super Speciality Hospital
(A Unit of Hazaribag Hope and Health Care Pvt. Ltd.)

PATHOLOGY Report

Lab. No. : 6473	Date : 26/Aug/2023
Patient Name : Mrs. MONIKA KUMARI BURNWAL	Guardian Name :
Age/Sex : 33 Years/Female	
Cons. By : MO AROGYAM	OPD No. :
Address : JHARIA, DHANBAD	Sample Date & Time : 26/Aug/2023 9:13

Test Name	Observed Values	Unit	Normal Values
BIO-CHEMISTRY			
LFT (Liver Function Test)			
SGPT	18.0	IU/L	5.0 - 35.0 IU/L
SGOT	23.0	IU/L	5.0 - 35.0 IU/L
ALKALINE PHOSPHATASE	96.0	IU/L	80.0 - 190.0 IU/L
TOTAL PROTEIN	7.0	g/dl	6.0 - 8.3 g/dl
ALBUMIN	4.0	g/dl	3.4 - 4.8 g/dl
GLOBULIN	3.0	g/dl	2.3 - 4.6 g/dl
AG RATIO	1.3	g/dl	1.2 - 2.1 g/dl
SERUM BILIRUBIN			
TOTAL BILIRUBIN	0.6	mg/dl	0.1 - 1.2 mg/dl
DIRECT BILIRUBIN	0.2	mg/dl	0.0 - 0.3 mg/dl
INDRECT BILIRUBIN	0.4	mg/dl	0.1 - 0.7 mg/dl

Remarks :-

Lipid Profile

TOTAL CHOLESTEROL	183	mg/dl	140.00 - 250.00 mg/dl
TRIGLYCERIDE	115	mg/dl	25.00 - 160.00 mg/dl
HDL	46	mg/dl	30.00 - 180.00 mg/dl
LDL	95	mg/dl	90.00 - 140.00 mg/dl
VLDL	23	mg/dl	15.00 - 32.00 mg/dl

Remarks :-

**** End of Report ****

Please Correlate clinically



DR.R.K.MAHLI
MBBS,MD(RIMS,RANCHI)

Anjana

Address :- Zila Parisad Bhawan, District Board Chowk, Hazaribag - 825301 (Jharkhand) **Dr. Anjana**
MBBS,MD(Patho),RIMS
☎ 06546-260500/501 ☎ 7319942219 ☎ hzbarogyam@gmail.com ☎ www.hzbarogyam.com



Super Speciality Hospital
(A Unit of Hazaribag Hope and Health Care Pvt. Ltd.)

PATHOLOGY Report

Lab. No. : 6473	Date : 26/Aug/2023
Patient Name : Mrs. MONIKA KUMARI BURNWAL	Guardian Name :
Age/Sex : 33 Years/Female	OPD No. :
Cons. By : MO AROGYAM	Sample Date & Time : 26/Aug/2023 9:13
Address : JHARIA, DHANBAD	

Test Name	Observed Values	Unit	Normal Values
-----------	-----------------	------	---------------

URINE EXAMINATION

Urine Routine Examination

PHYSICAL EXAMINATION

Volume	20ml	ml	
Colour	P. YELLOW		
Appearance	CLEAR		
Sediment	NIL		
Specific Gravity	1.010		

CHEMICAL EXAMINATION

Ph	6.0		
Sugar	NIL		
Albumin	NIL		
Ketone Bodies	NEGATIVE		
Bile Salts	NIL		
Bile Pigment	NIL		
Urobilinogen	NIL		

MICROSCOPICAL EXAMINATION

Epithelial Cell	A FEW	/HPF	
Pus Cell	2-3/HPF	/HPF	
RBC	NIL	/HPF	
Bacteria	NIL		
Casts	NIL		
Others	NIL		

Remarks :-

**** End of Report ****

Please Correlate clinically

DR. R. K. MAHLI
MBBS, MD (RIMS, RANCHI)



Anjana

Address :- Zila Parisad Bhawan, District Board Chowk, Hazaribag - 825301 (Jharkhand) **Dr. Anjana**

06546-260500/501 7319942219 hzbarogyam@gmail.com www.hzbarogyam.com MBBS, MD (Patho), RIMS



Super Speciality Hospital
(A Unit of Hazaribag Hope and Health Care Pvt. Ltd.)

PATHOLOGY Report

Lab. No. : 6473	Date : 26/Aug/2023
Patient Name : Mrs. MONIKA KUMARI BURNWAL	Guardian Name :
Age/Sex : 33 Years/Female	
Cons. By : MO AROGYAM	OPD No.
Address : JHARIA, DHANBAD	Sample Date & Time : 26/Aug/2023 9:13

Test Name	Observed Values	Unit	Normal Values
BIO-CHEMISTRY			
GAMMA GT, Serum	21.7	U/L	0-50
<u>Remarks :-</u>			
Blood Sugar (F)	89.00	mg/dl	70.00 - 110.00 mg/dl
<u>Remarks :-</u>			
Blood Urea	19.0	mg/dl	15.0 - 40.0 mg/dl
Blood Sugar (PP)	122.00	mg/dl	70.00 - 140.00 mg/dl
<u>Remarks :-</u>			
Serum Creatinine	0.7	mg/dl	0.5 - 1.5 mg/dl
<u>Remarks :-</u>			
Uric Acid	4.0	mg/dl	2.5 - 6.5 mg/dl
<u>Remarks :-</u>			

** End of Report **

Please Correlate clinically

DR. R. K. MAHLI
MBBS, MD (RIMS, RANCHI)



Address :- Zila Parisad Bhawan, District Board Chowk, Hazaribag - 825301 (Jharkhand) **Dr. Anjana**
MBBS, MD (Patho), RIMS
☎ 06546-260500/501 ☎ 7319942219 ☎ hzbarogyam@gmail.com ☎ www.hzbarogyam.com



Super Speciality Hospital
(A Unit of Hazaribag Hope and Health Care Pvt. Ltd.)



HZB28 260823

Name : Mrs. POONAM KUMARI **LAB ID** : HZB28 **Sample Collection** : 26/08/2023 15:36:34
Ref. By : M/O AROGYAM **Age/Sex** : 26 Yrs. / F **Sample Received** : 26/08/2023 15:36:34
Sent By : M/O AROGYAM HOSPITAL **Printed** : 26/08/2023 17:46:45 **Report Released** : 26/08/2023 15:40:04

T3T4TSH (THYROID FUNCTION TEST)

Test	Result	Unit	Biological Ref. Range
Total T3	1.32	ng/ml	0.69-2.15 ng/ml
<i>Serum, Method: CLIA</i>			
Total T4	9.06	µg/dl	4.5-14.5 µg/dl
<i>Serum, Method: CLIA</i>			

TSH (Thyroid Stimulating Hormone)	3.53	µIU/ml	0.30-4.50 µIU/ml
<i>Serum, Method: CLIA</i>			

NOTE	MAGLUMI 800 (SNIBE)		
-------------	---------------------	--	--

FOR PREGNANT WOMEN	T3 (ng/dl)	T4 (ng/dl)	TSH (uIU/ml)
1st TRIMESTER	71-175	6.5-10.1	0.05-3.70
2st TRIMESTER	91-195	7.5-10.3	0.31-4.35
3st TRIMESTER	104-182	6.3-9.7	0.41-5.18

(Collected At: 26/08/2023 15:36:34, Received At: 26/08/2023 15:36:34, Reported At: 26/08/2023 15:40:04)



Anjana

Address :- Zila Parisad Bhawan, Board Chowk, Hazaribag - 825301 (Jharkhand)

☎ 06546-260500/501 ☎ 73199422 ☎ barogyam@gmail.com ☎ www.aarogyam.com ☎ RIMS





Super Speciality Hospital
(A Unit of Hazaribag Hope and Health Care Pvt. Ltd.)



HZB28 260823

Name : Mrs. POONAM KUMARI
Ref. By : M/O AROGYAM
Sent By : M/O AROGYAM HOSPITAL

LAB ID : HZB28
Age/Sex : 26 Yrs. / F
Printed : 26/08/2023 17:46:45

Sample Collection : 26/08/2023 15:36:34
Sample Received : 26/08/2023 15:36:34
Report Released : 26/08/2023 15:40:04

Test	Result	Unit	Reference Range
HbA1C-Glycosylated Haemoglobin	5.13	%	Non-diabetic: 4-6 Excellent Control: 6-7 Fair to good control: 7-8 Unsatisfactory control: 8-10 Poor Control: >10
Estimated Average Glucose (eAG)	100.53	mg/dl	90-120 mg/dL : Good control 121-150 mg/dL : Fair control 151-180 mg/dL : Unsatisfactory control >180 mg/dL : Poor control

EDTA Whole Blood, Method: HPLC

EDTA Whole Blood, Method: Calculated

Interpretation:

The term HbA1c refers to Glycated Haemoglobin. Measuring HbA1c gives an overall picture of what the average blood sugar levels have been over a period of weeks/month. Higher the HbA1c, the greater the risk of developing diabetes-related complications.

(Collected At: 26/08/2023 15:36:34, Received At: 26/08/2023 15:36:34, Reported At: 26/08/2023 15:40:16)

----- End Of Report -----



Aryana

Address :- Zila Parisad Bhawan,

06546-260500/501



Chowk, Hazaribag - 825301 (Jharkhand)

NAME:
DATE: 2023/08/26 15:19
No. 1215
CHAROPS CR-1
0.00.10A

[REF] VD: 12.00
Cyl. Form: MIX

<R>	SPH	CYL	AX
	+0.50	+1.00	114
	+0.25	+1.25	114
	+0.50	+1.00	111
	+0.25	+0.75	113
	+0.50	+0.75	106
	+0.75	+0.75	103
	+0.75	+0.50	110

AVG: +0.50 +0.75 110
S.E: +0.88

<L>	SPH	CYL	AX
	+2.25	+0.25	115
	+2.25	+0.25	114
	+2.25	+0.25	117
	+2.75	+0.25	128
	+2.25	+0.25	106
	+2.50	+0.25	107
	+2.75	+0.25	94
	+2.25	+0.25	98
	+3.00	+0.25	127 #

AVG: +2.50 +0.25 109
S.E: +2.63

PD: 60mm

opto vision DR SANJAY K
8825176575

OPTO VISION

Hearing Aid & Optical centre

Mob. 9934584875, 8825176575

dr. Sanjay hzb @rediffmail.com.



Dr. Sanjay Kumar Singh

D.O. Sitapur (U.P.)

F.O.PG Delhi

Ex-R.I.O. Sitapur (U.P.)

Eye & Contact Lens Specialist



Dr. Umesh Prasad

M.S. Patna

(Eye Surgeon)

Timing & Place

Prem Nagar Colony,
Sindoor, Hazaribag
Time - 7:00AM to 9:00AM
2:00PM to 4:00PM
7:30PM to 8:30PM



Bara Bazar, Hazaribag
Time - 9:30AM to 12:00PM
4:00PM to 6:00PM



Bhwani Plaza
Ground Floor, Shop No- 36
Near Banshilal Chowk,
malviya Marg, Hazaribag
Time - 12:10PM to 2:00PM
6:10PM to 7:00PM

Ref. No.

Date 26/08/2023

Monika Kri Barnual
Age - 31

as hypermetropia
Diu

MTR 6/9

L 6/18

Asym

R + 1.50 DS 180

L + 1.50 DS 180

Monocular

C.V. 12/4

11/6 11/6

R.P

1. Monocular

2. Bypass any

3. Contact lens

26/8/2023

10/1



नोट : यहाँ सभी प्रकार के पावर एवं धुप चश्मा, आँखों की जाँच, मोतियाबिंद ऑपरेशन, कॉन्टेक्ट लेंस दिया जाता है।
यहाँ पर बहारापन की आडियोमिटर से जाँच कर कान का मशीन दिया जाता है।

DOCTOR AUDIOLOGIST

Dr. Sanjay Kumar Singh

AUDIOLOGIST

Bara Bazar, Hazaribag-825 301 (Jharkhand)
Contact 9934584875, 8825176575
Email Id : dr.sanjayhzb@readiffmail.com

OPTO VISION

Prem Nagar Colony,
Sindoor, Hazaribagh
Pin - 825 301

Bhawani Plaza,
Ground Floor, Shop NO - 36
Near Banshalil Chowk,
Malviya Marg, Hazaribagh Pin 825 301



PATIENT NAME

Manika
Medinilla

Ksi
Barnua

AUDIOGRAM

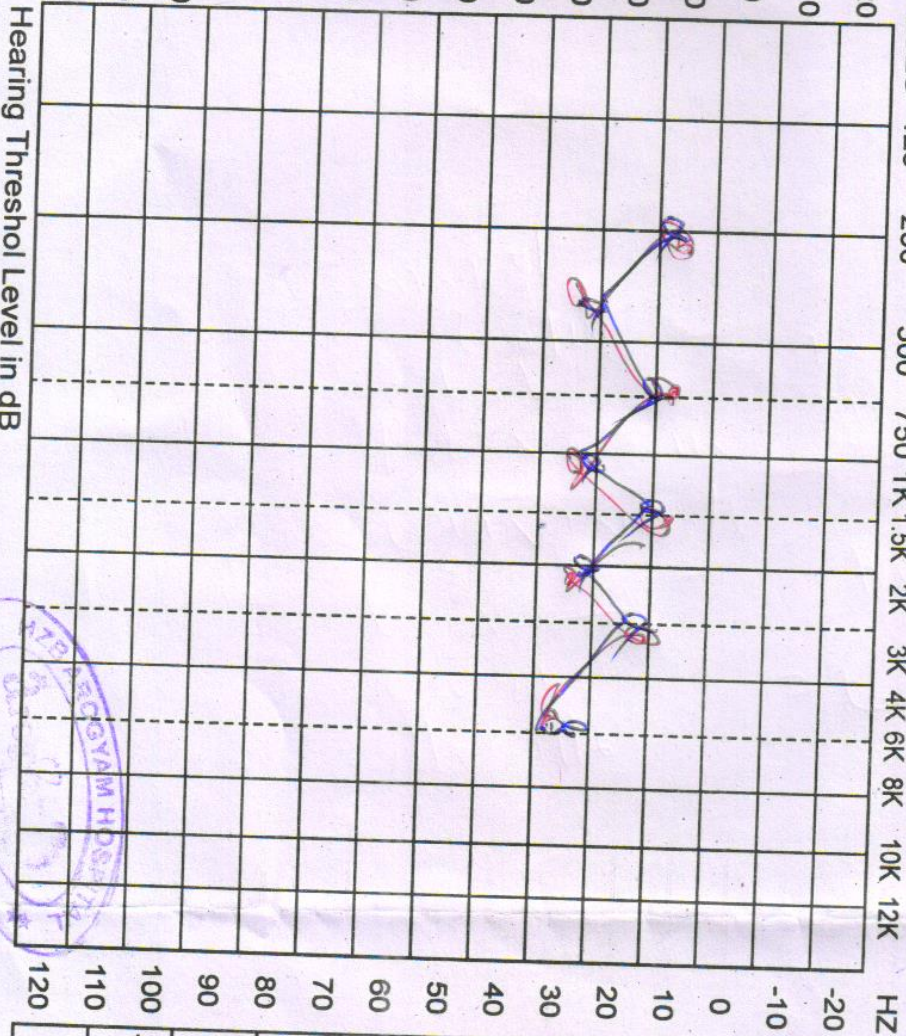
AGE *31*

ADDRESS

DATE *26/08/2023*

TEST	Right Ear (Red)	Left Ear (Blue)
AIR	O=O	X=X
AIR OPP EAR MASKED	D-D	<input type="checkbox"/> = <input type="checkbox"/>
NO RESPONSE	<u>Q</u>	<u>X</u>
BONE	<	>
BONE OPP EAR MASKED	[]
HEARING EVALUATION		
AVE		
P.T.		
SRT		
PB%		
CORRECT		
MCL	NO	

1964 ISO VALUES 125 250 500 750 1K 1.5K 2K 3K 4K 6K 8K 10K 12K HZ



TEST	Right Ear	Left Ear
RINNE		
WEBER		
BING		
SPECIAL TEST		
RECRUITMENT		
SISI		
T.T.S.		

Remarks: *OK 12 x 30 20 x 20 DR N/A*



COURTESY



Super Speciality Hospital
(A Unit of Hazaribag Hope and Health Care Pvt. Ltd.)

Name of patient : **Monika Kumari Burnwal** Age : **33 yrs** Sex : **F** Date : **26/08/2023**
Referred by : **M/O Arogyam**
Indication : **Pain abd.**
Technique : **3.5 MHz transabdominal transducer with color and multiherz options.**
USG of : **Whole abdomen.**
This ultrasonographic study reveals,

LIVER : Normal in size (125.3 mm). Parenchymal echotexture is normal. No SOL or focal lesion seen in hepatic parenchyma. Intrahepatic biliary radicals is not dilated.

GALL BLADDER : Normal in shape and size. Wall appears normal. Lumen appears echofree.
CBD : Normal in course and caliber.

SPLEEN : Normal in size in bipolar length (106.2 mm). It shows normal echogenicity of its parenchyma. The splenic vein is not dilated.

PANCREAS : Normal in shape, size and echotexture. No cystic or mass lesion seen. PD is not dilated.

UPPER RETROPERITONEUM : Aorto-mesentric angle and surrounding structure shows no lymphadenopathy.
UPPER GI TRACT : Gastro-esophageal junction, pyloro-duodenal region and jejunal loops appears normal.

RIGHT KIDNEY : Normal in size (RK - 91.4 mm). Cortical echotexture appears normal. Pelvi-calyceal system of right kidney is not dilated. Cortico medullary differentiation intact. Hilum is normal shows normal flow. Capsule appears regular margine. No calculus or mass lesion seen in right kidney.

LEFT KIDNEY : Normal in size (LK - 90.6 mm). Cortical echotexture appears normal. Pelvi-calyceal system of left kidney is not dilated. Cortico medullary differentiation intact. Hilum is normal shows normal flow. Capsule appears regular margine. No calculus or mass lesion seen in left kidney.

URETERS : B/L ureter are not dilated. Hence not visualized.

UBL : Wall appears normal in thickness and smoothness. Lumen appears echofree.

UTERUS : Normal in size (67.6 x 42.6 mm). Anteverted in position. Endometrium appears normal. Myometrium appears normal. **Cervix appears echogenic.** No fibromyoma is seen.

OVARY : B/L ovary appears within normal limit. No adnexal lesion seen. (RO - 26.3 mm/LO - 39.8 mm).

OTHERS : RIF normal. No ascites or pleural effusion is seen.

IMPRESSION : *This ultrasonographic study reveals, ---Normal size uterus with echogenic cervix.----? Cervicitis.

SUGGESTION :-PAP Smear.

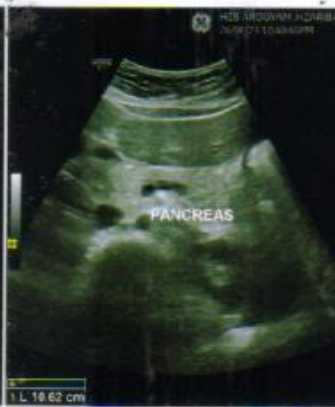
The reliability of ultrasound is about 80%. The opinion mention above should be correlate with clinical findings and other investigation modality for a final diagnosis. This is not valid for medical legal purpose.

SONOLOGIST



Address :- Zila Parisad Bhawan, District Board Chowk, Hazaribag - 825301 (Jharkhand)

☎ 06546-260500/501 ☎ 7319942219 ☎ hzbarogyam@gmail.com ☎ www.hzbarogyam.com



HIZ AROOVAN HIZARIBAG
MORUKA KR BHARWAL
ADHI 260823 123933PM





ISO 9001 : 2008 Certified Hospital



Super Speciality Hospital
(A Unit of Hazaribag Hope and Health Care Pvt. Ltd.)

HZB AROGYAM SUPER SPECIALITY HOSPITAL

ECHOCARDIOGRAPHY REPORT

Name: **MONIKA KUMARI BURNWAL 33 Y**, Age: PRN
No: **MONIK65_37679**
Sex: **Female** Date: **26/08/2023**

2D & M-MODE MEASUREMENTS

IVSd	0.7 cm
LVIDd	4.2 cm
LVPWd	0.7 cm
IVSs	1.0 cm
LVIDs	3.0 cm
LVPWs	1.1 cm
Ao Diam	1.9 cm
LA Diam	2.3 cm

2D & M-MODE CALCULATIONS

EDV(Teich)	79 ml
ESV(Teich)	35 ml
EF(Teich)	55 %
%FS	28 %
SV(Teich)	44 ml
RWT	0.34
LA/Ao	1.18

MITRAL VALVE

MV E Vel	0.95 m/s
MV DecT	146 ms
MV Dec Slope	6.5 m/s ²
MV A Vel	0.80 m/s
MV E/A Ratio	1.18

AORTIC VALVE

AV Vmax	1.30 m/s
AV maxPG	6.75 mmHg

TRICUSPID VALVE

TR Vmax	2.13 m/s
TR maxPG	18.20 mmHg

PULMONARY VALVE


PV Vmax	1.01 m/s
PV maxPG	4.11 mmHg

COMMENTS:

NO RWMA , NORMAL LV CAVITY
LVEF - 55 %
NORMAL LV SYSTOLIC & DIASTOLIC FUNCTION
NO MR / AR / PR
NO PAH / TR

FINAL IMPRESSION:

NORMAL ECHO STUDY


DR. RAVI RANJAN
MD(PHYSICIAN)
DIP. CARDIOLOGY



Address :- Zila Parisad Bhawan, District Board Chowk, Hazaribag - 825301 (Jharkhand)

☎ 06546-260500 / 501 • Fax :- 06546-270300 📧 info@hzbarogyam.com, www.hzbarogyam.com

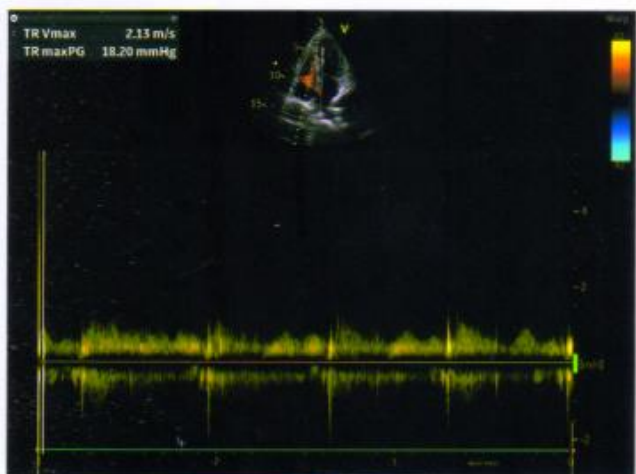
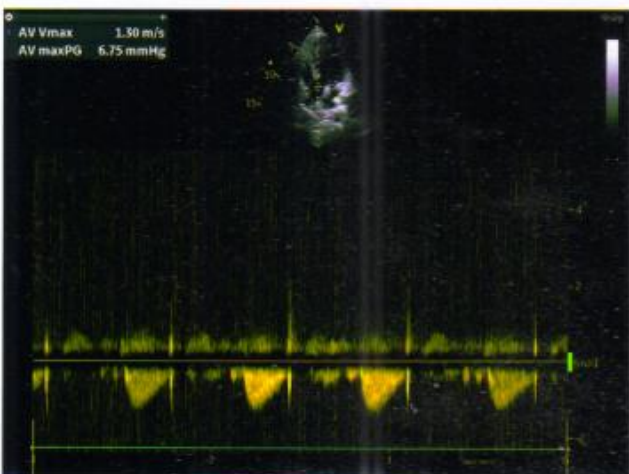
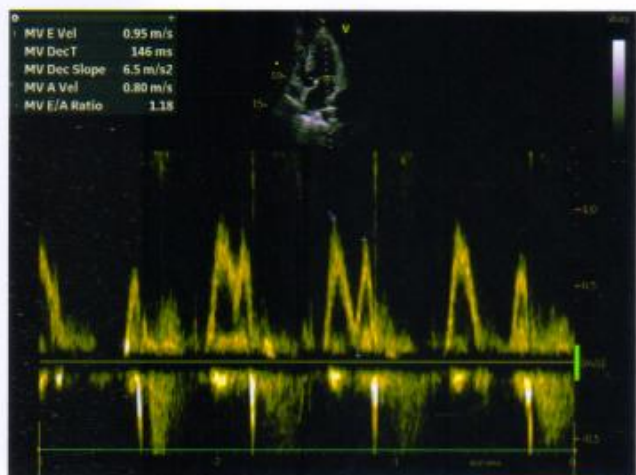
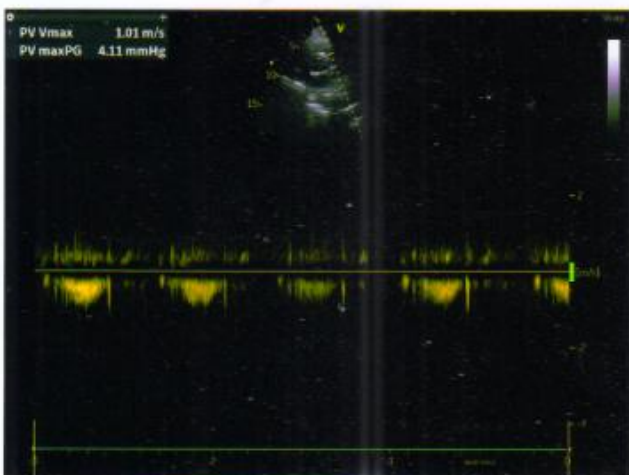
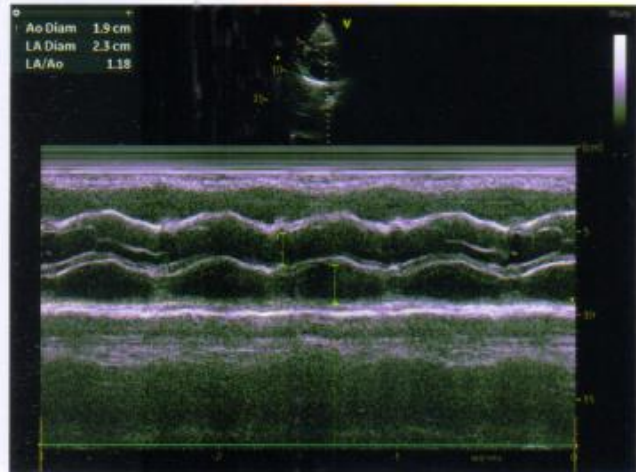
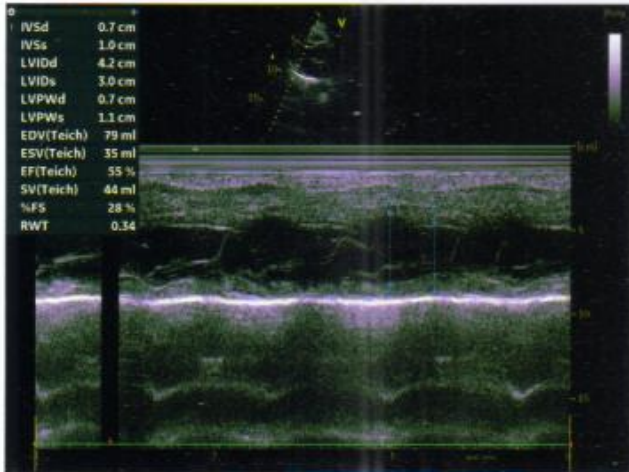
HZB AROGYAM SUPER SPECIALITY HOSPITAL

Name : MONIKA KUMARI BURNWAL 33 Y,

Age :

Sex : Female

Date : 26/08/2023



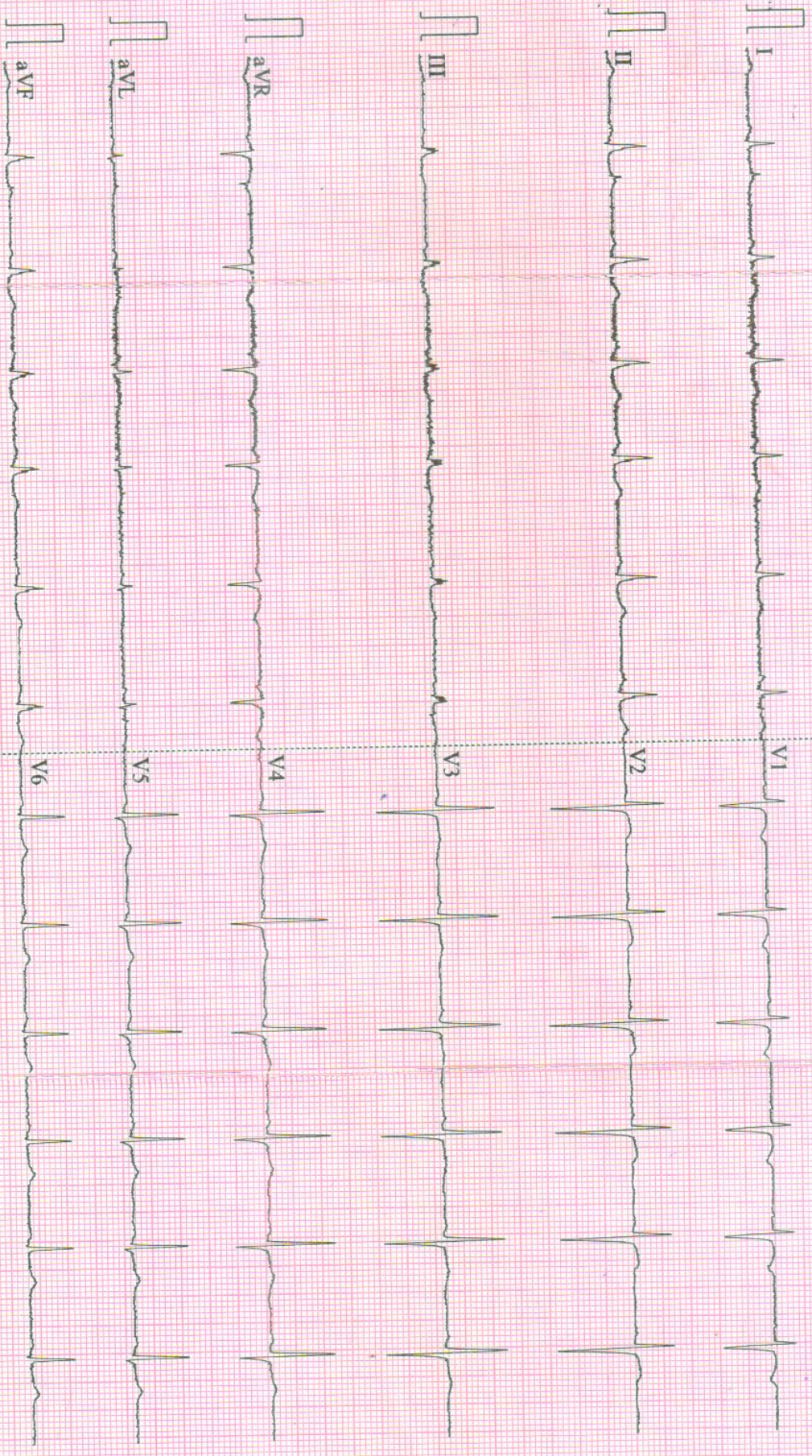
Print Date: 26/08/2023

ID: 1
MONIKA KUMARI
Female 33Years
Req. No. : OPD

26-08-2023 13:24:44 COPY
HR : 76 bpm
P : 106 ms
PR : 134 ms
QRS : 88 ms
QT/QTcBz : 354/398 ms
P/QRS/T : 44/45/31 °
RV5/SV1 : 0.975/0.857 mV

Diagnosis Information:
Sinus arrhythmia
Inferior and anterior T wave abnormality is nonspecific
Borderline ECG

Report Confirmed by:



0.67~150Hz AC50 25mm
0mm/mV 2*5.0s CARDIART 9108 D VI44 Glasgow V28.6.7 HZB
KOGYAM HOSPITAL
CARDIART