

Kumar
Sanjeev

REVIVAL DIAGNOSTICS



HEALTH CHECK-UP SUMMARY

Name: Sanjeev Kumar

Date: 12/08/2022

Email ID:

Sex: M Age: 45 Years Contact No: 9990286571 Remarks:

Under-weight -

Normal -

Over-weight ✓

i> BMI

Height (in Cm): 174 Weight (in Kg): 86 BMI: 28.4

ii> Blood Pressure & Pulse

120/78 mm/hg
74/min! regular

If high or low, whether the person is on medication: YES / (NO)

iii> Blood Tests & Lung Function Remarks

ESR } (P)
CVS }
CNS }

If abnormal, whether the person is on medication: YES / (NO)

iv> Eye Test Remarks

Eye Test: (R) G/G (L) G/G

Color Vision: (P)

v> Heart Disease

Whether any specific heart ailment detected (ECG findings):
Normal

vi> Any other problems needing attention / Overall Assessment:

NO

Dr. Chirag Patel
MB: B.S. G-49432

Signature of the Doctor

Sanjeev Kumar

Revival Diagnostic
401, Aqua Corridor,
B/s. Star Bazat, Surat-395009
Mo. 91062-28601

Laboratory Test Result are Subject to technical limitation and should be clinically correlate for final diagnosis



NAME: Sanjeev Kumar SEX: M
BIRTHDATE: 01/03/1978 AGE: 45

DEPARTMENT OF OPHTHALMOLOGY

EYE TEST:

1. VISION:

RIGHT EYE - 6/6

LEFT EYE - 6/6

2. COLOR VISION:

RIGHT EYE - (3)

LEFT EYE - (3)

3. FUNDUS:

RIGHT EYE - (2)

LEFT EYE - (2)

REMARKS:

Revival Diagnostics
401, Aqua Corridor,
Ophthalmologist/Optomtrist
Surat-395009
Mo. 91062-28601

Laboratory Test Result are Subject to technical limitation and should be clinically correlate for final diagnosis



Dental Assessment Form

NAME Sanjeev Kumar
AGE 45 yrs

DATE 10/05/2023
SEX male

* CHIEF COMPLAINT

- A CLINICAL FEATURES :- normal
- 1 CAVIES :- NO
2 MISSING TOOTH :- UPPER (P1) 2nd, 5th, (L1) 1st molar
3 MALOCCLUSION :-
4 FILLING :- (P1) lower 1st molar
- B DIAGNOSIS :- normal
- C PERSONAL HISTORY :- marriage
- D PROVISIONAL D/G :- (P1)
- E MEDICAL HISTORY :- Filling + Tooth Extractions
- F FINAL D/G :- (P1)
- G TREATMENT PLAN :- NO

CLINT SIGN


Revival Diagnostic
401, Aqua Corridor,
B/s. Star Bazar, Surat-395009
Mo. 91062-28601

Laboratory Test Result are Subject to technical limitation and should be clinically correlate for final diagnosis

4th Floor, Aqua Corridor, Hazira Road, Adajan Pal, Surat-395009.

☎ 0261 2747788, 9825947712 ✉ revivaldiagnostics.surat@gmail.com 🌐 www.revivaldiagnostics.com

This medical report is not intended for medico-legal purposes.



Name	SANJEEV KUMAR	Age/Gender	45Yrs/Male
Reg No.	8752/23	Receipt No	5272
Referred By	Bank of Baroda (BOB) - MEDI WHEEL(PKG10000242)	Mode of Payment	CREDIT
Collection Type	CENTER	Collection DateTime	12-Aug-2023 08:42 AM

BLOOD GROUP - 120823148 Released at 12-Aug-2023 12:36 PM

Parameter	Result	Biological Ref.Range	Method
-Blood Group	"B"		
-Rh Factor	POSITIVE		

CBC - 120823146 Released at 12-Aug-2023 01:16 PM

Parameter	Result	Biological Ref.Range	Method
-Haemoglobin	13.6 gm/dL	(13.5 - 18 gm/dL)	Auto
-RBC Count	4.61 mill/cumm	(4.6 - 6.2 mill/cumm)	Auto
-Total WBC Count	4500 /cumm	(4000 - 10000 /cumm)	Auto
-Platelet Count	2.05 lakh/cumm	(1.5 - 4.5 lakh/cumm)	Auto

Blood Indices

-HCT	40.1 %	(40 - 55 %)	Auto
-MCV	101.1 fl	H (80 - 92 fl)	Auto
-MCH	34.6 pg	H (27 - 31 pg)	Auto
-MCHC	34.2 gm/dL	(32 - 36 gm/dL)	Auto
-RDW	13.7 %	(11 - 15 %)	Auto

Diff WBC Count

-Polymorphs	55 %	(40 - 80 %)	Microscopically
-Lymphocytes	39 %	(20 - 40 %)	Microscopically
-Eosinophils	04 %	(1 - 6 %)	Microscopically
-Monocytes	02 %	(2 - 7 %)	Microscopically
-Basophils	00 %	(0 - 1 %)	Microscopically
-PLATELET ON SMEAR	Adequate		Microscopically
-MALARIAL PARASITES	Malarial Parasites Not Detected		Microscopically

[Test performed on Fully Automated Hematology Analyzer ERBA H-360]

Revival Diagnostics

401-Aqua Corridor,
Beside Star Bazar, Adajan,
Surat-395009. Mo. 9825947717

Dr. Shivangi Gandhi
M.B.B.S, M.D (Pathology)

Laboratory Test Result are Subject to technical limitation and should be clinically correlate for final diagnosis

4th Floor, Aqua Corridor, Hazira Road, Adajan Pal, Surat-395009.

0261 2747788, 9825947712 revivaldiagnostics.surat@gmail.com www.revivaldiagnostics.com

This medical report is not intended for medico-legal purposes.



Name	SANJEEV KUMAR	Age/Gender	45Yrs/Male
Reg No.	8752/23	Receipt No	5272
Referred By	Bank of Baroda (BOB) - MEDI WHEEL(PKG10000242)	Mode of Payment	CREDIT
Collection Type	CENTER	Collection DateTime	12-Aug-2023 08:42 AM

ESR - 120823146 Released at 12-Aug-2023 01:22 PM

Parameter	Result	Biological Ref.Range	Method
-E.S.R	06 mm/hr	(1 - 10 mm/hr)	



Revival Diagnostics

401-Aqua Corridor,
Beside Star Bazar, Adajan,
Surat-395009. Mo. 9825947717

Dr. Shivangi Gandhi
M.B.B.S, M.D (Pathology)

Laboratory Test Result are Subject to technical limitation and should be clinically correlate for final diagnosis

4th Floor, Aqua Corridor, Hazira Road, Adajan Pal, Surat-395009.

0261 2747788, 9825947712 revivaldiagnostics.surat@gmail.com www.revivaldiagnostics.com

This medical report is not intended for medico-legal purposes.



Name	SANJEEV KUMAR	Age/Gender	45Yrs/Male
Reg No.	8752/23	Receipt No	5272
Referred By	Bank of Baroda (BOB) - MEDI WHEEL(PKG10000242)	Mode of Payment	CREDIT
Collection Type	CENTER	Collection DateTime	12-Aug-2023 08:42 AM


FBS & PPBS - 120823147 Released at 12-Aug-2023 01:25 PM

Parameter	Result	Biological Ref.Range	Method
-Fasting Blood Sugar (FBS)	97 mg/dL	70-100 mg/dl Impaired Tolerance:100-125 Diabetes Mellitus:>=126 (On more than one occasion) (American diabetes association guidelines 2022)	
-Fasting Urine Sugar	Absent		
-Fasting Urine Acetone	Absent		
-PPBS	121 mg/dL	(90 - 140 mg/dL)	
-PP2BS URINE SUGAR	Absent	-	
-PP2BS URINE ACETONE	Absent		

HBA1C - 120823146 Released at 12-Aug-2023 01:26 PM

Parameter	Result	Biological Ref.Range	Method
-HBA1C	5.5 %	HbA1C Degree of Glucose Control <5.6 % Non Diabetics 5.7 - 6.4 % Prediabetics > =6.5 % Diabetics (REF:Wallace, 11th Edition) REMARKS: 6 - 7 % Excellent Control 7 - 8 % Good Control 8 - 10 % Unsatisfactory Control >10 % Poor Control	Boronate Affinity
-Method[]		High Performance Liquid Chromatography (HPLC)	

Revival Diagnostics
401-Aqua Corridor,
Beside Star Bazar, Adajan,
Surat-395009. Mo. 9825947717


Dr. Shivangi Gandhi
M.B.B.S, M.D (Pathology)

Laboratory Test Result are Subject to technical limitation and should be clinically correlate for final diagnosis

4th Floor, Aqua Corridor, Hazira Road, Adajan Pal, Surat-395009.
☎ 0261 2747788, 9825947712 ✉ revivaldiagnostics.surat@gmail.com 🌐 www.revivaldiagnostics.com

This medical report is not intended for medico-legal purposes.



Name	SANJEEV KUMAR	Age/Gender	45Yrs/Male
Reg No.	8752/23	Receipt No	5272
Referred By	Bank of Baroda (BOB) - MEDI WHEEL(PKG10000242)	Mode of Payment	CREDIT
Collection Type	CENTER	Collection DateTime	12-Aug-2023 08:42 AM

LIVER FUNCTION TEST (LFT) - 120823148 Released at 12-Aug-2023 01:26 PM

Parameter	Result	Biological Ref.Range	Method
-Serum Total Bilirubin	1.8 mg/dL	H (0 - 1.3 mg/dL)	Diazo
-Serum Direct Bilirubin	0.6 mg/dL	H (0 - 0.4 mg/dL)	Diazo
-Serum InDirect Bilirubin	1.2 mg/dL	(0.1 - 1.3 mg/dL)	Calculated
-Total Protein (TP)	6.5 gm/dL	(6.4 - 8.3 gm/dL)	Biuret
-Albumin (ALB)	4.2 gm/dL	(3.5 - 5.2 gm/dL)	BCG
-Globulin	2.3 gm/dL	(2.3 - 3.6 gm/dL)	Calculated
-A/G Ratio	1.83 gm/dL	(1 - 2.3 gm/dL)	Calculated
-SGPT(ALT)	22 U/L	(5 - 45 U/L)	IFCC, Kinetic without Pyridoxal Phosphate
-SGOT (AST)	15 U/L	(0 - 35 U/L)	IFCC, Without Pyridoxal Phosphate
-Alkaline Phosph.	55 U/L	(42 - 128 U/L)	ALP-AMP
-GGT	19 U/L	(5 - 50 U/L)	Glupa-C

[Test performed on Fully Automated Biochemistry Analyzer ERBA EM200]

REVIVAL
DIAGNOSTICS

Revival Diagnostics

401-Aqua Corridor,
Beside Star Bazar, Adajan,
Surat-395009. Mo. 9825947717

Dr. Shivangi Gandhi
M.B.B.S, M.D (Pathnlog.)

Laboratory Test Result are Subject to technical limitation and should be clinically correlate for final diagnosis

4th Floor, Aqua Corridor, Hazira Road, Adajan Pal, Surat-395009.
0261 2747788, 9825947712 revivaldiagnostics.surat@gmail.com www.revivaldiagnostics.com

This medical report is not intended for medico-legal purposes.



Name	SANJEEV KUMAR	Age/Gender	45Yrs/Male
Reg No.	8752/23	Receipt No	5272
Referred By	Bank of Baroda (BOB) - MEDI WHEEL(PKG10000242)	Mode of Payment	CREDIT
Collection Type	CENTER	Collection DateTime	12-Aug-2023 08:42 AM

Creatinine - 120823148 Released at 12-Aug-2023 01:26 PM

Parameter	Result	Biological Ref.Range	Method
-Creatinine	0.8 mg/dL	(0.6 - 1.4 mg/dL)	ENZYMATIC

BUN - 120823148 Released at 12-Aug-2023 12:53 PM

Parameter	Result	Biological Ref.Range	Method
-Blood Urea Nitrogen (BUN)	13 mg/dL	(6 - 20 mg/dL)	Calculated


Uric Acid - 120823145 Released at 12-Aug-2023 01:26 PM

Parameter	Result	Biological Ref.Range	Method
-Uric Acid	4.7 mg/dL	(3.5 - 7.2 mg/dL)	Uricase-POD



Revival Diagnostics

401-Aqua Corridor,
Beside Star Bazar, Adajan,
Surat-395009. Mo. 9825947717


Dr. Shivangi Gandhi
M.B.B.S, M.D (Pathologist)

Laboratory Test Result are Subject to technical limitation and should be clinically correlate for final diagnosis

4th Floor, Aqua Corridor, Hazira Road, Adajan Pal, Surat-395009.

0261 2747788, 9825947712 revivaldiagnostics.surat@gmail.com www.revivaldiagnostics.com

This medical report is not intended for medico-legal purposes.



Name	SANJEEV KUMAR	Age/Gender	45Yrs/Male
Reg No.	8752/23	Receipt No	5272
Referred By	Bank of Baroda (BOB) - MEDI WHEEL(PKG10000242)	Mode of Payment	CREDIT
Collection Type	CENTER	Collection DateTime	12-Aug-2023 08:42 AM


Lipid Profile - 120823148 Released at 12-Aug-2023 01:26 PM

Parameter	Result	Biological Ref.Range	Method
-Serum Cholesterol	168 mg/dL	Desirable < 200 mg/dl Borderline High : 200-239 mg/dl High : > 240 mg/dl	CHOD-PAP
-Serum Triglyceride	165 mg/dL	Normal < 150 mg/dl Borderline High : 150 - 199 mg/dl High : 200 - 499 mg/dl Very High : 500 mg/dl	GPO-POD Method
-Serum HDLD(Direct)	46 mg/dL	Normal : > 55 mg/dl Borderline : 35-55 mg/dl Undesirable: < 35 mg/dl	PVS-PEGME Precipitation with CHOD-POD
-Serum VLDL	33 mg/dL	H (5 - 30 mg/dL)	Calculated
-Serum LDL(Direct)	89 mg/dL	Optimal:< 100 mg/dl Above Optimal : 100- 129 mg/dl Borderline High : 130-159 mg/dl High : > 160-189mg/dl Very High : >190 mg/dl	Calculated
-Chol/HDL	3.65	Low risk: <3.8 Medium Risk: 3.8 to 5.9 High Risk: > 6	Calculated
-LDL/Chol	1.89	Low risk: <3.55 Medium Risk: 3.55 to 4.0 High Risk: > 6	Calculated

[Test performed on Fully Automated Biochemistry Analyzer ERBA EM200]

Revival Diagnostics

401-Aqua Corridor,
Beside Star Bazar, Adajan,
Surat-395009. Mo. 9825947717


Dr. Shivangi Gandhi
M.B.B.S, M.D (Pathology)

Laboratory Test Result are Subject to technical limitation and should be clinically correlate for final diagnosis

4th Floor, Aqua Corridor, Hazira Road, Adajan Pal, Surat-395009.

0261 2747788, 9825947712 revivaldiagnostics.surat@gmail.com www.revivaldiagnostics.com

This medical report is not intended for medico-legal purposes.



Name	SANJEEV KUMAR	Age/Gender	45Yrs/Male
Reg No.	8752/23	Receipt No	5272
Referred By	Bank of Baroda (BOB) - MEDI WHEEL(PKG10000242)	Mode of Payment	CREDIT
Collection Type	CENTER	Collection DateTime	12-Aug-2023 08:42 AM

Urine Routine & Micro Examination - 120823150 Released at 12-Aug-2023 12:52 PM

Parameter	Result	Biological Ref.Range	Method
<u>Physical Examination</u>			
-Quantity	20		Manual
-Colour	Pale Yellow	Pale Yellow	Manual
-Appearance	Clear	Clear	Manual
-Reaction (pH)	Acidic		Dipstick
-Specific Gravity	1.025		Dipstick
<u>Chemical Examination</u>			
-Proteins.	Absent		Dipstick
-Sugar	Absent		Dipstick
-Acetone.	Absent		Dipstick
-Bile Salts	Absent	Absent	Dipstick
-Bile Pigments	Absent	Absent	Dipstick
-Occult Blood Test (OBT).	Negative		Dipstick
<u>Microscopic Examination</u>			
-Pus Cells	1-2		Microscopically
-Red Blood Cells	Absent		Microscopically
-Epithelial Cells	1-2		Microscopically
-Bacteria.	Absent		Microscopically
-Crystals	Absent	Absent	Microscopically
-Others	NIL	Absent	Microscopic Examination

Revival Diagnostics

401-Aqua Corridor,
Beside Star Bazar, Adajan,
Surat-395009. Mo. 9825947717

Dr. Shivangi Gandhi
M.B.B.S, M.D (Patholog.)

Laboratory Test Result are Subject to technical limitation and should be clinically correlate for final diagnosis

4th Floor, Aqua Corridor, Hazira Road, Adajan Pal, Surat-395009.

0261 2747788, 9825947712 revivaldiagnostics.surat@gmail.com www.revivaldiagnostics.com

This medical report is not intended for medico-legal purposes.



Name	SANJEEV KUMAR	Age/Gender	45Yrs/Male
Reg No.	8752/23	Receipt No	5272
Referred By	Bank of Baroda (BOB) - MEDI WHEEL(PKG10000242)	Mode of Payment	CREDIT
Collection Type	CENTER	Collection DateTime	12-Aug-2023 08:42 AM

Prostate Specific Antigen (PSA) - 120823148 Released at 12-Aug-2023 11:05 AM

Parameter	Result	Biological Ref.Range	Method
-Prostate Specific Antigen (PSA)	0.25 ng/mL	(0 - 3 ng/mL)	Fluorescence Enzyme Immunoassay

[Test performed on Fully Automated Immunology Analyzer Maglumi-600]

Total T3 T4 TSH - 120823148 Released at 12-Aug-2023 12:59 PM

Parameter	Result	Biological Ref.Range	Method
-Total T3	1.29 ng/ml	(0.87 - 1.78 ng/ml)	Fluorescence Enzyme Immunoassay
-Total T4	8.14 ug/dl	(4.6 - 11 ug/dl)	Fluorescence Enzyme Immunoassay
-TSH	3.98 uIU/ml	0.50 - 5.50 uIU/ml 5.5 to 15 ul U/ml - Suggested Clinical co-relation or Repeat test with new sample as physiological factors can give falsely high TSH Above 15uIU/ml Hypothyroid PREGNANT WOMEN normal ranges for TSH: 1st Trimester : 0.0878 - 2.8293 uIU/ml 2nd Trimester : 0.1998 - 2.7915 uIU/ml 3rd Trimester : 0.307 - 2.9028 uIU/ml Ref: Tietz Fundamentals of Clinical Chemistry	Fluorescence Enzyme Immunoassay

[Test performed on Fully Automated Immunology Analyzer Maglumi-600]

Revival Diagnostics

401-Aqua Corridor,
Beside Star Bazar, Adajan,
Surat-395009. Mo. 9825947717

Dr. Shivangi Gandhi
M.B.B.S, M.D (Pathology)

Laboratory Test Result are Subject to technical limitation and should be clinically correlate for final diagnosis

4th Floor, Aqua Corridor, Hazira Road, Adajan Pal, Surat-395009.

0261 2747788, 9825947712 revivaldiagnostics.surat@gmail.com www.revivaldiagnostics.com

This medical report is not intended for medico-legal purposes.



Name	SANJEEV KUMAR	Age/Gender	45Yrs/Male
Reg No.	8752/23	Receipt No	5272
Referred By	Bank of Baroda (BOB) - MEDI WHEEL(PKG10000242)	Mode of Payment	CREDIT
Collection Type	CENTER	Collection DateTime	12-Aug-2023 08:42 AM

Stool Examination - 120823149 Released at 12-Aug-2023 01:35 PM

Parameter	Result	Biological Ref.Range	Method
-Consistency.	Solid		Manual

Physical Examination

-Colour..	Brown		Manual
-Mucus..	Absent		Manual
-Pus..	Absent		Manual
-Blood..	Absent		Manual

Chemical Examination


-Reaction..	Acidic		
-Occult Blood..	Absent		
-Reducing Substance..	Absent		

Microscopic Examination

-Ova..	Absent		
-Cysts..	Absent		
-Trophozoites..	Absent		
-Larva..	Absent		
-Pus Cells..	1-2		
-Red Blood Cells..	Absent		
-Macrophage cells..	Absent		
-Vegetable Cells..	Absent		
-Crystals..	Absent		
-Fat..	Absent		
-Darting Motility..	Not Seen		

Revival Diagnostics

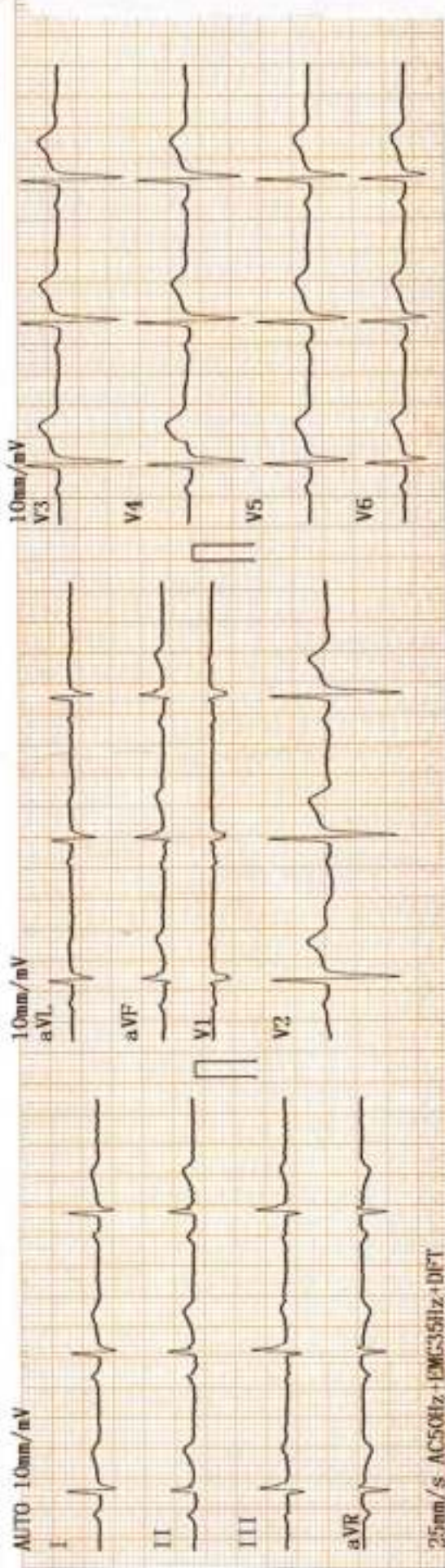
401-Aqua Corridor,
Beside Star Bazar, Adajan,
Surat-395009. Mo. 9825947717


Dr. Shivangi Gandhi
M.B.B.S, M.D (Pathology)

Laboratory Test Result are Subject to technical limitation and should be clinically correlate for final diagnosis

4th Floor, Aqua Corridor, Hazira Road, Adajan Pal, Surat-395009.
0261 2747788, 9825947712 revivaldiagnostics.surat@gmail.com www.revivaldiagnostics.com

This medical report is not intended for medico-legal purposes.



DR. ADITYA S. BORA
 MBBS, DNB, PGCCG
 PHYSICIAN & CLINICAL CARDIOLOGIST
 G-54906

Revival Diagnostics
 401-Aqua Corridor,
 Beside Star Bazar, Adajan,
 Surat-395009, Mo. 9825947712

Sofar Kundz

REVIVAL

DIAGNOSTICS



Name	SANJEEV KUMAR	Age/Gender	45Yrs/Male
Reg No.	8752/23	Receipt No	5272
Referred By	Bank of Baroda (BOB) - MEDI WHEEL(PKG10000242)	Mode of Payment	CREDIT
Collection Type	CENTER	Collection DateTime	12-Aug-2023 08:13 AM

ECG

1. The rhythm is sinus.
2. Heart rate is 65 beats per minute.
3. Normal P,QRS,T wave axis.
4. Normal PR,QRS,Q.T. Duration.
5. No pathological q wave or ST-T changes seen.
6. No evidence of chamber hypertrophy or enlargement seen.

IMPRESSION : ECG WITHIN NORMAL LIMITS


Signature

Revival Diagnostics
401-Aqua Corridor,
Beside Star Bazar, Adajan,
Surat-395009. Mo. 9825947712

DR. ADITYA S. BORA
MBBS, DNB, PGDCC
PHYSICIAN & CLINICAL CARDIOLOGIST
G-54906

Laboratory Test Result are Subject to technical limitation and should be clinically correlate for final diagnosis

4th Floor, Aqua Corridor, Hazira Road, Adajan Pal, Surat-395009.

0261 2747788, 9825947712 revivaldiagnostics.surat@gmail.com www.revivaldiagnostics.com

This medical report is not intended for medico-legal purposes.



Summary

REVIVAL DIAGNOSTIC

4TH FLOOR AQUA CORRIDORE , NEAR STAR BAZAR, ADAJAN - 395009, SURAT

S.36/SANJEEV KUMAR 45 Yrs./Male 86 Kg/174 Cms

Date: 12-Aug-2023 09:30:15 AM

Ref. By : MEDI WHEEL

Protocol : BRUCE

History : NIL

Medication : NIL

Objective : FOR TESTING PURPOSE ONLY

Stage	StageTime (Min:Sec)	PhaseTime (Min:Sec)	Speed (kmph)	Grade (BT)	METS	H.R. (bpm)	B.P. (mmHg)	R.P.P. (bpm)	PVC	Comments
Supine					1.0	74	120/80	88	-	
Standing					1.0	77	120/80	92	-	
HV					1.0	68	120/80	81	-	
ExStart					1.0	68	120/80	81	-	
Stage 1	3:00	3:01	2.7	10.0	4.6	103	120/80	123	-	
Stage 2	3:00	6:01	4.0	12.0	7.0	130	140/80	182	-	
PeakEx	2:25	8:26	5.5	14.0	9.6	162	160/80	259	-	
Recovery	1:00		0.0	0.0	1.1	120	160/80	192	-	
Recovery	2:00		0.0	0.0	1.0	102	150/80	153	-	
Recovery	3:00		0.0	0.0	1.0	97	130/80	126	-	
Recovery	3:01		0.0	0.0	1.0	107	130/80	139	-	
Recovery					0.0	0	---/---	0	-	

Findings :

Exercise Time : 8:26 minutes
 Max HR attained : 162 bpm 93% of Max Predictable HR 175
 Max BP : 160/80(mmHg)
 WorkLoad attained : 9.6 (Good Effort Tolerance)
 No significant ST segment changes noted during exercise or recovery.
 No Angina / Arrhythmia / S3 / murmur
 Final Impression : Test is negative for inducible ischaemia.

Dr. Aditya S. Bora
 Dr. Aditya S. Bora

DR. ADITYA S. BORA
 MBBS, DNB, PGDCC
 CLINICAL CARDIOLOGIST
 G-54906

Revival Diagnostics
 401-Aquà Corridor,
 Beside Star Bazar, Adajan,
 Surat-395009. Mo. 9825947712

Advice/Comments:



REVIVAL DIAGNOSTIC

4TH FLOOR AQUA CORRIDORE ,NEAR STAR BAZAR, ADAJAN -395009, SURAT

536/SANJEEV KUMAR

45 Yrs/Male

86 Kg/174 Cms

Date: 12-Aug-2023 09:30:15 AM

HR: 74 bpm

METS: 1.0

BP: 120/80

MPHR: 42% of 175

Speed: 0.0 kmph

Grade: 0.0%

12 Lead + Comparison

Raw ECG

BRUCE

(1.0-100)Hz

Ex Time 00:32

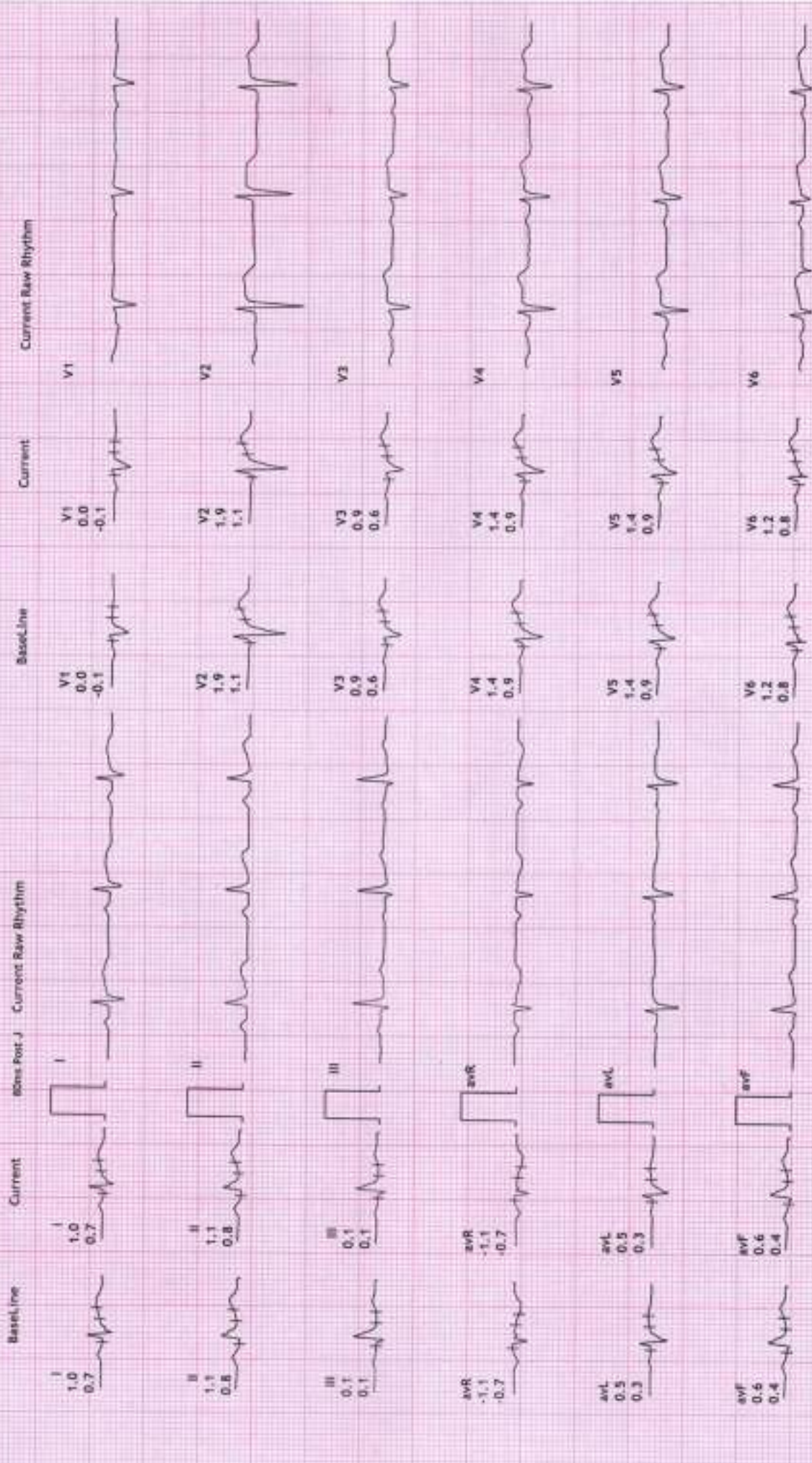
BLC :On

Notch :On

SUPINE

10.0 mm/mV

25 mm/Sec.



REVIVAL DIAGNOSTIC

4TH FLOOR AQUA CORRIDORE ,NEAR STAR BAZAR, ADAJAN -395009, SURAT

536/SANJEEV KUMAR
45 Yrs/Male
86 Kg/174 Cms

Date: 12-Aug-2023 09:30:15 AM

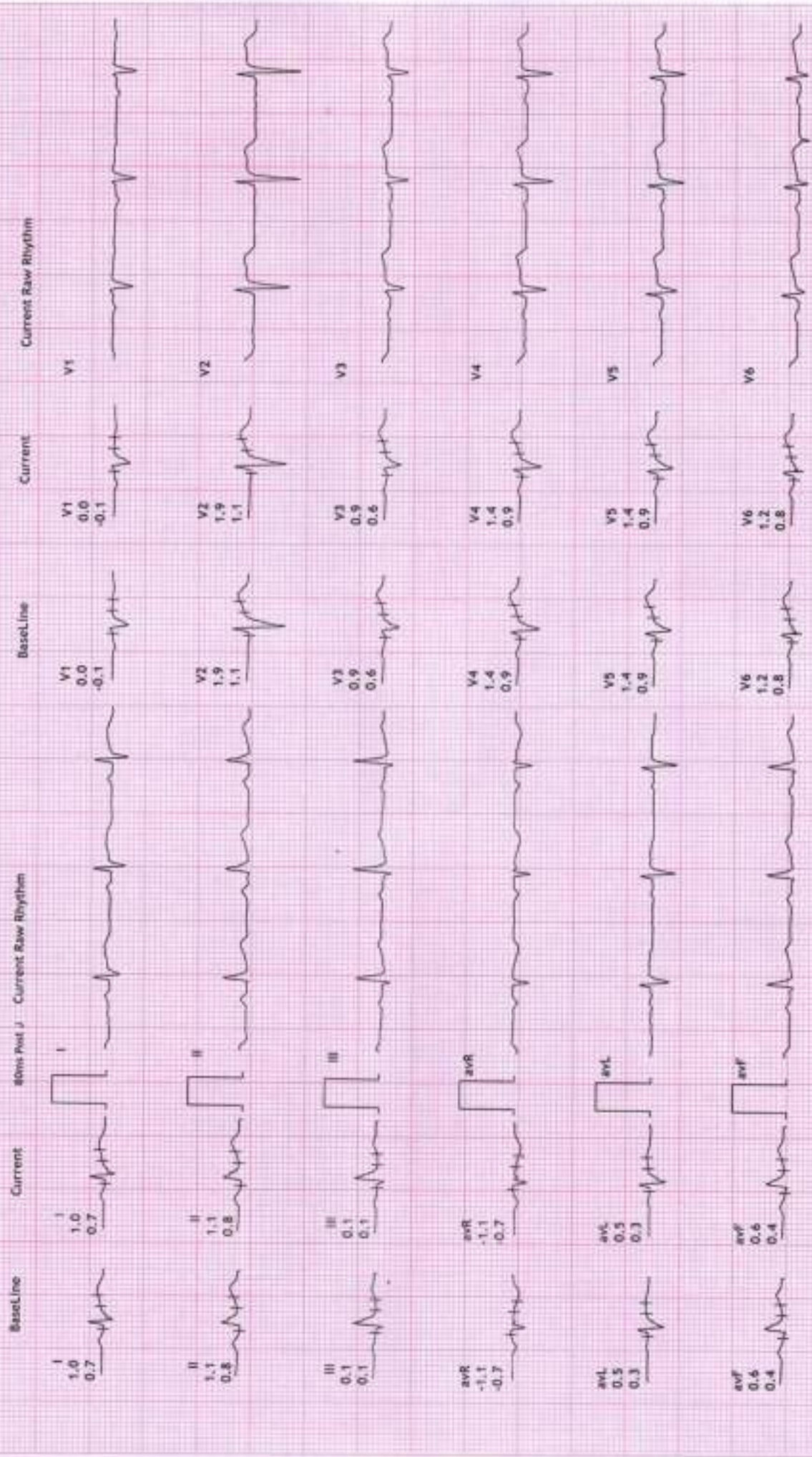
HR: 77 bpm
NETS: 1.0
BP: 120/80

MPHR: 44% of 175
Speed: 0.0 kmph
Grade: 0.0%

Raw ECG
BRUCE
(1.0-100)Hz

Ex Time 00:46
BLC :On
Notch :On

STANDING
10.0 mm/mV
25 mm/Sec.



REVIVAL DIAGNOSTIC

4TH FLOOR AQUA CORRIDORE ,NEAR STAR BAZAR, ADAJAN -3950009, SURAT

536/SANJEEV KUMAR
45 Yrs/Male
86 Kg/174 Cms

Date: 12-Aug-2023 09:30:15 AM

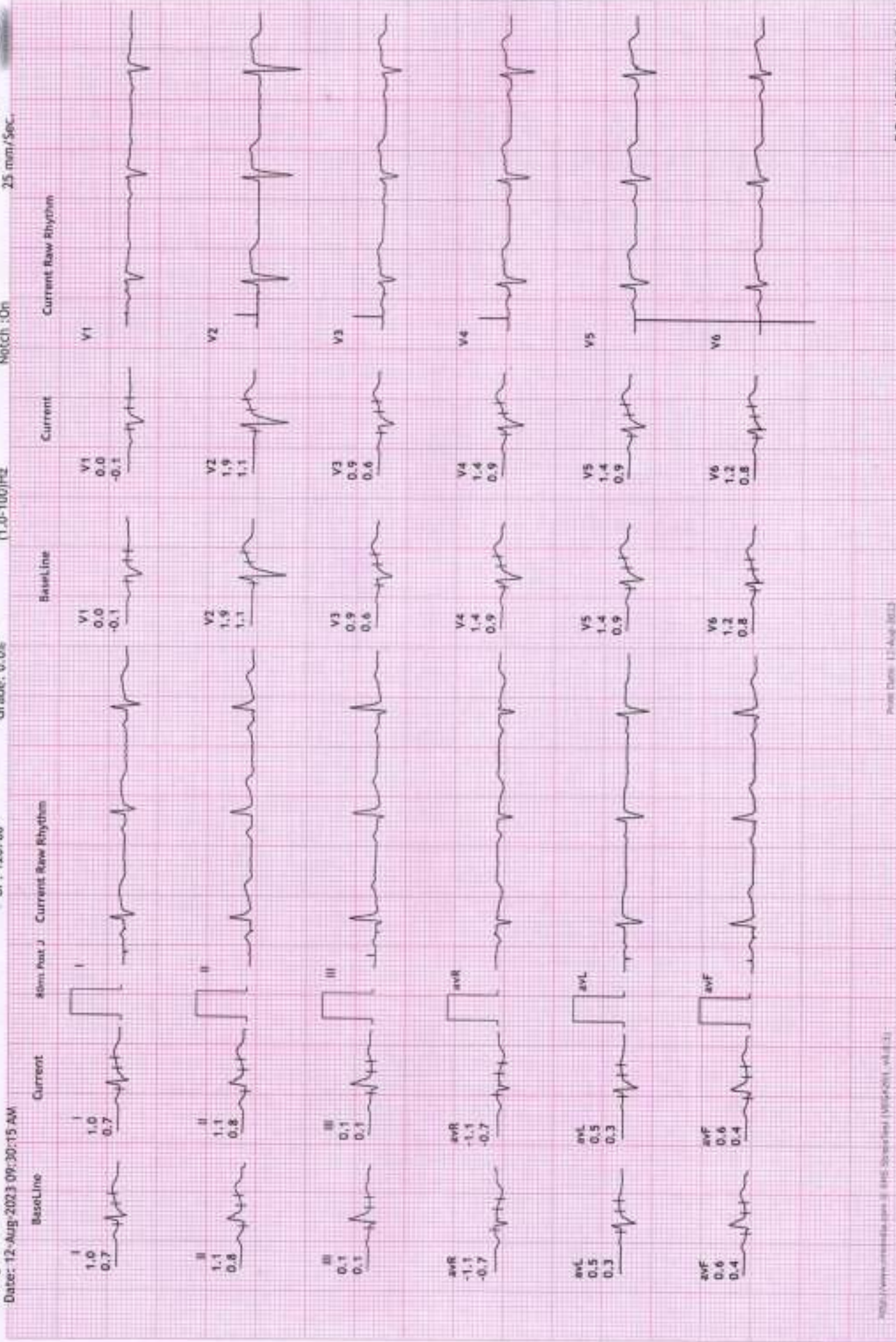
HR: 72 bpm
METS: 1.0
BP: 120/80

MPHR-41% of 175
Speed: 0.0 kmph
Grade: 0.0%

Raw ECG
BRUCE
(1.0-100)Hz

12 Lead + Comparison

Ex Time 00:59
BLC :On
Notch :On
HV
10.0 mm/mV
25 mm/Sec.



REVIVAL DIAGNOSTIC

4TH FLOOR AQUA CORRIDORE ,NEAR STAR BAZAR, ADAJAN -395009, SURAT

536/SANJEEV KUMAR

45 Yrs/Male

86 Kg/174 Cms

Date: 12-Aug-2023 09:30:15 AM

HR: 68 bpm

METS: 1.0

BP: 120/80

MPHR: 38% of 175

Speed: 0.0 kmph

Grade: 0.0%

12 Lead + Comparison

Raw ECG

BIRUCE

(1.0-100)Hz

Ex Time 00:00

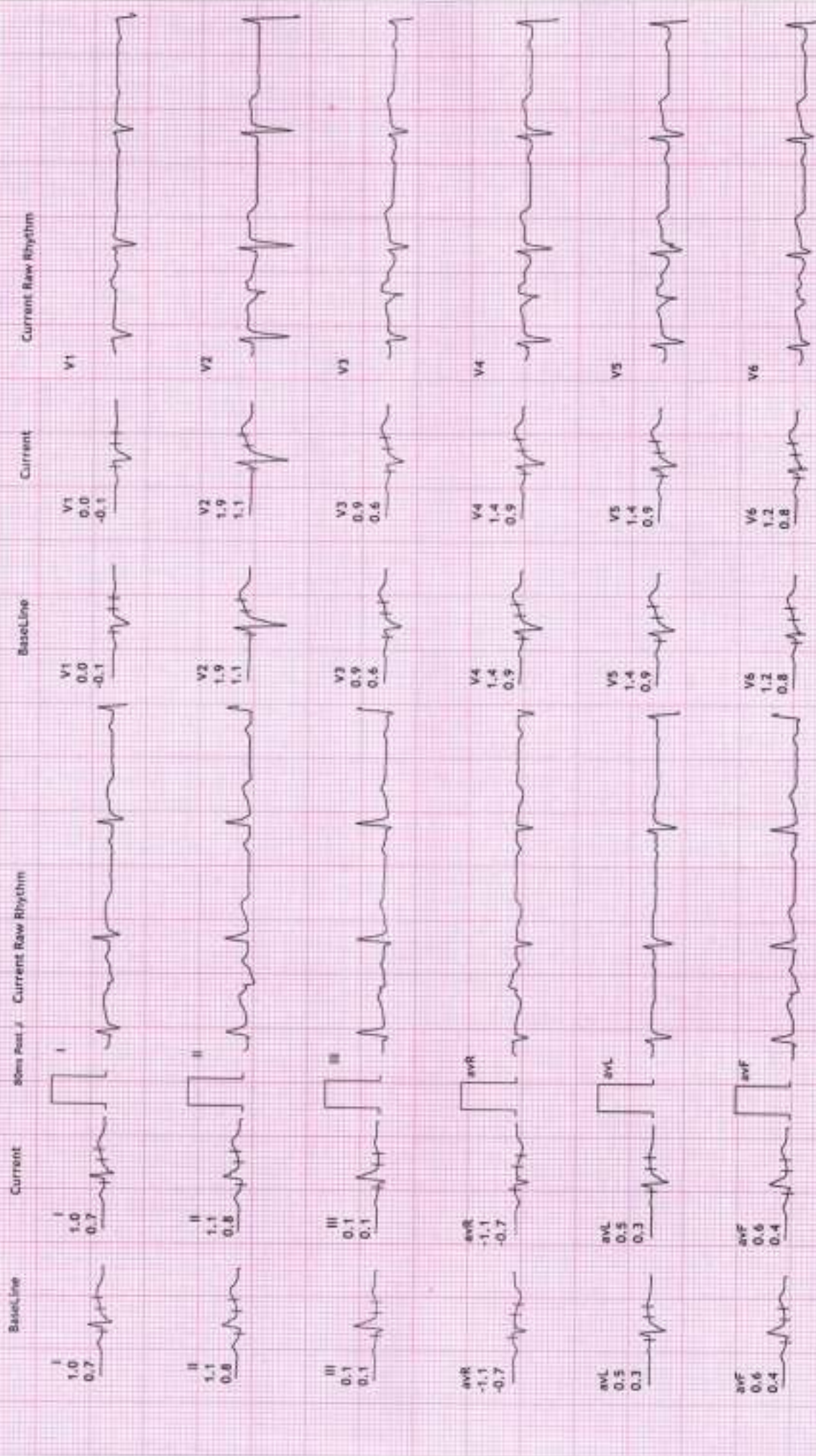
BLC :On

Match :On

ExStnr

10.0 mm/mV

25 mm/Sec.



REVIVAL DIAGNOSTIC

4TH FLOOR AQUA CORRIDORE ,NEAR STAR BAZAR, ADAJAN -395009, SURAT

536/SANJEEV KUMAR

45 Yrs/Male

86 Kg/174 Cms

Date: 12-Aug-2023 09:30:15 AM

HR: 103 bpm

METS: 4.6

BP: 120/80

MPHR: 58% of 175

Speed: 2.7 kmph

Grade: 10.0%

12 Lead + Comparison

Raw ECG

BRUCE

(1.0-100)Hz

Ex Time 03:00

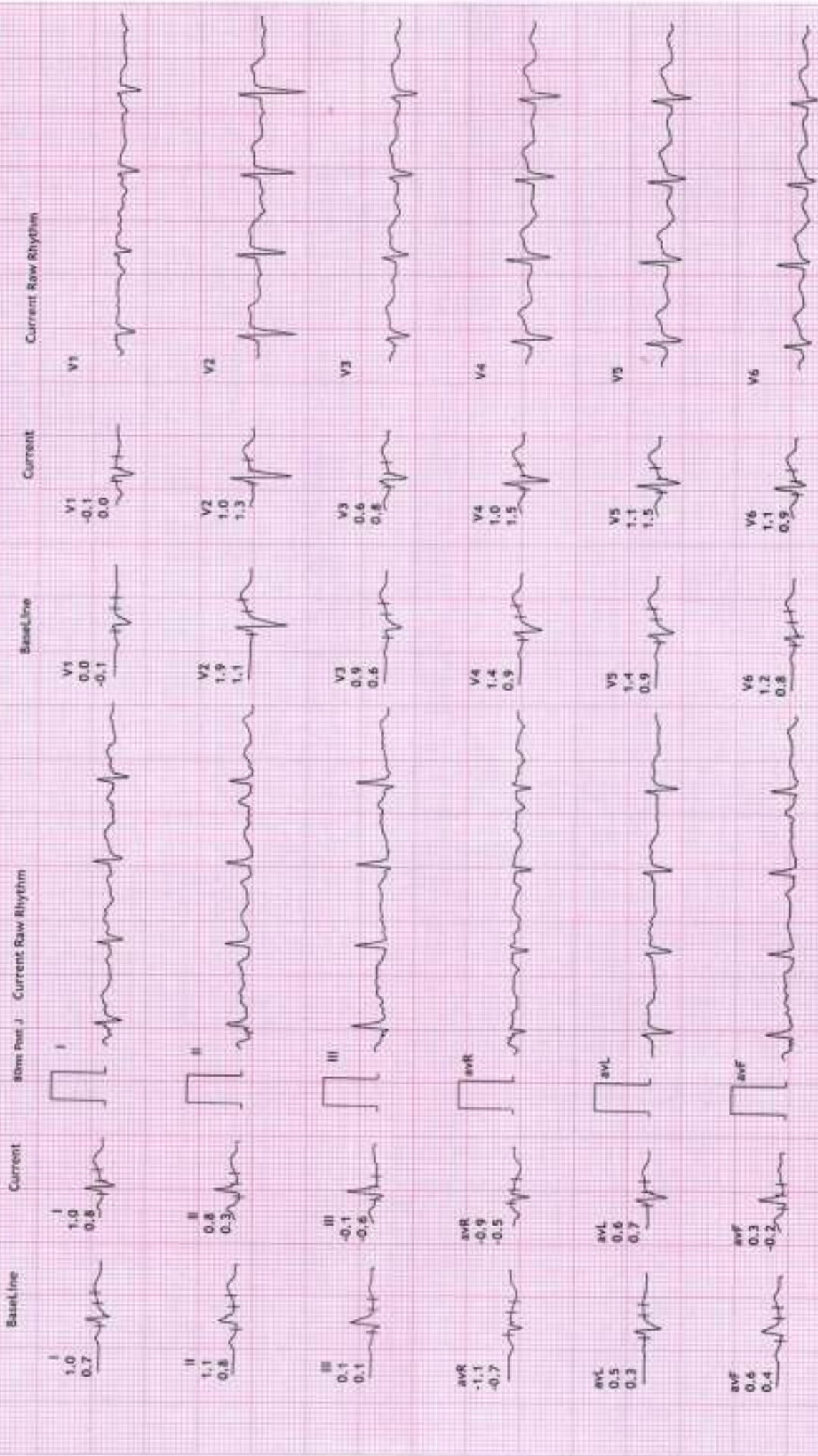
BLC :On

Notch :On

Stage 1 (03:00

10.0 mm/mV

25 mm/Sec.



REVIVAL DIAGNOSTIC

4TH FLOOR AQUA CORRIDORE ,NEAR STAR BAZAR, ADAJAN -395009, SURAT

536/SANJEEV KUMAR

45 Yrs/Male

86 Kg/174 Cms

Date: 12-Aug-2023 09:30:15 AM

HR: 130 bpm

METS: 7.0

BP: 140/80

MPHR: 74% of 175

Speed: 4.0 kmph

Grade: 12.0%

12 Lead + Comparison

Raw ECG

BRUCE

(1.0, 100)Hz

Ex Time 06:00

BLC :On

Notch :On

Stage 2 (03:00

10.0 mm/mV

25 mm/Sec



REVIVAL DIAGNOSTIC

4TH FLOOR AQUA CORRIDORE ,NEAR STAR BAZAR, ADAJAN -395009, SURAT

536/SANJEEV KUMAR

45 Yrs/Male

86 Kg/174 Cms

Date: 12-Aug-2023-09:30:15 AM

HR: 162 bpm

METS: 9.6

BP: 160/80

MPHR: 92% of 175

Speed: 5.5 kmph

Grade: 14.0%

12 Lead + Comparison

Raw ECG

BRUCE

(1.0-100)HZ

Ex Time 08:25

BLC :On

Match :On

PeakEx

10.0 mm/mV

25 mm/Sec.



REVIVAL DIAGNOSTIC

4TH FLOOR AQUA CORRIDORE ,NEAR STAR BAZAR, ADAJAN -395009, SURAT

536/SANJEEV KUMAR
45 Yrs/Male
86 Kg/174 Cms

Date: 12-Aug-2023 09:30:15 AM

HR: 120 bpm
METs: 1.0
BP: 160/80

MPHR: 68% of 175
Speed: 0.0 kmph
Grade: 0.0%

12 Lead + Comparison

Raw ECG
BRUCE
(1.0-100)Hz

Ex Time 08:25
BLC -On
Match -Off

Recovery : (01:00)
10.0 mm/mv
25-mm/Sec.



REVIVAL DIAGNOSTIC

4TH FLOOR AQUA CORRIDORE ,NEAR STAR BAZAR, ADAJAN -395009, SURAT

536/SANJEEV KUMAR

45 Yrs/Male

86 Kg/174 Cms

Date: 12-Aug-2023 09:30:15 AM

HR: 102 bpm

METS: 1.0

BP: 150/80

MPHR: 50% of 175

Speed: 0.0 kmph

Grade: 0.0%

12 Lead + Comparison

Raw ECG

BRUCE

(1.0-100)/Hz

Ex Time 08:25

BLC :On

Match :On

Recovery : (02:00)

10.0 mm/mV

25 mm/Sec



REVIVAL DIAGNOSTIC

4TH FLOOR AQUA CORRIDORE ,NEAR STAR BAZAR, ADAJAN - 395009, SURAT

536/SANJEEV KUMAR

45 Yrs/Male

85 Kg/174 Cms

Date:- 12-Aug-2023 09:30:15 AM

HR: 97 bpm

METS: 1.0

BP: 130/80

MPHR: 55% of 175

Speed: 0.0 kmph

Grade: 0.0%

12 Lead + Comparison

Raw ECG

BRUCE

(1.0-100)Hz

Ex Time 08:25

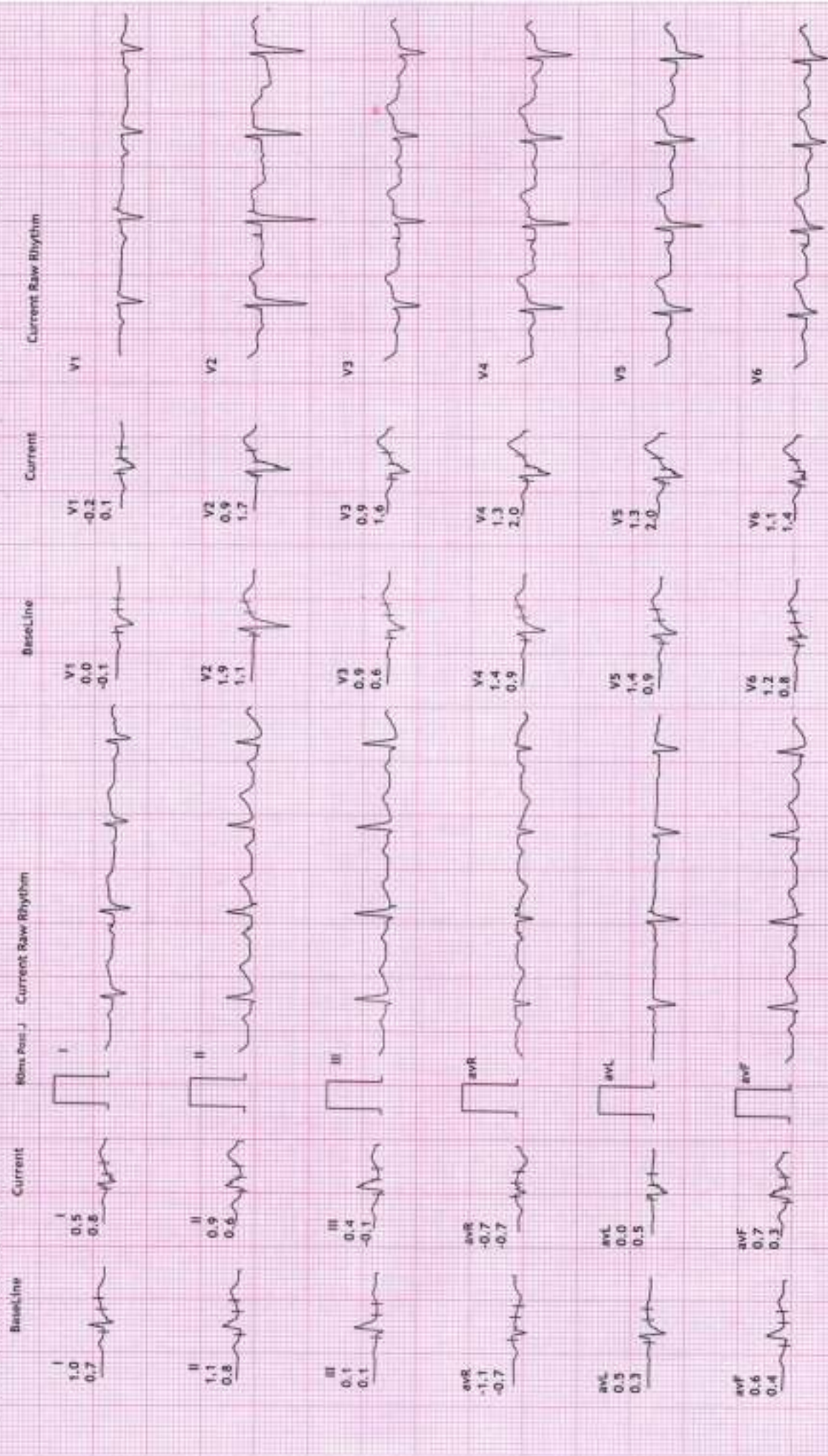
BLC :On

Notch :On

Recovery : (03:00)

10.0 mm/mV

25 mm/Sec.



REVIVAL

DIAGNOSTICS



Name	SANJEEV KUMAR	Age/Gender	45Yrs/Male
Reg No.	8752/23	Receipt No	5272
Referred By	Bank of Baroda (BOB) - MEDI WHEEL(PKG10000242)	Mode of Payment	CREDIT
Collection Type	CENTER	Collection DateTime	12-Aug-2023 08:12 AM

USG OF ABDOMEN & PELVIS

LIVER:

Liver is normal in size and increased echotexture.
No evidence of focal SOL or dilatation of IHBR seen.
Portahepatis appear normal.

GALLBLADDER:

not visualized.

PANCREAS:

Pancreas appears normal in size and echotexture.
No focal lesion, mass or pancreatitis.

SPLEEN:

Spleen appears normal in size and echotexture.

PARAAORTIC REGION:

Aorta grossly appears normal.
No paraaortic lymphnodes seen.

KIDNEYS:

Both kidneys appear normal in size, shape and in position.
Cortex and collecting system of both kidneys appears normal.
No evidence of calculus or obstructive uropathy on either side.

URINARY BLADDER:

Bladder appears normal. No calculus or mass lesion is seen.

PROSTATE:

Prostate appears enlarged size and normal in echotexture.
Volume of prostate: 26 cc.
No evidence of free fluid in pelvis.

COMMENTS:

fatty liver
enlarged prostate - grade i

Dr. Chirag K. Patel

MBBS-DMPD

Reg. No. G-23509

Revival Diagnostics

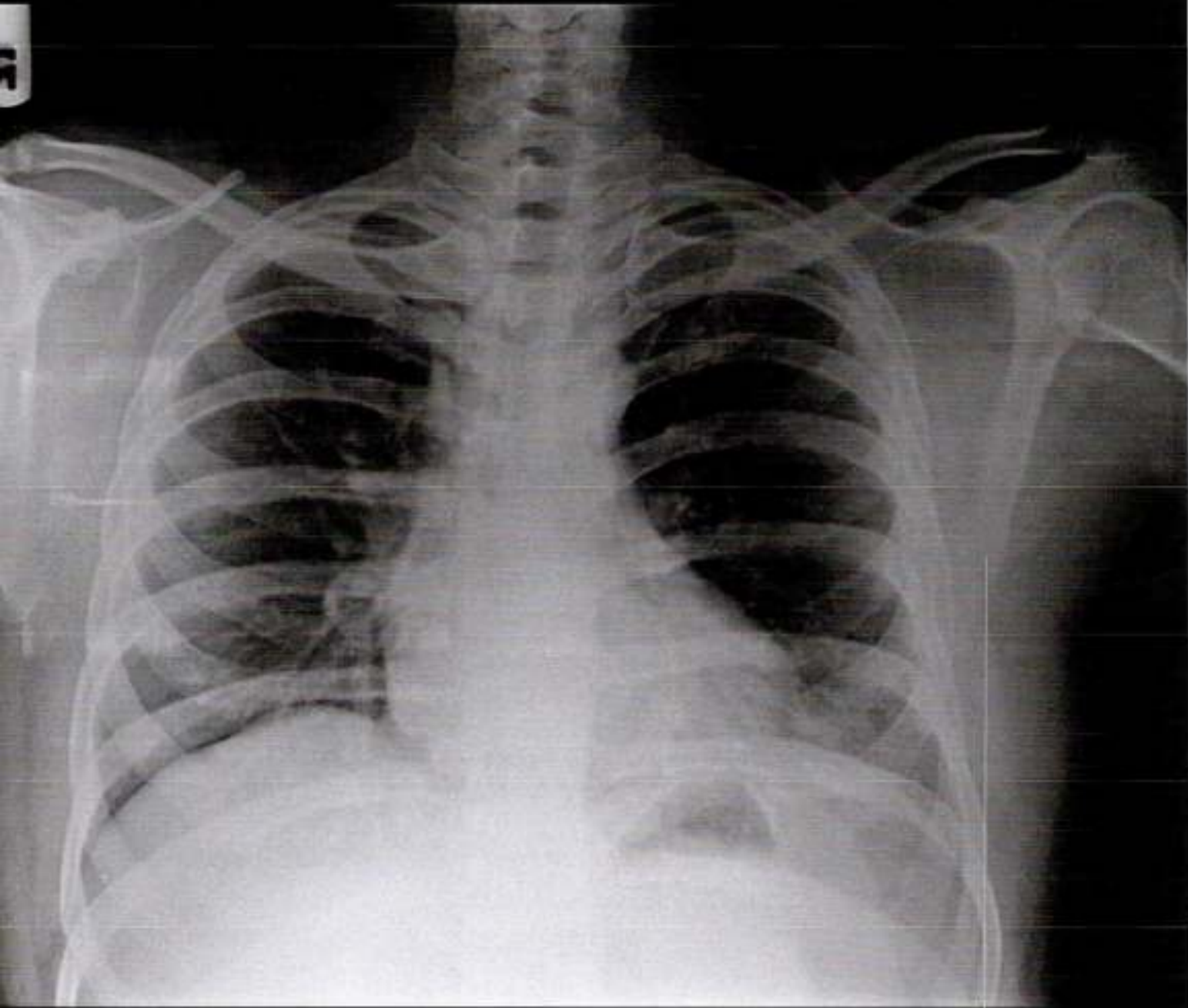
4th Floor, Aqua Corridor,
Nr. Star Bazar, Hazira Main Road,
Adajan, Surat-395009.
Mo. 97266 726683

Laboratory Test Result are Subject to technical limitation and should be clinically correlate for final diagnosis

4th Floor, Aqua Corridor, Hazira Road, Adajan Pal, Surat-395009.

0261 2747788, 9825947712 revivaldiagnostics.surat@gmail.com www.revivaldiagnostics.com

This medical report is not intended for medico-legal purposes.



SANJEEV KUMAR 45 YRS 12/08/2023
REVIVAL DIAGNOSTICS-SURAT



REVIVAL

DIAGNOSTICS



Name	SANJEEV KUMAR	Age/Gender	45Yrs/Male
Reg No.	8752/23	Receipt No	5272
Referred By	Bank of Baroda (BOB) - MEDI WHEEL(PKG10000242)	Mode of Payment	CREDIT
Collection Type	CENTER	Collection DateTime	12-Aug-2023 08:12 AM

CHEST RADIOGRAPH (PA VIEW)

- Hilar shadows are within normal limits.
- Pulmonary vasculature appears normal.
- Cardiac appears normal in size.
- Both domeh of the diaphragm are smooth.
- Both costophrenic recesses are clear.
- Both lung fields appear normal.
- Visualized bones and soft tissue shadows appear normal.

IMPRESSION: NORMAL STUDY.

DR.CHIRAG K PATEL
RADIOLOGIST

REVIVAL
DIAGNOSTICS

Dr. Chirag K. Patel.

MBBS-DMPD

Reg. No. G-20509

Revival Diagnostics

4th Floor, Aqua Corridor,
Nr. Star Bazar, Hazira Main Road,
Adajan, Surat-395009,
Mo. 97266 726683

Laboratory Test Result are Subject to technical limitation and should be clinically correlate for final diagnosis

4th Floor, Aqua Corridor, Hazira Road, Adajan Pal, Surat-395009.

☎ 0261 2747788, 9825947712 ✉ revivaldiagnostics.surat@gmail.com 🌐 www.revivaldiagnostics.com

This medical report is not intended for medico-legal purposes.

Hitesh Thakor



HEALTH CHECK-UP SUMMARY

Name: Hiteshkumar Thakor

Date: 12/08/2022

Email ID:

Sex: <u>M</u>	Age: <u>47</u> Years	Contact No: <u>952223448</u>	Remarks:
			Under-weight <u>-</u>
			Normal <u>✓</u>
			Over-weight <u>-</u>

i> BMI

Height (in Cm): <u>168</u>	Weight (in Kg): <u>64</u>	BMI: <u>22.7</u>	
----------------------------	---------------------------	------------------	--

ii> Blood Pressure & Pulse

120/80 mm/hg
76 /min.

If high or low, whether the person is on medication: YES / (NO)

iii> Blood Tests & Lung Function Remarks

PS
CRS
CNS } (NO)

If abnormal, whether the person is on medication: YES / (NO)

iv> Eye Test Remarks

Eye Test: (L) 6/18 (R) 6/18
Color Vision: (2)

v> Heart Disease

Whether any specific heart ailment detected (ECG findings):
Normal

vi> Any other problems needing attention / Overall Assessment:

NO

Dr. Chirag Patel
M.B.B.S. 49432

Signature of the Doctor

Thakor H.A.

Revival Diagnostic
401, Aqua Corridor,
B/s. Star Bazar, Surat-395009
Mo. 91062-28601

Laboratory Test Result are Subject to technical limitation and should be clinically correlate for final diagnosis



NAME: Hiteshkumar Thakor SEX: M
BIRTHDATE: 20/12/1975 AGE: 47

DEPARTMENT OF OPHTHALMOLOGY

EYE TEST:

1. VISION:

RIGHT EYE - 6/18

LEFT EYE - 6/18

2. COLOR VISION:

RIGHT EYE - ①

LEFT EYE - ①

3. FUNDUS:

RIGHT EYE - ①

LEFT EYE -

REMARKS:

Revival Diagnostic
401, Aqua Corridor,
R/s. Star Bazar, Surat-395009
Ophthalmologist/Optomtrist
Ph. 91062-28001

Laboratory Test Result are Subject to technical limitation and should be clinically correlate for final diagnosis



Name	HITESHKUMAR R THAKOR	Age/Gender	47Yrs/Male
Reg No.	8759/23	Receipt No	5279
Referred By	Bank of Baroda (BOB) - MEDI WHEEL(PKG10000242)	Mode of Payment	CREDIT
Collection Type	CENTER	Collection DateTime	12-Aug-2023 08:35 AM

BLOOD GROUP - 120823100 Released at 12-Aug-2023 12:36 PM

Parameter	Result	Biological Ref.Range	Method
-Blood Group	"O"		
-Rh Factor	POSITIVE		

CBC - 12082398 Released at 12-Aug-2023 01:12 PM

Parameter	Result	Biological Ref.Range	Method
-Haemoglobin	14.2 gm/dL	(13.5 - 18 gm/dL)	Auto
-RBC Count	5.49 mill/cumm	(4.6 - 6.2 mill/cumm)	Auto
-Total WBC Count	5200 /cumm	(4000 - 10000 /cumm)	Auto
-Platelet Count	2.72 lakh/cumm	(1.5 - 4.5 lakh/cumm)	Auto

Blood Indices

-HCT	44.6 %	(40 - 55 %)	Auto
-MCV	81.2 fl	(80 - 92 fl)	Auto
-MCH	25.9 pg	L (27 - 31 pg)	Auto
-MCHC	31.9 gm/dL	L (32 - 36 gm/dL)	Auto
-RDW	14.2 %	(11 - 15 %)	Auto

Diff WBC Count


-Polymorphs	69 %	(40 - 80 %)	Microscopically
-Lymphocytes	26 %	(20 - 40 %)	Microscopically
-Eosinophils	03 %	(1 - 6 %)	Microscopically
-Monocytes	02 %	(2 - 7 %)	Microscopically
-Basophils	00 %	(0 - 1 %)	Microscopically
-PLATELET ON SMEAR	Adequate		Microscopically
-MALARIAL PARASITES	Malarial Parasites Not Detected		Microscopically

[Test performed on Fully Automated Hematology Analyzer ERBA H-360]

Revival Diagnostics

401-Aqua Corridor,
Beside Star Bazar, Adajan,
Surat-395009. Mo. 9825947717

Laboratory Test Result are Subject to technical limitation and should be clinically correlate for final diagnosis


Dr. Shivangi Gandhi
M.B.B.S, M.D (Pathology)

4th Floor, Aqua Corridor, Hazira Road, Adajan Pal, Surat-395009.

0261 2747788, 9825947712 revivaldiagnostics.surat@gmail.com www.revivaldiagnostics.com

This medical report is not intended for medico-legal purposes.



Name	HITESHKUMAR R THAKOR	Age/Gender	47Yrs/Male
Reg No.	8759/23	Receipt No	5279
Referred By	Bank of Baroda (BOB) - MEDI WHEEL(PKG10000242)	Mode of Payment	CREDIT
Collection Type	CENTER	Collection DateTime	12-Aug-2023 08:35 AM

ESR - 12082398 Released at 12-Aug-2023 01:23 PM

Parameter	Result	Biological Ref.Range	Method
-E.S.R	04 mm/hr	(1 - 10 mm/hr)	



Revival Diagnostics

401-Aqua Corridor,
Beside Star Bazar, Adajan,
Surat-395009. Mo. 9825947717

Dr. Shivangi Gandhi
M.B.B.S, M.D (Pathology)

Laboratory Test Result are Subject to technical limitation and should be clinically correlate for final diagnosis



Name	HITESHKUMAR R THAKOR	Age/Gender	47Yrs/Male
Reg No.	8759/23	Receipt No	5279
Referred By	Bank of Baroda (BOB) - MEDI WHEEL(PKG10000242)	Mode of Payment	CREDIT
Collection Type	CENTER	Collection DateTime	12-Aug-2023 08:35 AM

FBS & PPBS - 12082399 Released at 12-Aug-2023 02:46 PM

Parameter	Result	Biological Ref.Range	Method
-Fasting Blood Sugar (FBS)	99 mg/dL	70-100 mg/dl Impaired Tolerance:100-125 Diabetes Mellitus:>=126 (On more than one occasion) (American diabetes association guidelines 2022)	
-Fasting Urine Sugar	Absent		
-Fasting Urine Acetone	Absent		
-PPBS	121 mg/dL	(90 - 140 mg/dL)	
-PP2BS URINE SUGAR	Absent		
-PP2BS URINE ACETONE	Absent		

HBA1C - 12082398 Released at 12-Aug-2023 02:46 PM

Parameter	Result	Biological Ref.Range	Method
-HBA1C	5.5 %	HbA1C Degree of Glucose Control <5.6 % Non Diabetics 5.7 - 6.4 % Prediabetics > =6.5 % Diabetics (REF:Wallace, 11th Edition)	Boronate Affinity
REMARKS: 6 - 7 % Excellent Control 7 - 8 % Good Control 8 - 10 % Unsatisfactory Control >10 % Poor Control			

-Method[] High Performance Liquid Chromatography (HPLC)

Revival Diagnostics

401-Aqua Corridor,
Beside Star Bazar, Adajan,
Surat-395009. Mo. 9825947717

Dr. Shivangi Gandhi
M.B.B.S, M.D (Pathology)

Laboratory Test Result are Subject to technical limitation and should be clinically correlate for final diagnosis



Name	HITESHKUMAR R THAKOR	Age/Gender	47Yrs/Male
Reg No.	8759/23	Receipt No	5279
Referred By	Bank of Baroda (BOB) - MEDI WHEEL(PKG10000242)	Mode of Payment	CREDIT
Collection Type	CENTER	Collection DateTime	12-Aug-2023 08:35 AM

LIVER FUNCTION TEST (LFT) - 120823100 Released at 12-Aug-2023 01:20 PM

Parameter	Result	Biological Ref.Range	Method
-Serum Total Bilirubin	0.8 mg/dL	(0 - 1.3 mg/dL)	Diazo
-Serum Direct Bilirubin	0.3 mg/dL	(0 - 0.4 mg/dL)	Diazo
-Serum InDirect Bilirubin	0.5 mg/dL	(0.1 - 1.3 mg/dL)	Calculated
-Total Protein (TP)	6.5 gm/dL	(6.4 - 8.3 gm/dL)	Biuret
-Albumin (ALB)	4.0 gm/dL	(3.5 - 5.2 gm/dL)	BCG
-Globulin	2.5 gm/dL	(2.3 - 3.6 gm/dL)	Calculated
-A/G Ratio	1.60 gm/dL	(1 - 2.3 gm/dL)	Calculated
-SGPT(ALT)	15 U/L	(5 - 45 U/L)	IFCC, Kinetic without Pyridoxal Phosphate
-SGOT (AST)	21 U/L	(0 - 35 U/L)	IFCC, Without Pyridoxal Phosphate
-Alkaline Phosph.	86 U/L	(42 - 128 U/L)	ALP-AMP
-GGT	18 U/L	(5 - 50 U/L)	Giupa-C

[Test performed on Fully Automated Biochemistry Analyzer ERBA EM200]

Revival Diagnostics

401-Aqua Corridor,
Beside Star Bazar, Adajan,
Surat-395009. Mo. 9825947717

Dr. Shivangi Gandhi
M.B.B.S, M.D (Pathology)

Laboratory Test Result are Subject to technical limitation and should be clinically correlate for final diagnosis



Name	HITESHKUMAR R THAKOR	Age/Gender	47Yrs/Male
Reg No.	8759/23	Receipt No	5279
Referred By	Bank of Baroda (BOB) - MEDI WHEEL(PKG10000242)	Mode of Payment	CREDIT
Collection Type	CENTER	Collection DateTime	12-Aug-2023 08:35 AM

Creatinine - 120823100 Released at 12-Aug-2023 01:23 PM

Parameter	Result	Biological Ref.Range	Method
-Creatinine	0.8 mg/dL	(0.6 - 1.4 mg/dL)	ENZYMATIC

BUN - 120823100 Released at 12-Aug-2023 12:52 PM

Parameter	Result	Biological Ref.Range	Method
-Blood Urea Nitrogen (BUN)	12 mg/dL	(6 - 20 mg/dL)	Calculated

Uric Acid - 12082397 Released at 12-Aug-2023 01:23 PM

Parameter	Result	Biological Ref.Range	Method
-Uric Acid	6.5 mg/dL	(3.5 - 7.2 mg/dL)	Uricase-POD



Revival Diagnostics

401-Aqua Corridor,
Beside Star Bazar, Adajan,
Surat-395009. Mo. 9825947717

Dr. Shivangi Gandhi
M.B.B.S, M.D (Pathology)

Laboratory Test Result are Subject to technical limitation and should be clinically correlate for final diagnosis

📍 4th Floor, Aqua Corridor, Hazira Road, Adajan Pal, Surat-395009.

☎ 0261 2747788, 9825947712 📧 revivaldiagnostics.surat@gmail.com 🌐 www.revivaldiagnostics.com

This medical report is not intended for medico-legal purposes.



Name	HITESHKUMAR R THAKOR	Age/Gender	47Yrs/Male
Reg No.	8759/23	Receipt No	5279
Referred By	Bank of Baroda (BOB) - MEDI WHEEL(PKG10000242)	Mode of Payment	CREDIT
Collection Type	CENTER	Collection DateTime	12-Aug-2023 08:35 AM

Lipid Profile - 120823100 Released at 12-Aug-2023 01:23 PM

Parameter	Result	Biological Ref.Range	Method
-Serum Cholesterol	227 mg/dL	Desirable < 200 mg/dl Borderline High : 200-239 mg/dl High : > 240 mg/dl	CHOD-PAP
-Serum Triglyceride	109 mg/dL	Normal < 150 mg/dl Borderline High : 150 - 199 mg/dl High : 200 - 499 mg/dl Very High : 500 mg/dl	GPO-POD Method
-Serum HDLD(Direct)	52 mg/dL	Normal :> 55 mg/dl Borderline : 35-55 mg/dl Undesirable: < 35 mg/dl	PVS-PEGME Precipitation w th CHOD-POD
-Serum VLDL	22 mg/dL	(5 - 30 mg/dL)	Calculated
-Serum LDL(Direct)	153 mg/dL	Optimal:< 100 mg/dl Above Optimal : 100- 129 mg/dl Borderline High : 130-159 mg/dl High : > 160-189mg/dl Very High : >190 mg/dl	Calculated
-Chol/HDL	4.37	Low risk: <3.8 Medium Risk: 3.8 to 5.9 High Risk: > 6	Calculated
-LDL/Chol	1.48	Low risk: <3.55 Medium Risk: 3.55 to 4.0 High Risk: > 6	Calculated

[Test performed on Fully Automated Biochemistry Analyzer ERBA EM200]

Revival Diagnostics

401-Aqua Corridor,
Beside Star Bazar, Adajan,
Surat-395009. Mo. 9825947717

Dr. Shivangi Gandhi
M.B.B.S, M.D (Pathology)

Laboratory Test Result are Subject to technical limitation and should be clinically correlate for final diagnosis

4th Floor, Aqua Corridor, Hazira Road, Adajan Pal, Surat-395009.

0261 2747788, 9825947712 revivaldiagnostics.surat@gmail.com www.revivaldiagnostics.com

This medical report is not intended for medico-legal purposes.



Name	HITESHKUMAR R THAKOR	Age/Gender	47Yrs/Male
Reg No.	8759/23	Receipt No	5279
Referred By	Bank of Baroda (BOB) - MEDI WHEEL(PKG10000242)	Mode of Payment	CREDIT
Collection Type	CENTER	Collection DateTime	12-Aug-2023 08:35 AM

Urine Routine & Micro Examination - 120823102 Released at 12-Aug-2023 12:48 PM

Parameter	Result	Biological Ref.Range	Method
<u>Physical Examination</u>			
-Quantity	30		Manual
-Colour	Pale Yellow	Pale Yellow	Manual
-Appearance	Clear	Clear	Manual
-Reaction (pH)	Acidic		Dipstick
-Specific Gravity	1.030		Dipstick
<u>Chemical Examination</u>			
-Proteins.	Absent		Dipstick
-Sugar	Absent		Dipstick
-Acetone.	Absent		Dipstick
-Bile Salts	Absent	Absent	Dipstick
-Bile Pigments	Absent	Absent	Dipstick
-Occult Blood Test (OBT).	Negative		Dipstick
<u>Microscopic Examination</u>			
-Pus Cells	2-3		Microscopically
-Red Blood Cells	Absent		Microscopically
-Epithelial Cells	1-2		Microscopically
-Bacteria.	Absent		Microscopically
-Crystals	Absent	Absent	Microscopically
-Others	NIL	Absent	Microscopic Examination

Revival Diagnostics


401-Aqua Corridor,
Beside Star Bazar, Adajan,
Surat-395009. Mo. 9825947717

Laboratory Test Result are Subject to technical limitation and should be clinically correlate for final diagnosis

📍 4th Floor, Aqua Corridor, Hazira Road, Adajan Pal, Surat-395009.

☎ 0261 2747788, 9825947712 ✉ revivaldiagnostics.surat@gmail.com 🌐 www.revivaldiagnostics.com

This medical report is not intended for medico-legal purposes.


Dr. Shivangi Gandhi
M.B.B.S, M.D (Pathology)



Name	HITESHKUMAR R THAKOR	Age/Gender	47Yrs/Male
Reg No.	8759/23	Receipt No	5279
Referred By	Bank of Baroda (BOB) - MEDI WHEEL(PKG10000242)	Mode of Payment	CREDIT
Collection Type	CENTER	Collection DateTime	12-Aug-2023 08:35 AM

Prostate Specific Antigen (PSA) - 120823100 Released at 12-Aug-2023 12:55 PM

Parameter	Result	Biological Ref.Range	Method
-Prostate Specific Antigen (PSA)	1.18 ng/mL	(0 - 3 ng/mL)	Fluorescence Enzyme immunoassay

[Test performed on Fully Automated Immunology Analyzer Maglumi-600]

Total T3 T4 TSH - 120823100 Released at 12-Aug-2023 12:58 PM

Parameter	Result	Biological Ref.Range	Method
-Total T3	1.34 ng/ml	(0.87 - 1.78 ng/ml)	Fluorescence Enzyme Immunoassay
-Total T4	7.99 ug/dl	(4.6 - 11 ug/dl)	Fluorescence Enzyme Immunoassay
-TSH	3.25 uIU/ml	0.50 - 5.50 uIU/ml 5.5 to 15 uIU/ml - Suggested	Fluorescence Enzyme Immunoassay

Clinical co-relation or Repeat test with new sample as physiological factors can give falsely high TSH
Above 15uIU/ml Hypothyroid
PREGNANT WOMEN
normal ranges for TSH:
1st Trimester : 0.0878 - 2.8293 uIU/ml
2nd Trimester : 0.1998 - 2.7915 uIU/ml
3rd Trimester : 0.307 - 2.9028 uIU/ml
Ref: TIETZ Fundamentals of Clinical Chemistry

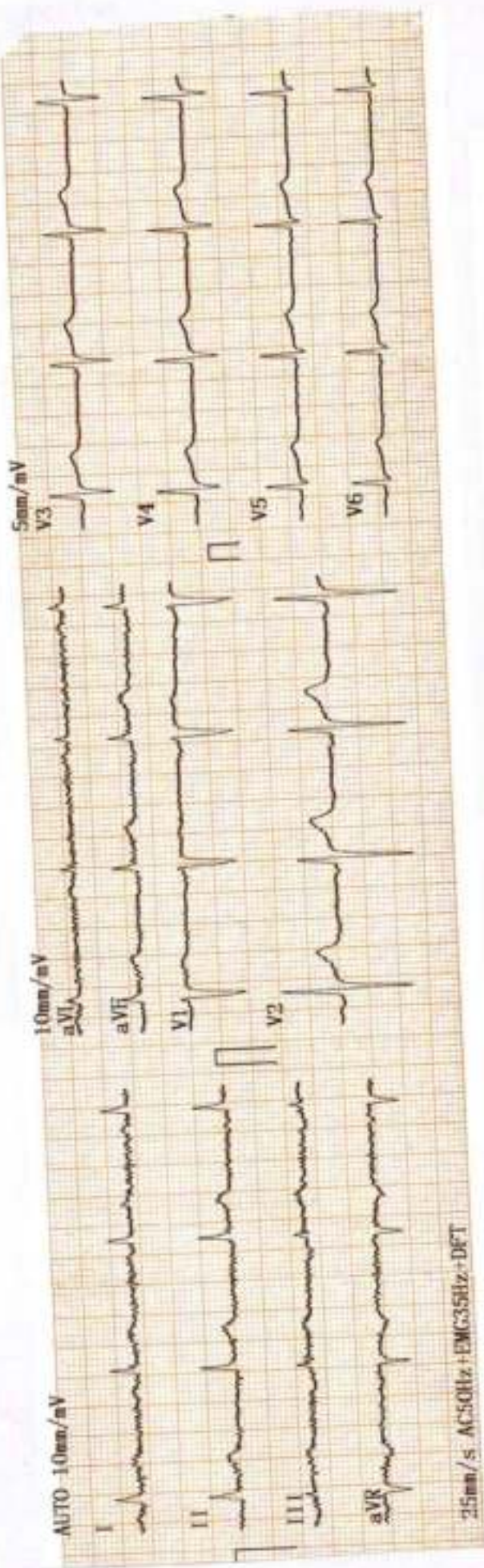
[Test performed on Fully Automated Immunology Analyzer Maglumi-600]

Revival Diagnostics

401-Aqua Corridor,
Beside Star Bazar, Adajan,
Surat-395009. Mo. 9825947717

Dr. Shivaangi Gandhi
M.B.B.S, M.D (Pathology)

Laboratory Test Result are Subject to technical limitation and should be clinically correlate for final diagnosis



1970-01-01 01:03 12-08-23 << Conclusions >>

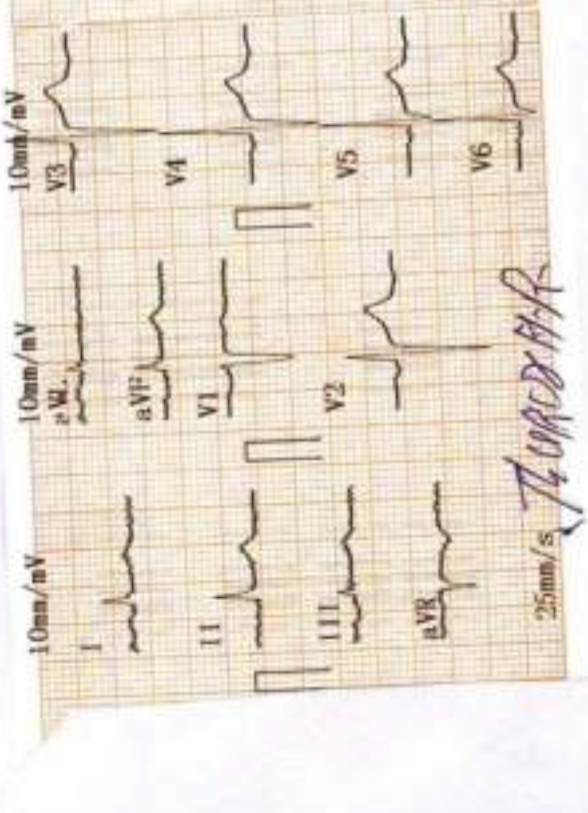
Cardiac electric axis normal

**Report need physician conf

ID :
Name : **HITESH**
Sex : **M**
Height : **1.68**
SYS :
DIA :

Thakur
Age : **47**
Weight : **63** kg

HR	bpm	: 68
PR Interval	ms	: 163
P Duration	ms	: 120
QRS Duration	ms	: 76
T Duration	ms	: 195
QT/QTc	ms	: 368/393
P/QRS/T Axis	deg	: -83.6/55.9/79.4
R(V5)/S(V1)	mV	: 1.19/0.87
R(V5)+S(V1)	mV	: 2.06



THAKUR

Physician

Revival Diagnostics

401-Aqua Corridor,
Beside Star Bazar, Adajan,
Surat-395009, Mo. 9825947712

DR. ADITYA S. BORA
MBBS, DNB, PGDCC
PHYSICIAN & CLINICAL CARDIOLOGIST
G-54906

REVIVAL DIAGNOSTICS



Name	HITESHKUMAR R THAKOR	Age/Gender	47Yrs/Male
Reg No.	8759/23	Receipt No	5279
Referred By	Bank of Baroda (BOB) - MEDI WHEEL(PKG10000242)	Mode of Payment	CREDIT
Collection Type	CENTER	Collection DateTime	12-Aug-2023 08:13 AM

Ecg

1. The rhythm is sinus.
2. Heart rate is 68 beats per minute.
3. Normal P,QRS,T wave axis.
4. Normal PR,QRS,Q.T. Duration.
5. No pathological q wave or ST-T changes seen.
6. No evidence of chamber hypertrophy or enlargement seen.

IMPRESSION : ECG WITHIN NORMAL LIMITS

Signature

DR. ADITYA S. BORA
MBBS, DNB, PGCC
PHYSICIAN & CLINICAL CARDIOLOGIST
G-54906

Revival Diagnostics
401-Aqua Corridor,
Beside Star Bazar, Adajan,
Surat-395009. Mo. 9825947712

Laboratory Test Result are Subject to technical limitation and should be clinically correlate for final diagnosis

4th Floor, Aqua Corridor, Hazira Road, Adajan Pal, Surat-395009.

☎ 0261 2747788, 9825947712 📧 revivaldiagnostics.surat@gmail.com 🌐 www.revivaldiagnostics.com

This medical report is not intended for medico-legal purposes.

REVIVAL

DIAGNOSTICS



Name	HITESHKUMAR R THAKOR	Age/Gender	47Yrs/Male
Reg No.	8759/23	Receipt No	5279
Referred By	Bank of Baroda (BOB) - MEDI WHEEL(PKG10000242)	Mode of Payment	CREDIT
Collection Type	CENTER	Collection DateTime	12-Aug-2023 08:13 AM

2D ECHO 2D ECHOCARDIOGRAPHY & COLOR DOPPLER REPORT

INDICATION: Preventive Health check up

- **CARDIAC CHAMBERS :** Left Ventricle : Normal size , Left Atrium: Normal size.
- NO e/o thrombus in LA/LV
- Right Atrium: Normal size. Right Ventricle: Normal Size,
- Normal Right Ventricular function. (TAPSE=20mm)
- Normal Left Ventricular systolic function. LVEF = 60%
- No regional wall abnormality. No thinning / scarring / dyskinesia of LV wall
- No Left Ventricular Hypertrophy. (IVSd= 09 mm),
- LV Compliance:
- NO Left Ventricular Diastolic Dysfunction [LVDD].

VALVES :

- Structurally Normal Mitral valve/ Aortic valve/Tricuspid valve/ Pulmonary valve .
- No significant Valvular Stenosis
- Doppler findings: AV max = 1.23 m/s, PV max = 0.91 m/s.
- Trivial MR, Trivial Tricuspid regurgitation.
- No Pulmonary Arterial Hypertension. PASP by TRjet vel.method = 24 mmHg.
- SEPTAE: IAS / IVS Appear Intact.
- IVC : Normal in dimension and shows good inspiratory 13mm collapse.
- OTHERS: No e/o Pericardial effusion / vegetation.

IMPRESSION:

NORMAL LV SYSTOLIC FUNCTION, LVEF= 60 %, NO RWMA,
NO LVH , NO LVDD , NO PAH.

Revival Diagnostics
401-Aqua Corridor,
Beside Star Bazar, Adajan,
Surat-395009. Mo. 9825947712

DR. ADITYA S. BORA
MBBS, DNB, PDDCC
PHYSICIAN & CLINICAL CARDIOLOGIST
G-54906
Signature

Laboratory Test Result are Subject to technical limitation and should be clinically correlate for final diagnosis

4th Floor, Aqua Corridor, Hazira Road, Adajan Pal, Surat-395009.

☎ 0261 2747788, 9825947712 ✉ revivaldiagnostics.surat@gmail.com 🌐 www.revivaldiagnostics.com

This medical report is not intended for medico-legal purposes.

REVIVAL DIAGNOSTICS



Name	HITESHKUMAR R THAKOR	Age/Gender	47Yrs/Male
Reg No.	8759/23	Receipt No	5279
Referred By	Bank of Baroda (BOB) - MEDI WHEEL(PKG10000242)	Mode of Payment	CREDIT
Collection Type	CENTER	Collection DateTime	12-Aug-2023 08:12 AM

USG OF ABDOMEN & PELVIS

LIVER:

Liver is normal in size and echotexture.
No evidence of focal SOL or dilatation of IHBR seen.
Portahepatis appear normal.

GALLBLADDER:

Gallbladder appeared normal. No calculus or mass lesion seen.

PANCREAS:

Pancreas appears normal in size and echotexture.
No focal lesion, mass or pancreatitis.

SPLEEN:

Spleen appears normal in size and echotexture.

PARAAORTIC REGION:

Aorta grossly appears normal.
No paraaortic lymphnodes seen.

KIDNEYS:

left mildly low lying mal-rotated kidney

Both kidneys appear normal in size, shape and in position.
Cortex and collecting system of both kidneys appears normal.
No evidence of calculus or obstructive uropathy on either side.

URINARY BLADDER:

Bladder appears normal. No calculus or mass lesion is seen.

PROSTATE:

Prostate appears normal in size and echotexture.
No evidence of free fluid in pelvis.

COMMENTS: Normal USG Abdoman and pelvis

Dr. Chirag K. Patel

MBBS-OMPD

Reg. No. G-23509

Chirag K. Patel
Revival Diagnostic

Radiologist,

4th Floor, Hazira Main Road,
Nr. Star Bazar, Hazira Main Road,

Adajan, Surat-395009.

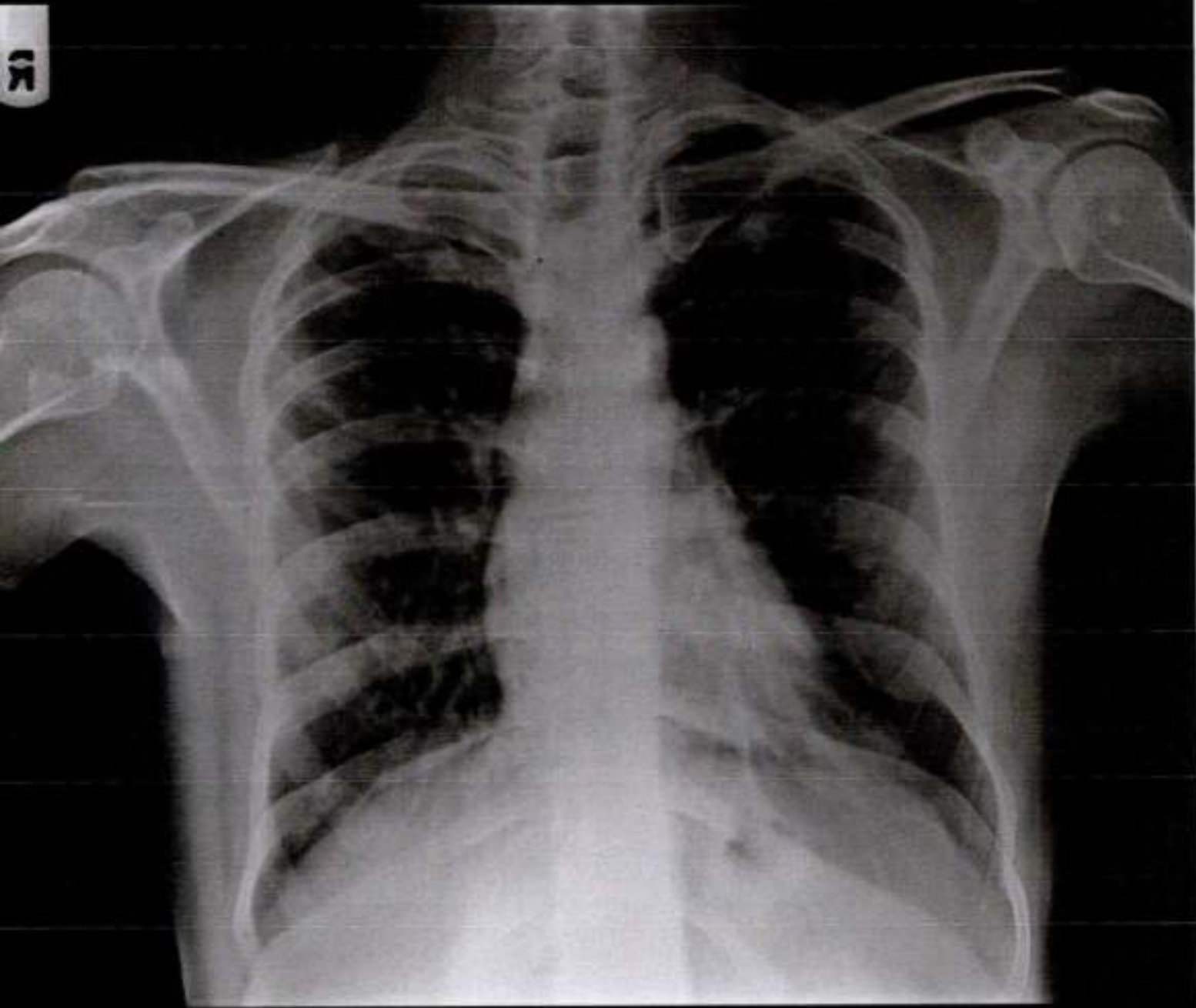
Mo. 97266 726683

Laboratory Test Result are Subject to technical limitation and should be clinically correlate for final diagnosis

4th Floor, Aqua Corridor, Hazira Road, Adajan Pal, Surat-395009.

0261 2747788, 9825947712 revivaldiagnostics.surat@gmail.com www.revivaldiagnostics.com

This medical report is not intended for medico-legal purposes.



HITESHKUMAR R THAKOR 47 YRS 12/08/2023
REVIVAL DIAGNOSTICS-SURAT



REVIVAL

DIAGNOSTICS



Name	HITESHKUMAR R THAKOR	Age/Gender	47Yrs/Male
Reg No.	8759/23	Receipt No	5279
Referred By	Bank of Baroda (BOB) - MEDI WHEEL(PKG10000242)	Mode of Payment	CREDIT
Collection Type	CENTER	Collection DateTime	12-Aug-2023 08:12 AM

CHEST RADIOGRAPH (PA VIEW)

- Hilar shadows are within normal limits.
- Pulmonary vasculature appears normal.
- Cardiac appears normal in size.
- Both domeh of the diaphragm are smooth.
- Both costophrenic recesses are clear.
- Both lung fields appear normal.
- Visualized bones and soft tissue shadows appear normal.

IMPRESSION: NORMAL STUDY.

DR.CHIRAG K PATEL
RADIOLOGIST

REVIVAL
DIAGNOSTICS

Dr. Chirag K. Patel

Dr. Chirag K. Patel
MBS-DMPD
Signature

Reg. No. G-23509

Revival Diagnostic

4th Floor, Aqua Corridor,
Nr. Star Bazar, Hazira Main Road,
Adajan, Surat-395009,
Mo. 97266 726683

Laboratory Test Result are Subject to technical limitation and should be clinically correlate for final diagnosis

4th Floor, Aqua Corridor, Hazira Road, Adajan Pal, Surat-395009.

0261 2747788, 9825947712 revivaldiagnostics.surat@gmail.com www.revivaldiagnostics.com

This medical report is not intended for medico-legal purposes.



12-Aug-2023 8:10:01 am
21.1869N 72.7937E

Adajan Gam
Surat

Altitude:-19.8m
hitesh

Index number: 5930





HEALTH CHECK-UP SUMMARY

Name: Hiteshkumar Thakor

Date: 12/08/2022

Email ID:

Sex: <u>M</u>	Age: <u>47</u> Years	Contact No: <u>9522293448</u>	Remarks:
			Under-weight <input type="checkbox"/>
			Normal <input checked="" type="checkbox"/>
			Over-weight <input type="checkbox"/>

i> BMI

Height (in Cm): <u>168</u>	Weight (in Kg): <u>64</u>	BMI: <u>22.7</u>	Over-weight <input type="checkbox"/>
----------------------------	---------------------------	------------------	--------------------------------------

ii> Blood Pressure & Pulse

120/80 mm/hg
76 /min.

If high or low, whether the person is on medication: YES / NO

iii> Blood Tests & Lung Function Remarks

PS
CRS
CNS }

If abnormal, whether the person is on medication: YES / NO

iv> Eye Test Remarks

Eye Test: L 6/18 R 6/18
Color Vision:

v> Heart Disease

Whether any specific heart ailment detected (ECG findings):
Normal

vi> Any other problems needing attention / Overall Assessment:

No

Dr. Chirag Patel
M.B.B.S. 49432

Signature of the Doctor

Dr. Hitesh Thakor

Revival Diagnostic
401, Aqua Corridor,
B/s. Star Bazar, Surat-395009
Mo. 91062-28601

Laboratory Test Result are Subject to technical limitation and should be clinically correlate for final diagnosis



NAME: Hiteshkumar Thakor SEX: M
BIRTHDATE: 20/12/1975 AGE: 47

DEPARTMENT OF OPHTHALMOLOGY

EYE TEST:

1. VISION:

RIGHT EYE - 6/18

LEFT EYE - 6/18

2. COLOR VISION:

RIGHT EYE - ①

LEFT EYE - ①

3. FUNDUS:

RIGHT EYE - ①

LEFT EYE -

REMARKS:

Revival Diagnostic
401, Aqua Corridor,
R/s. Star Bazar, Surat-395009
Ophthalmologist/Optomtrist
Ph. 91062-28001

Laboratory Test Result are Subject to technical limitation and should be clinically correlate for final diagnosis



Name	HITESHKUMAR R THAKOR	Age/Gender	47Yrs/Male
Reg No.	8759/23	Receipt No	5279
Referred By	Bank of Baroda (BOB) - MEDI WHEEL(PKG10000242)	Mode of Payment	CREDIT
Collection Type	CENTER	Collection DateTime	12-Aug-2023 08:35 AM

BLOOD GROUP - 120823100 Released at 12-Aug-2023 12:36 PM

Parameter	Result	Biological Ref.Range	Method
-Blood Group	"O"		
-Rh Factor	POSITIVE		

CBC - 12082398 Released at 12-Aug-2023 01:12 PM

Parameter	Result	Biological Ref.Range	Method
-Haemoglobin	14.2 gm/dL	(13.5 - 18 gm/dL)	Auto
-RBC Count	5.49 mill/cumm	(4.6 - 6.2 mill/cumm)	Auto
-Total WBC Count	5200 /cumm	(4000 - 10000 /cumm)	Auto
-Platelet Count	2.72 lakh/cumm	(1.5 - 4.5 lakh/cumm)	Auto

Blood Indices

-HCT	44.6 %	(40 - 55 %)	Auto
-MCV	81.2 fl	(80 - 92 fl)	Auto
-MCH	25.9 pg	L (27 - 31 pg)	Auto
-MCHC	31.9 gm/dL	L (32 - 36 gm/dL)	Auto
-RDW	14.2 %	(11 - 15 %)	Auto

Diff WBC Count


-Polymorphs	69 %	(40 - 80 %)	Microscopically
-Lymphocytes	26 %	(20 - 40 %)	Microscopically
-Eosinophils	03 %	(1 - 6 %)	Microscopically
-Monocytes	02 %	(2 - 7 %)	Microscopically
-Basophils	00 %	(0 - 1 %)	Microscopically
-PLATELET ON SMEAR	Adequate		Microscopically
-MALARIAL PARASITES	Malarial Parasites Not Detected		Microscopically

[Test performed on Fully Automated Hematology Analyzer ERBA H-360]

Revival Diagnostics

401-Aqua Corridor,
Beside Star Bazar, Adajan,
Surat-395009. Mo. 9825947717

Laboratory Test Result are Subject to technical limitation and should be clinically correlate for final diagnosis


Dr. Shivangi Gandhi
M.B.B.S, M.D (Pathology)

4th Floor, Aqua Corridor, Hazira Road, Adajan Pal, Surat-395009.

0261 2747788, 9825947712 revivaldiagnostics.surat@gmail.com www.revivaldiagnostics.com

This medical report is not intended for medico-legal purposes.



Name	HITESHKUMAR R THAKOR	Age/Gender	47Yrs/Male
Reg No.	8759/23	Receipt No	5279
Referred By	Bank of Baroda (BOB) - MEDI WHEEL(PKG10000242)	Mode of Payment	CREDIT
Collection Type	CENTER	Collection DateTime	12-Aug-2023 08:35 AM

ESR - 12082398 Released at 12-Aug-2023 01:23 PM

Parameter	Result	Biological Ref.Range	Method
-E.S.R	04 mm/hr	(1 - 10 mm/hr)	



Revival Diagnostics

401-Aqua Corridor,
Beside Star Bazar, Adajan,
Surat-395009. Mo. 9825947717

Dr. Shivangi Gandhi
M.B.B.S, M.D (Pathology)

Laboratory Test Result are Subject to technical limitation and should be clinically correlate for final diagnosis

4th Floor, Aqua Corridor, Hazira Road, Adajan Pal, Surat-395009.

☎ 0261 2747788, 9825947712 ✉ revivaldiagnostics.surat@gmail.com 🌐 www.revivaldiagnostics.com

This medical report is not intended for medico-legal purposes.



Name	HITESHKUMAR R THAKOR	Age/Gender	47Yrs/Male
Reg No.	8759/23	Receipt No	5279
Referred By	Bank of Baroda (BOB) - MEDI WHEEL(PKG10000242)	Mode of Payment	CREDIT
Collection Type	CENTER	Collection DateTime	12-Aug-2023 08:35 AM

FBS & PPBS - 12082399 Released at 12-Aug-2023 02:46 PM

Parameter	Result	Biological Ref.Range	Method
-Fasting Blood Sugar (FBS)	99 mg/dL	70-100 mg/dl Impaired Tolerance:100-125 Diabetes Mellitus:>=126 (On more than one occasion) (American diabetes association guidelines 2022)	
-Fasting Urine Sugar	Absent		
-Fasting Urine Acetone	Absent		
-PPBS	121 mg/dL	(90 - 140 mg/dL)	
-PP2BS URINE SUGAR	Absent		
-PP2BS URINE ACETONE	Absent		

HBA1C - 12082398 Released at 12-Aug-2023 02:46 PM

Parameter	Result	Biological Ref.Range	Method
-HBA1C	5.5 %	HbA1C Degree of Glucose Control <5.6 % Non Diabetics 5.7 - 6.4 % Prediabetics >=6.5 % Diabetics (REF:Wallace, 11th Edition)	Boronate Affinity
REMARKS: 6 - 7 % Excellent Control 7 - 8 % Good Control 8 - 10 % Unsatisfactory Control >10 % Poor Control			

-Method[] High Performance Liquid Chromatography (HPLC)

Revival Diagnostics

401-Aqua Corridor,
Beside Star Bazar, Adajan,
Surat-395009. Mo. 9825947717

Dr. Shivangi Gandhi
M.B.B.S, M.D (Pathology)

Laboratory Test Result are Subject to technical limitation and should be clinically correlate for final diagnosis



Name	HITESHKUMAR R THAKOR	Age/Gender	47Yrs/Male
Reg No.	8759/23	Receipt No	5279
Referred By	Bank of Baroda (BOB) - MEDI WHEEL(PKG10000242)	Mode of Payment	CREDIT
Collection Type	CENTER	Collection DateTime	12-Aug-2023 08:35 AM

LIVER FUNCTION TEST (LFT) - 120823100 Released at 12-Aug-2023 01:20 PM

Parameter	Result	Biological Ref.Range	Method
-Serum Total Bilirubin	0.8 mg/dL	(0 - 1.3 mg/dL)	Diazo
-Serum Direct Bilirubin	0.3 mg/dL	(0 - 0.4 mg/dL)	Diazo
-Serum InDirect Bilirubin	0.5 mg/dL	(0.1 - 1.3 mg/dL)	Calculated
-Total Protein (TP)	6.5 gm/dL	(6.4 - 8.3 gm/dL)	Biuret
-Albumin (ALB)	4.0 gm/dL	(3.5 - 5.2 gm/dL)	BCG
-Globulin	2.5 gm/dL	(2.3 - 3.6 gm/dL)	Calculated
-A/G Ratio	1.60 gm/dL	(1 - 2.3 gm/dL)	Calculated
-SGPT(ALT)	15 U/L	(5 - 45 U/L)	IFCC, Kinetic without Pyridoxal Phosphate
-SGOT (AST)	21 U/L	(0 - 35 U/L)	IFCC, Without Pyridoxal Phosphate
-Alkaline Phosph.	86 U/L	(42 - 128 U/L)	ALP-AMP
-GGT	18 U/L	(5 - 50 U/L)	Glupa-C

[Test performed on Fully Automated Biochemistry Analyzer ERBA EM200]

REVIVAL DIAGNOSTICS

Revival Diagnostics

401-Aqua Corridor,
Beside Star Bazar, Adajan,
Surat-395009. Mo. 9825947717

Dr. Shivangi Gandhi
M.B.B.S, M.D (Pathology)

Laboratory Test Result are Subject to technical limitation and should be clinically correlate for final diagnosis

4th Floor, Aqua Corridor, Hazira Road, Adajan Pal, Surat-395009.
0261 2747788, 9825947712 revivaldiagnostics.surat@gmail.com www.revivaldiagnostics.com

This medical report is not intended for medico-legal purposes.



Name	HITESHKUMAR R THAKOR	Age/Gender	47Yrs/Male
Reg No.	8759/23	Receipt No	5279
Referred By	Bank of Baroda (BOB) - MEDI WHEEL(PKG10000242)	Mode of Payment	CREDIT
Collection Type	CENTER	Collection DateTime	12-Aug-2023 08:35 AM

Creatinine - 120823100 Released at 12-Aug-2023 01:23 PM

Parameter	Result	Biological Ref.Range	Method
-Creatinine	0.8 mg/dL	(0.6 - 1.4 mg/dL)	ENZYMATIC

BUN - 120823100 Released at 12-Aug-2023 12:52 PM

Parameter	Result	Biological Ref.Range	Method
-Blood Urea Nitrogen (BUN)	12 mg/dL	(6 - 20 mg/dL)	Calculated

Uric Acid - 12082397 Released at 12-Aug-2023 01:23 PM

Parameter	Result	Biological Ref.Range	Method
-Uric Acid	6.5 mg/dL	(3.5 - 7.2 mg/dL)	Uricase-POD



Revival Diagnostics


401-Aqua Corridor,
Beside Star Bazar, Adajan,
Surat-395009. Mo. 9825947717

Laboratory Test Result are Subject to technical limitation and should be clinically correlate for final diagnosis

📍 4th Floor, Aqua Corridor, Hazira Road, Adajan Pal, Surat-395009.

☎ 0261 2747788, 9825947712 📧 revivaldiagnostics.surat@gmail.com 🌐 www.revivaldiagnostics.com

This medical report is not intended for medico-legal purposes.


Dr. Shivangi Gandhi
M.B.B.S, M.D (Pathology)



Name	HITESHKUMAR R THAKOR	Age/Gender	47Yrs/Male
Reg No.	8759/23	Receipt No	5279
Referred By	Bank of Baroda (BOB) - MEDI WHEEL(PKG10000242)	Mode of Payment	CREDIT
Collection Type	CENTER	Collection DateTime	12-Aug-2023 08:35 AM

Lipid Profile - 120823100 Released at 12-Aug-2023 01:23 PM

Parameter	Result	Biological Ref.Range	Method
-Serum Cholesterol	227 mg/dL	Desirable < 200 mg/dl Borderline High : 200-239 mg/dl High : > 240 mg/dl	CHOD-PAP
-Serum Triglyceride	109 mg/dL	Normal < 150 mg/dl Borderline High : 150 - 199 mg/dl High : 200 - 499 mg/dl Very High : 500 mg/dl	GPO-POD Method
-Serum HDLD(Direct)	52 mg/dL	Normal :> 55 mg/dl Borderline : 35-55 mg/dl Undesirable: < 35 mg/dl	PVS-PEGME Precipitation w th CHOD-POD
-Serum VLDL	22 mg/dL	(5 - 30 mg/dL)	Calculated
-Serum LDL(Direct)	153 mg/dL	Optimal:< 100 mg/dl Above Optimal : 100- 129 mg/dl Borderline High : 130-159 mg/dl High : > 160-189mg/dl Very High : >190 mg/dl	Calculated
-Chol/HDL	4.37	Low risk: <3.8 Medium Risk: 3.8 to 5.9 High Risk: > 6	Calculated
-LDL/Chol	1.48	Low risk: <3.55 Medium Risk: 3.55 to 4.0 High Risk: > 6	Calculated

[Test performed on Fully Automated Biochemistry Analyzer ERBA EM200]

Revival Diagnostics

401-Aqua Corridor,
Beside Star Bazar, Adajan,
Surat-395009. Mo. 9825947717

Dr. Shivangi Gandhi
M.B.B.S, M.D (Pathology)

Laboratory Test Result are Subject to technical limitation and should be clinically correlate for final diagnosis

4th Floor, Aqua Corridor, Hazira Road, Adajan Pal, Surat-395009.

0261 2747788, 9825947712 revivaldiagnostics.surat@gmail.com www.revivaldiagnostics.com

This medical report is not intended for medico-legal purposes.



Name	HITESHKUMAR R THAKOR	Age/Gender	47Yrs/Male
Reg No.	8759/23	Receipt No	5279
Referred By	Bank of Baroda (BOB) - MEDI WHEEL(PKG10000242)	Mode of Payment	CREDIT
Collection Type	CENTER	Collection DateTime	12-Aug-2023 08:35 AM

Urine Routine & Micro Examination - 120823102 Released at 12-Aug-2023 12:48 PM

Parameter	Result	Biological Ref.Range	Method
Physical Examination			
-Quantity	30		Manual
-Colour	Pale Yellow	Pale Yellow	Manual
-Appearance	Clear	Clear	Manual
-Reaction (pH)	Acidic		Dipstick
-Specific Gravity	1.030		Dipstick
Chemical Examination			
-Proteins.	Absent		Dipstick
-Sugar	Absent		Dipstick
-Acetone.	Absent		Dipstick
-Bile Salts	Absent	Absent	Dipstick
-Bile Pigments	Absent	Absent	Dipstick
-Occult Blood Test (OBT).	Negative		Dipstick
Microscopic Examination			
-Pus Cells	2-3		Microscopically
-Red Blood Cells	Absent		Microscopically
-Epithelial Cells	1-2		Microscopically
-Bacteria.	Absent		Microscopically
-Crystals	Absent	Absent	Microscopically
-Others	NIL	Absent	Microscopic Examination

Revival Diagnostics


401-Aqua Corridor,
Beside Star Bazar, Adajan,
Surat-395009. Mo. 9825947717

Laboratory Test Result are Subject to technical limitation and should be clinically correlate for final diagnosis

📍 4th Floor, Aqua Corridor, Hazira Road, Adajan Pal, Surat-395009.

☎ 0261 2747788, 9825947712 ✉ revivaldiagnostics.surat@gmail.com 🌐 www.revivaldiagnostics.com

This medical report is not intended for medico-legal purposes.


Dr. Shivangi Gandhi
M.B.B.S, M.D (Pathology)



Name	HITESHKUMAR R THAKOR	Age/Gender	47Yrs/Male
Reg No.	8759/23	Receipt No	5279
Referred By	Bank of Baroda (BOB) - MEDI WHEEL(PKG10000242)	Mode of Payment	CREDIT
Collection Type	CENTER	Collection DateTime	12-Aug-2023 08:35 AM

Prostate Specific Antigen (PSA) - 120823100 Released at 12-Aug-2023 12:55 PM

Parameter	Result	Biological Ref.Range	Method
-Prostate Specific Antigen (PSA)	1.18 ng/mL	(0 - 3 ng/mL)	Fluorescence Enzyme immunoassay

[Test performed on Fully Automated Immunology Analyzer Maglumi-600]

Total T3 T4 TSH - 120823100 Released at 12-Aug-2023 12:58 PM

Parameter	Result	Biological Ref.Range	Method
-Total T3	1.34 ng/ml	(0.87 - 1.78 ng/ml)	Fluorescence Enzyme Immunoassay
-Total T4	7.99 ug/dl	(4.6 - 11 ug/dl)	Fluorescence Enzyme Immunoassay
-TSH	3.25 uIU/ml	0.50 - 5.50 uIU/ml 5.5 to 15 uIU/ml - Suggested	Fluorescence Enzyme Immunoassay

Clinical co-relation or Repeat test with new sample as physiological factors can give falsely high TSH
Above 15uIU/ml Hypothyroid
PREGNANT WOMEN
normal ranges for TSH:
1st Trimester : 0.0878 - 2.8293 uIU/ml
2nd Trimester : 0.1998 - 2.7915 uIU/ml
3rd Trimester : 0.307 - 2.9028 uIU/ml
Ref: TIETZ Fundamentals of Clinical Chemistry

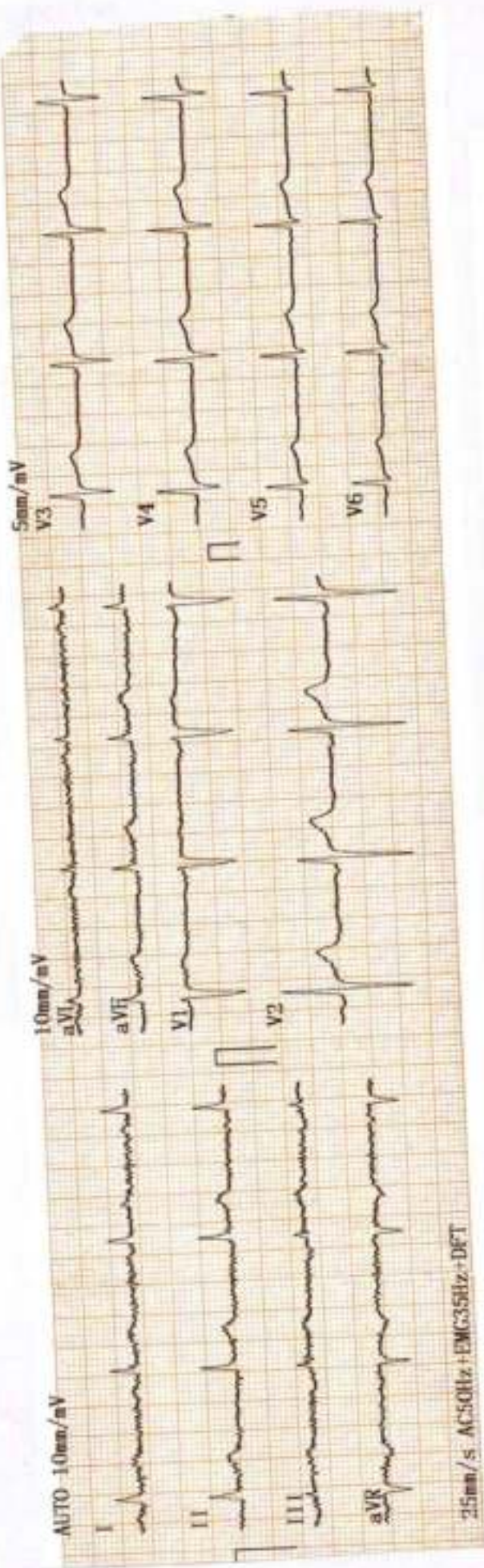
[Test performed on Fully Automated Immunology Analyzer Maglumi-600]

Revival Diagnostics

401-Aqua Corridor,
Beside Star Bazar, Adajan,
Surat-395009. Mo. 9825947717

Dr. Shivaangi Gandhi
M.B.B.S, M.D (Pathology)

Laboratory Test Result are Subject to technical limitation and should be clinically correlate for final diagnosis



1970-01-01 01:03 12-08-23 << Conclusions >>

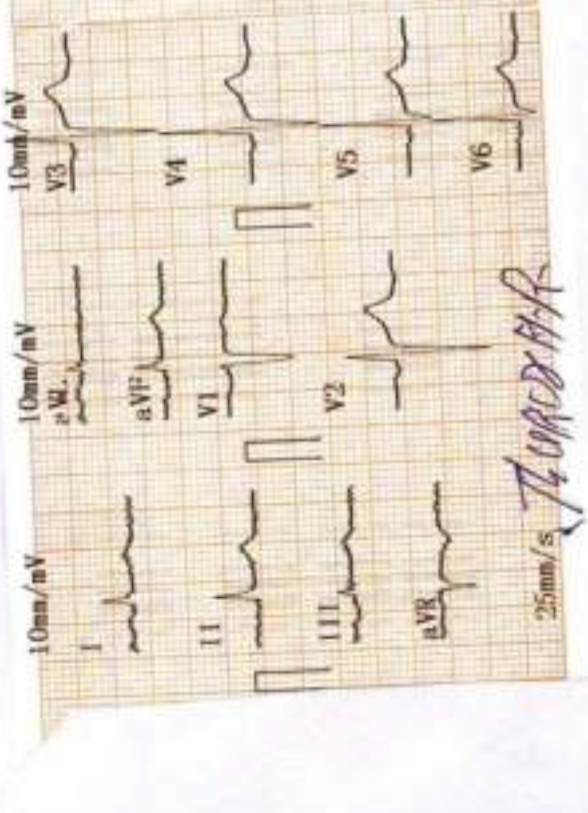
Cardiac electric axis normal

**Report need physician conf

ID :
Name : **HITESH**
Sex : **M**
Height : **1.68**
SYS :
DIA :

Thakur
Age : **47**
Weight : **63** kg

HR	bpm	: 68
PR Interval	ms	: 163
P Duration	ms	: 120
QRS Duration	ms	: 76
T Duration	ms	: 195
QT/QTc	ms	: 368/393
P/QRS/T Axis	deg	: -83.6/55.9/79.4
R(V5)/S(V1)	mV	: 1.19/0.87
R(V5)+S(V1)	mV	: 2.06



THAKUR

Physician

Revival Diagnostics

401-Aqua Corridor,
Beside Star Bazar, Adajan,
Surat-395009, Mo. 9825947712

DR. ADITYA S. BORA
MBBS, DNB, PGDCC
PHYSICIAN & CLINICAL CARDIOLOGIST
G-54906

REVIVAL DIAGNOSTICS



Name	HITESHKUMAR R THAKOR	Age/Gender	47Yrs/Male
Reg No.	8759/23	Receipt No	5279
Referred By	Bank of Baroda (BOB) - MEDI WHEEL(PKG10000242)	Mode of Payment	CREDIT
Collection Type	CENTER	Collection DateTime	12-Aug-2023 08:13 AM

Ecg

1. The rhythm is sinus.
2. Heart rate is 68 beats per minute.
3. Normal P,QRS,T wave axis.
4. Normal PR,QRS,Q.T. Duration.
5. No pathological q wave or ST-T changes seen.
6. No evidence of chamber hypertrophy or enlargement seen.

IMPRESSION : ECG WITHIN NORMAL LIMITS

Signature

DR. ADITYA S. BORA
MBBS, DNB, PGCC
PHYSICIAN & CLINICAL CARDIOLOGIST
G-54906

Revival Diagnostics
401-Aqua Corridor,
Beside Star Bazar, Adajan,
Surat-395009. Mo. 9825947712

Laboratory Test Result are Subject to technical limitation and should be clinically correlate for final diagnosis

4th Floor, Aqua Corridor, Hazira Road, Adajan Pal, Surat-395009.

☎ 0261 2747788, 9825947712 ✉ revivaldiagnostics.surat@gmail.com 🌐 www.revivaldiagnostics.com

This medical report is not intended for medico-legal purposes.

REVIVAL

DIAGNOSTICS



Name	HITESHKUMAR R THAKOR	Age/Gender	47Yrs/Male
Reg No.	8759/23	Receipt No	5279
Referred By	Bank of Baroda (BOB) - MEDI WHEEL(PKG10000242)	Mode of Payment	CREDIT
Collection Type	CENTER	Collection DateTime	12-Aug-2023 08:13 AM

2D ECHO 2D ECHOCARDIOGRAPHY & COLOR DOPPLER REPORT

INDICATION: Preventive Health check up

- **CARDIAC CHAMBERS :** Left Ventricle : Normal size , Left Atrium: Normal size.
- NO e/o thrombus in LA/LV
- Right Atrium: Normal size. Right Ventricle: Normal Size,
- Normal Right Ventricular function. (TAPSE=20mm)
- Normal Left Ventricular systolic function. LVEF = 60%
- No regional wall abnormality. No thinning / scarring / dyskinesia of LV wall
- No Left Ventricular Hypertrophy. (IVSd= 09 mm),
- LV Compliance:
- NO Left Ventricular Diastolic Dysfunction [LVDD].

VALVES :

- Structurally Normal Mitral valve/ Aortic valve/Tricuspid valve/ Pulmonary valve .
- No significant Valvular Stenosis
- Doppler findings: AV max = 1.23 m/s, PV max = 0.91 m/s.
- Trivial MR, Trivial Tricuspid regurgitation.
- No Pulmonary Arterial Hypertension. PASP by TRjet vel.method = 24 mmHg.
- SEPTAE: IAS / IVS Appear Intact.
- IVC : Normal in dimension and shows good inspiratory 13mm collapse.
- OTHERS: No e/o Pericardial effusion / vegetation.

IMPRESSION:

NORMAL LV SYSTOLIC FUNCTION, LVEF= 60 %, NO RWMA,
NO LVH , NO LVDD , NO PAH.

Revival Diagnostics
401-Aqua Corridor,
Beside Star Bazar, Adajan,
Surat-395009. Mo. 9825947712

DR. ADITYA S. BORA
MBBS, DNB, PDDCC
PHYSICIAN & CLINICAL CARDIOLOGIST
G-54906
Signature

Laboratory Test Result are Subject to technical limitation and should be clinically correlate for final diagnosis

4th Floor, Aqua Corridor, Hazira Road, Adajan Pal, Surat-395009.

☎ 0261 2747788, 9825947712 ✉ revivaldiagnostics.surat@gmail.com 🌐 www.revivaldiagnostics.com

This medical report is not intended for medico-legal purposes.

REVIVAL

DIAGNOSTICS



Name	HITESHKUMAR R THAKOR	Age/Gender	47Yrs/Male
Reg No.	8759/23	Receipt No	5279
Referred By	Bank of Baroda (BOB) - MEDI WHEEL(PKG10000242)	Mode of Payment	CREDIT
Collection Type	CENTER	Collection DateTime	12-Aug-2023 08:12 AM

USG OF ABDOMEN & PELVIS

LIVER:

Liver is normal in size and echotexture.
No evidence of focal SOL or dilatation of IHBR seen.
Portahepatis appear normal.

GALLBLADDER:

Gallbladder appeared normal. No calculus or mass lesion seen.

PANCREAS:

Pancreas appears normal in size and echotexture.
No focal lesion, mass or pancreatitis.

SPLEEN:

Spleen appears normal in size and echotexture.

PARAAORTIC REGION:

Aorta grossly appears normal.
No paraaortic lymphnodes seen.

KIDNEYS:

left mildly low lying mal-rotated kidney

Both kidneys appear normal in size, shape and in position.
Cortex and collecting system of both kidneys appears normal.
No evidence of calculus or obstructive uropathy on either side.

URINARY BLADDER:

Bladder appears normal. No calculus or mass lesion is seen.

PROSTATE:

Prostate appears normal in size and echotexture.
No evidence of free fluid in pelvis.

COMMENTS: Normal USG Abdoman and pelvis

Dr. Chirag K. Patel

MBBS-OMPD

Reg. No. G-23509

Chirag K. Patel
Revival Diagnostic

Radiologist,

4th Floor, Hazira Main Road,
Nr. Star Bazar, Hazira Main Road,

Adajan, Surat-395009.

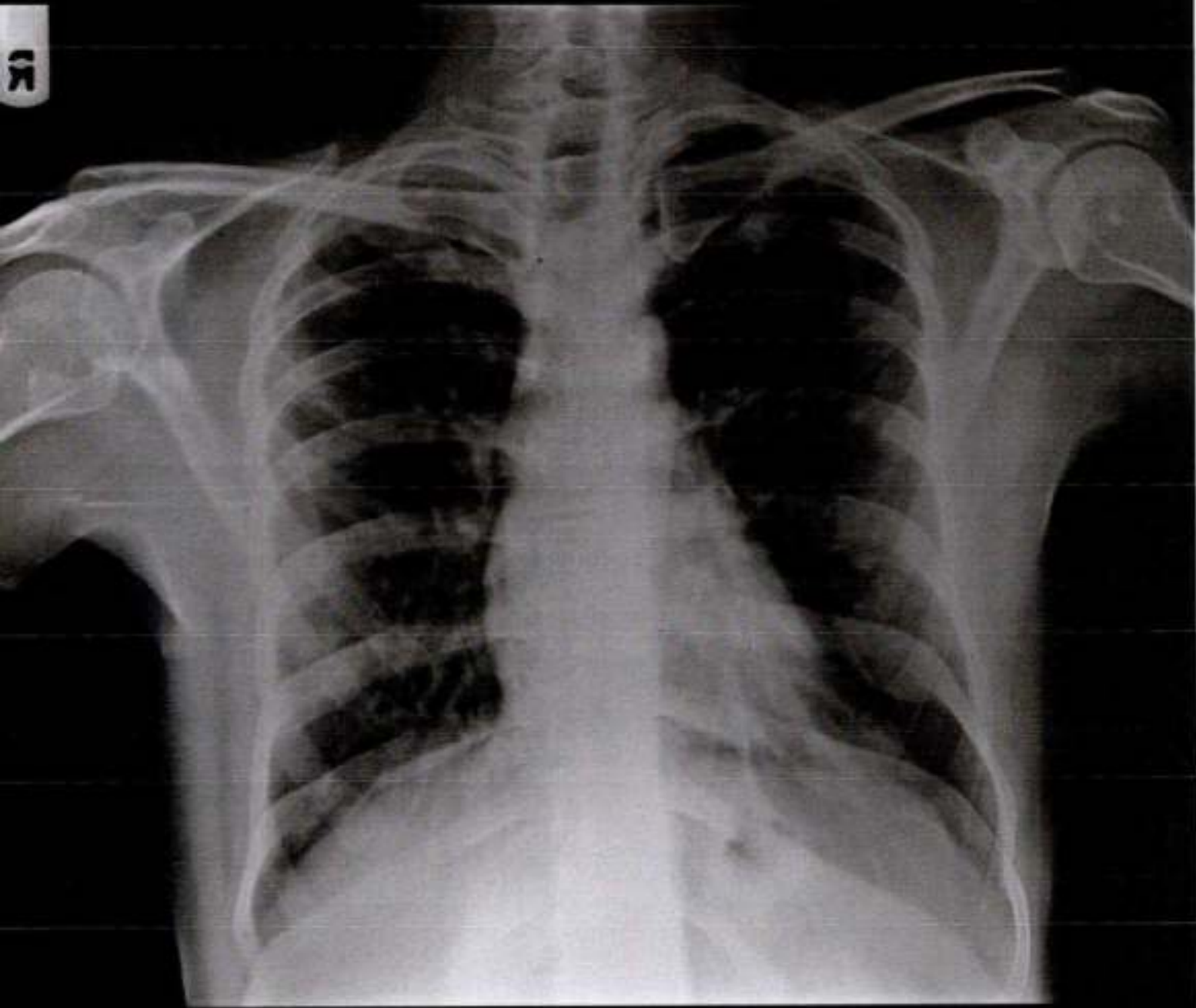
Mo. 97266 726683

Laboratory Test Result are Subject to technical limitation and should be clinically correlate for final diagnosis

4th Floor, Aqua Corridor, Hazira Road, Adajan Pal, Surat-395009.

0261 2747788, 9825947712 revivaldiagnostics.surat@gmail.com www.revivaldiagnostics.com

This medical report is not intended for medico-legal purposes.



HITESHKUMAR R THAKOR 47 YRS 12/08/2023
REVIVAL DIAGNOSTICS-SURAT



REVIVAL

DIAGNOSTICS



Name	HITESHKUMAR R THAKOR	Age/Gender	47Yrs/Male
Reg No.	8759/23	Receipt No	5279
Referred By	Bank of Baroda (BOB) - MEDI WHEEL(PKG10000242)	Mode of Payment	CREDIT
Collection Type	CENTER	Collection DateTime	12-Aug-2023 08:12 AM

CHEST RADIOGRAPH (PA VIEW)

- Hilar shadows are within normal limits.
- Pulmonary vasculature appears normal.
- Cardiac appears normal in size.
- Both domeh of the diaphragm are smooth.
- Both costophrenic recesses are clear.
- Both lung fields appear normal.
- Visualized bones and soft tissue shadows appear normal.

IMPRESSION: NORMAL STUDY.

DR.CHIRAG K PATEL
RADIOLOGIST

REVIVAL
DIAGNOSTICS

Dr. Chirag K. Patel

Dr. Chirag K. Patel
Signature

Reg. No. G-23509

Revival Diagnostic

4th Floor, Aqua Corridor,
Nr. Star Bazar, Hazira Main Road,
Adajan, Surat-395009,
Mo. 97266 726683

Laboratory Test Result are Subject to technical limitation and should be clinically correlate for final diagnosis

4th Floor, Aqua Corridor, Hazira Road, Adajan Pal, Surat-395009.

0261 2747788, 9825947712 revivaldiagnostics.surat@gmail.com www.revivaldiagnostics.com

This medical report is not intended for medico-legal purposes.



आधार

भारतीय विशिष्ट पहचान प्राधिकरण
UNIQUE IDENTIFICATION AUTHORITY OF INDIA


संस्थाभूत :

राजपूत इलियु, सायन, -
सायन, सुरत,

गुजरात - 394130

Address

-, RAJPUT FALIYU,
SAYAN, -, Sayan,
Surat,
Gujarat - 394130



1947
1800 300 1947



help@uidai.gov.in

www

www.uidai.gov.in P.O. Box No. 1947,
Bengaluru-560 001



भारत सरकार

Government of India



संजीव कुमार
Sanjeev Kumar

जन्म वर्ष / Year of Birth : 1978
पुरुष / Male



2921 8956 0886

आधार - आम आदमी का अधिकार



भारतीय विशिष्ट पहचान प्राधिकरण

Unique Identification Authority of India

नाम: S/O: राम निरंजन सिंह, एस
आई बैंक (दुलारपुर) पास, नयानगर,
नयानगर, बेगुसराई, बिहार, 851133

Address: S/O: Ram Niranjn Singh, Near s
b i bank (dularpur), Nayanagar,
Nayanagar, Begusarai, Bihar, 851133

2921 8956 0886



1947

1800 300 1947



help@uidai.gov.in

www

www.uidai.gov.in