

SARDA

CENTRE FOR DIABETES & SELF CARE

NAME: MR.SWAPNIL VAIDYA

SEX: Male AGE: .

REF. BY : MEDIWHEEL

DATE :11/03/2023

COMPLETE BLOOD COUNT

TEST	RESULT	NORMAL RANGE
WBC COUNT	6600 /cumm	4.0 - 11.0 x 10 ³ /cumm
Haemoglobin:	10.6 g%	13.0 - 18.0 g%
Platelets:	2,43000 /cumm	1,50,000 - 4,50,000 / cumm
Red Blood Cells:	4.71 /Mill/ul	4.20 - 6.00 Mill/ul
MCV:	69.4 fL	80.0 - 97.0 fL
MCH:	22.5 pg	26.0 - 32.0 pg
MCHC:	32.5 g/dL	31.0 - 36.0 g/dL
HCT:	32.6 %	37.0 - 51.0 %
Differential Count		
Neutrophils:	59 %	40 - 75 %
Lymphocyte:	29 %	20 - 45 %
Monocytes:	07 %	2 - 10 %
Eosinophills:	05 %	1 - 06 %
Basophills:	00 %	0 - 1 %
ESR:	04 mm at 1 Hr.	Male: 0 - 8 mm at 1 Hr. Female: 0 - 20 mm at 1 Hr.

AGE: YRS

BLOOD GROUP

BLOOD GROUP	:	"O"
R.H.FACTOR	:	POSITIVE

Dr.S R. SARDA
D Reg. No.56462
SARDI CENTRE FOR DIABETES & SELF CARE
4, Vyanktesh Nagar, Jalna Road, Aurangabad
M.D.(Pathology) 2333851, 2334858

SARDA

CENTRE FOR DIABETES & SELF CARE

NAME: MR.SWAPNIL VAIDYA

SEX: Male AGE: .

REF. BY : MEDIWHEEL

DATE :11/03/2023

BLOOD SUGAR EXAMINATION

TEST	RESULT		
Fasting Blood Sugar:	102 mg/dl		
Post Meal Blood Suagr Level:	119 mg/dl		
REFERANCE RANGE :	NON DIABETIC	IGT	DIABETIC
FASTING	</=90MG	90-126 mg %	>/=126mg %
POSTMEAL	</=140mg	140-200mg%	>/=200mg

Dr.S R. SARDA
Reg. No. 26462
SARDA CENTRE FOR DIABETES & SELF CARE
4, Vyanktesh Nagar, Jalna Road, Aurangabad
M.D.(Pathology) 2334858

SARDA

CENTRE FOR DIABETES & SELF CARE

NAME: MR.SWAPNIL VAIDYA


SEX: Male AGE: .

REF. BY : MEDIWHEEL

DATE :11/03/2023

BLOOD PROFILE

TEST	RESULT	NORMAL
BLOOD UREA N2	12 mg%	5-25 mg %
CREATININE	1.1mg%	0.6-1.4 mg %
BILIRUBIN TOTAL	0.48mg%	0.2-1.0 mg
DIRECT	0.13	0.0-0.3
INDIRECT	0.35	0.3-0.7
S.G.O.T	24 IU/L	15-40 IU/L
S.G.P.T	19 IU/L	15-40 IU/L
ALK PHOSPHATASE	105 IU/L	42-128IU
S.PROTEIN TOTAL	6.7 gm%	6.0-8.0 gm%
ALBUMIN	3.5gm%	3.2-4.4 gm%
GLOBULINS	3.2 gm%	2.3-3.5 gm%
ALB/GLO RATIO	1.0	
G.G.T.P	26	upto50IU
SR.URIC ACID	5.5	3.5-7.0 mg %\$sruric-


Dr.S R. SARDA
Dr. Sampat Sardar
M.D.(Pathology)
SARDA CENTRE FOR DIABETES & SELF CARE
4, Vyanktesh Nagar, Jalna Road, Aurangabad
Phone No.2333851, 2334858

SARDA

CENTRE FOR DIABETES & SELF CARE

NAME: MR.SWAPNIL VAIDYA

SEX: Male AGE: .

REF. BY : MEDIWHEEL

DATE :11/03/2023

GYCOCYTED HAEMOGLOBIN

TEST	RESULT	NORMAL
HbA1C:	5.7 %	4.7-5.9 %
M.B.G	112.21% mg	70 - 120 mg
INTERPRETATION:		
FOR DIABETIC PATIENT		
Good Control:	6.0 - 7.0 %	
Fair Diabetic Control:	7.0 - 8.0 %	
Unsatisfactory control:	8.0 - 10 %	
Poor Diabetic Control:	Above 10 %	

AGE: YRS

THYROID FUCTION TEST

TEST	RESULT	NORMAL RANGE
Total T 3 :	154.37 ng/ml	87-178 ng/ml
Total T 4 :	10.47 ug/dl	4.87 - 11.72 ug/dl
TSH Ultrasensitive :	3.67 uIU/ml	0.38 -5.33 uIU/ml

D.S.R. SARDA
M.D. Reg. No. 56462
Dr. Sampat Sarda
M.D. (Pathology)
SARDA CENTRE FOR DIABETES & SELF CARE
4, Vyanktesh Nagar, Jalna Road, Aurangabad
Phone No. 2333851, 2334853

SARDA

CENTRE FOR DIABETES & SELF CARE

NAME: MR.SWAPNIL VAIDYA

SEX: Male AGE: .

REF. BY : MEDIWHEEL

DATE :11/03/2023

LIPID PROFILE

Serum Cholesterol :	193 mg/dl	130 - 250 mg/dl
HDL Cholesterol:	51 mg/dl	30 - 95 mg/dl
Serum Triglyceride:	181 mg/dl	up to 165 mg/dl
LDL Cholesterol:	105.8 mg/dl	up to 165 mg/dl
VLDL Cholesterol:	36.2 mg/dl	up to 40 mg/dl
LDL / HDL Cholesterol Ratio:	2.07	Low risk : 0.5 - 3.0 Moderate risk: 3.0 - 6.0 High risk: > 6.0
CHOL./HDL Cholesterol Ratio:	3.78	Low risk : 3.3 - 4.4 Average risk: 4.4 - 7.1 Moderate risk: 7.0 - 11.0 High risk: > 11

Dr. S R. SARDA
Dr. Sampat Sarda
M.D.(Pathology)
SARDA CENTRE FOR DIABETES & SELF CARE
4, Vyanktesh Nagar, Jalna Road, Aurangabad
Phone No. 2333851, 2334858

SARDA

CENTRE FOR DIABETES & SELF CARE

NAME: MR.SWAPNIL VAIDYA

SEX: Male AGE: .

REF. BY : MEDIWHEEL

DATE :11/03/2023

Urine Routine Examination

Physical Examination

Colour:	Pale Yellow
Appearance:	Clear
Reaction:	Acidic
Deposit	Absent

Chemical Examination:

Specific Gravity	1.010
Albumin	Absent
Sugar:	Absent
Acetone:	----
Bile Salts	----
Bile Pigment:	----

Microscopic Examination

RBC :	Absent
Pus Cells:	OCASSIONAL/HPF
Epihtelial cells:	Absent
Crystals:	Absent
Casts:	Absent

Dr.S R. SARDA
M.D. Reg. No.56462
Dr. Sampat Sarda
M.D.(Pathology)
DIABETES & SELF CARE
Jalna Road, Aurangabad
Phone No. 2333851, 2334858

Date:- 11/03/23


Name Dr. Snagnil Vaidya Age/Sex 34/male

Address Bank of Baroda

OPHTHALMIC EXAMINATION REPORT

	<u>Right Eye</u>	<u>Left eye</u>
Vision Distant	6/6 $\frac{-0.50DSM}{-0.50Dm/50}$	6/6 $\frac{-0.75}{-1.00Dm/50}$
Vision Near	N6	N6
Anterior segment	<u>NAD</u>	<u>NAD</u>
Pupils	NSRTL	<u>NSRTL</u>
Lens	Clear	Clear
Tension	<u>Normal</u>	<u>Normal</u>
Fundus:-	disc wM c1003 ret	disc wM c1003 ret
Colour Vision	Normal	Normal

Impression: (BE) within Normal limits.



Dr. Snagnil Vaidya
DR. AJAY LOHIYA
M.B.B.S., D.O. (GEN) D.N.B.T. C.R.S.
REG. NO. 55436
TRUSTEE, SARDA CENTRE FOR DIABETES & SELF CARE



सत्यमेव जयते
भारत सरकार



आधार

भारतीय विशिष्ट ओळख प्राधिकरण

भारत सरकार

Unique Identification Authority of India
Government of India

नोंदणी क्रमांक/Enrolment No.: 1190/10002/05935

To: Swapnil Dillip Vaidya
(स्वप्नील दिलीप वैद्य)
behind daley sabhagruh
burande lay out arvi road
Pipri Meghe
Wardha
Maharashtra - 442001

Date: 07/08/2011

Ref. No : 00024626-00038212-00038552-



UB 02239245 9 IN

आपला आधार क्रमांक / Your Aadhaar No. :

8123-8858 4310

आधार - सामान्य माणसाचा अधिकार



स्वप्नील दिलीप वैद्य
Swapnil Dillip Vaidya

जन्म वर्ष / Year of Birth : 1989
पुरुष / Male

8123 8858 4310



आधार - सामान्य माणसाचा अधिकार

Ellora Diagnostic Centre, Aurangabad (0540) 5323185

Chest : PA Patient ID :

SWARNIL VAIDYA Age : 34 YRS Male

Date : 11-03-2023 PM 15:21:35
Ref Dr : DR. S. SARDAR



DIGITAL X-RAY
INTERVENTIONAL RADIOLOGY
3D/4D SONOGRAPHY & COLOR DOPPLER
2-D ECHOCARDIOGRAPHY
PERIPHERAL COLOR DOPPLER
HI-SPEED HELICAL C.T. SCAN
C.T. ANGIOGRAPHY
PATHOLOGY LAB. SERVICES



DIAGNOSTIC CENTRE
X-RAY, IMAGING & PATHOLOGY

1, VYANKATESH NAGAR, OPP. SFS
HIGH SCHOOL, JALNA ROAD,
AURANGABAD - 431005
☎ : 0240 - 2353182, 2325282, 8446100111

SWAPNIL VAIDYA

11-03-2023

Ref. by:

CHEST PA VIEW

Trachea central.

Apices are clear.

Both lung fields appeared well pneuamtised and appeared normal.

Both cp angles are clear.

Cardiac silhoutte appeared normal.

IMPRESSION :

NORMAL CHEST.

DR. P. A. BARJATYA
M.B.B.S., M.D.
9823344449

Dr. Gokuldas S. Lahoti
Radiologist
Regd.No.59887
Sarda Center For Diabetes & Selfcare
4, Venkatesh Nagar, Aurangabad.

DR. G. S. LAHOTI
M.B.B.S., D.M.R.D.
9850171587

DIGITAL X-RAY
INTERVENTIONAL RADIOLOGY
3D/4D SONOGRAPHY & COLOR DOPPLER
2-D ECHOCARDIOGRAPHY
PERIPHERAL COLOR DOPPLER
HI-SPEED HELICAL C.T. SCAN
C.T. ANGIOGRAPHY
PATHOLOGY LAB. SERVICES



DIAGNOSTIC CENTRE
X-RAY, IMAGING & PATHOLOGY

1, VYANKATESH NAGAR, OPP. SFS
HIGH SCHOOL, JALNA ROAD,
AURANGABAD - 431005
☎ : 0240 - 2353182, 2325282, 8446100111

SWAPNIL VAIDYA

11-03-2023

Ref. by:

USG ABDOMEN

Liver is normal in size, shape and revealed normal echotexture.
Intrahepatic biliary radicles and portovenous echocomplex appeared normal.
No e/o any focal solid, cystic, or diffuse parenchymal pathology seen.
Normal cbd and portal vein.
Gallbladder is physiologically distended and appeared normal, no e/o any gallbladder calculus.
Normal gb wall thickness.
Spleen is normal in size & echogenicity. no e/o focal lesion seen.
Pancreas is normal in size, shape and echotexture. Normal peripancreatic fat planes.
No e/o pancreatic calcification/calculi. normal pancreatic duct.
Both kidneys are normal in size, shape, position and revealed normal cortical & medullary echopattern,
No e/o any calculus seen, No e/o hydronephrosis.
No e/o ascitis. no e/o any paraaortic adenopathy.
Normal bowel loop peristalsis & caliber.
Urinary bladder is well distended and appeared normal, no e/o any vesical calculus or mass lesion.
No changes of cystitis.
Normal prostate.

IMPRESSION :

NORMAL LIVER, GALL BLADDER, SPLEEN, PANCREAS, BOTH KIDNEYS, .
NORMAL UR BLADDER, PROSTATE.

DR. P. A. BARJATYA
M.B.B.S., M.D.
9823344449

Dr. Gokuldas S. Lahoti
Radiologist
Regd. No. 59887
Sarda Center For Diabetes & Selfcare
4, Venkatesh Nagar, Aurangabad.

DR. G. S. LAHOTI
M.B.B.S., D.M.R.D.
9850171587

SARDA

CENTRE FOR DIABETES & SELF CARE

Name Mr Swapnil Vaidya Age/Sex 30 / Male Date: 11/03/23
Address Bank of Baroda

OPHTHALMIC EXAMINATION REPORT

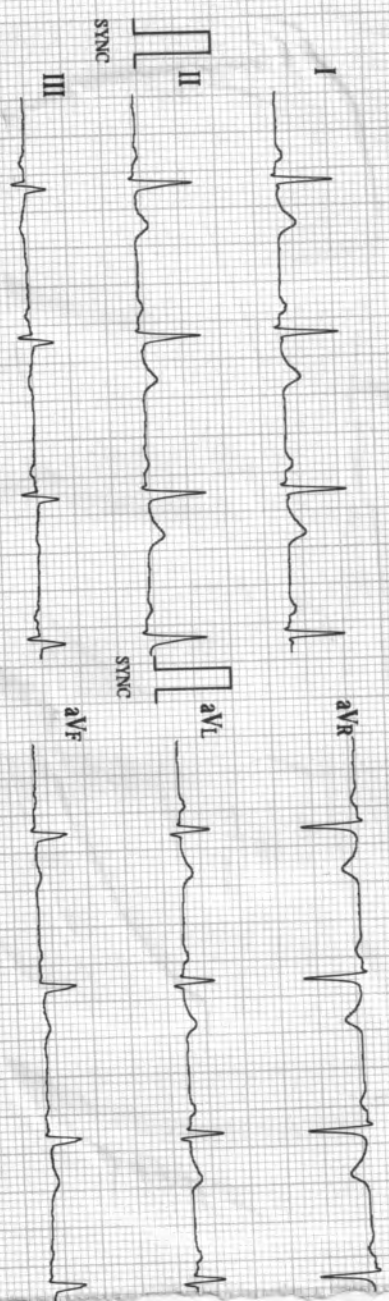
	<u>Right Eye</u>	<u>Left eye</u>
Vision Distant	6/6	6/6
Vision Near	NG	NG
Anterior segment	<u>NAD</u>	<u>NAD</u>
Pupils	NSRTL	<u>NSRTL</u>
Lens	clear	clear
Tension	<u>Normal</u>	<u>Normal</u>
Fundus:-	Disc wml C/D 0.3 FR+	Disc wml C/D 0.3 FR+
Colour Vision	Normal	Normal

Impression: BE within Normal limits



Swamy
DR. AJAY K. SHINDE
M.B.B.S., D.O., (ECM), M.D., B.C.P.S.
REG. NO. 66436
TRUPATI NEETRALAYA & DENTAL CLINIC
AURANGABAD.

25mm/s 0.5-25Hz
10mm/mV



10mm/mV

ECG-1200 V1:004 @DS:32.004/AMP-V1:0089 H PUNE-30 CELL-9822198798

03/11/2023 11:01

ID : 2019

Name: _____

Sex : _____

Age : _____

HR	: 75	bpm
R-R	: 799	ms
P-R	: 170	ms
QRS	: 85	ms
QT/QTc	: 346/387	ms
P/QRS/T	: -245/17	°
RV5/SV1	: 1.550/0.260	mV
RV5-SV1	: 1.810	mV

Machine Interpretation Only

Confirm with Physician

Physician: _____

BIOMEDICS SADASHIV PETH PUNE-30 CELL-9822198798

SYNC

V3

V2

V1

10mm/mV

V4

10mm/mV

V5

V6

SYNC

SYNC

SYNC

SARDA

CENTRE FOR DIABETES & SELF CARE

4, Vyankatesh Nagar, Jaina Road, Aurangabad. Ph. : (0240) 2333851, 2334858.

Name: Mr. Swapnil Vaidya Age: 33 yr
ROA

CLINICAL SUMMARY:

Weight : _____ Height (Cms) : _____ Blood Pressure : _____

ECG FINDINGS:

Rate : 75/min ORS. Complex : ~

Rhythm : N ST Segment : ~

Mechanism : N T. Wave : ~

Axis : N QT Interval : ~

P. Wave : N PR Interval : ~

Recommendation : Wm

Dr. A. S. SARDA
M.D. (Medicine), 73570

SARDA CENTER FOR DIABETES & SELF CARE
Vyankateshnagar, Jaina Road, Aurangabad
Phone : **Dr.** 2333851, 2334858

Date : 11/3/23

ID: SARDA
 Visit: DR.AFZAL NOOR KHAN
 11-Mar-2023 34years
 12:19:44 180cm

Caucasian 92kg
 Male

Referred by: INSURANCE, COMPANY
 Test ind:

BRUCE
 Max HR: 158bpm 84% of max predicted 158bpm
 Max BP: 170/90
 Reason for Termination:
 Comments: EXERCISED FOR 7:41 MINUTES OF BRUCE PROTOCOL
 ACHIEVED THR
 RESTING BP 130 RAISED 170 AT PEAK HTN RESPONSE
 NON DIAGNOSTIC ECG CHANGES / ARRHYTHMIAS
 MODERATE EFFORT TOLLERANCE
 TEST IS NEGATIVE FOR INDUCIBLE MYOCARDIAL ISCHEMIA

Total Exercise time: 7:41
 Maximum workload: 9.3METS
 25.0 mm/s
 10.0 mm/mV
 100hz

Phase Name	Stage Name	Time in Stage	Speed (mph)	Grade (%)	Workload (METS)	HR (bpm)	BP (mmHg)	RPP (x100)
PRETEST	SUPINE	1:44	***	***	1.0	84	130/90	109
	STANDING	0:15	***	***	1.0	97	130/90	126
	HYPERVENT	0:33	0.8	0.0	1.1	91	130/90	118
EXERCISE	STAGE 1	3:00	1.6	10.0	4.4	114	130/90	148
	STAGE 2	3:00	2.5	12.0	7.0	141	140/90	197
	STAGE 3	1:41	3.3	14.0	9.3	158	160/90	233
RECOVERY	Post	3:28	***	***	1.0	109	150/90	164

[Signature]
 DR. AFZAL NOOR KHAN
 Consultant Cardiologist
 Reg. No. 58402



Technician:

INTERNATIONAL HOSPITAL, AURANGABAD. Unconfirmed

ID: SARDA
Visit: DR.AFZAL NOOR KHAN

11-Mar-2023
12:21:20

85bpm
BP: 130/90

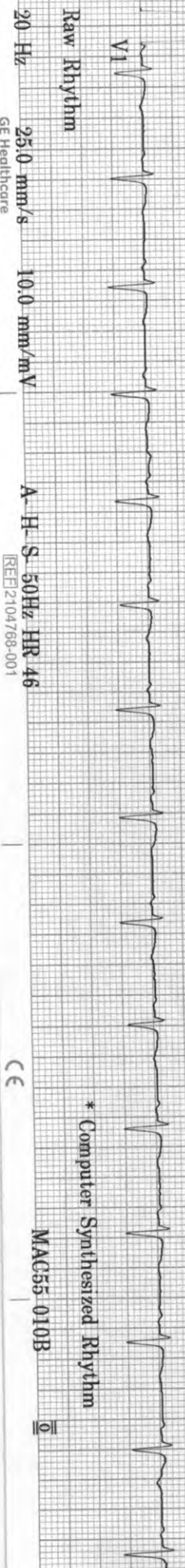
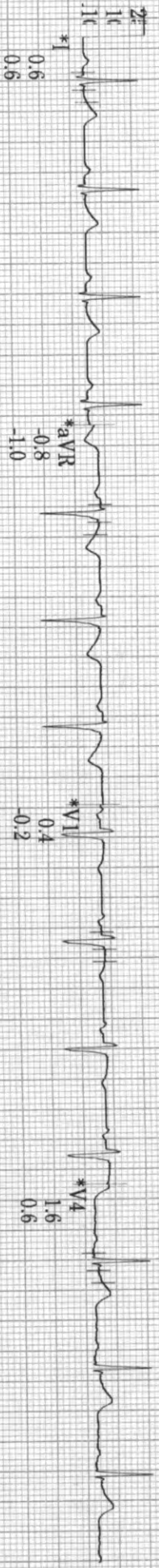
PRETEST
SUPINE
1:37

BRUCE
***mph
***%

ST @ 10mm/mV
80ms postJ

Lead
ST(mm)
Slope(mV/s)

B
S
r



ID: SARDA
Visit: DRAFZAL NOOR KHAN

11-Mar-2023
12:21:41

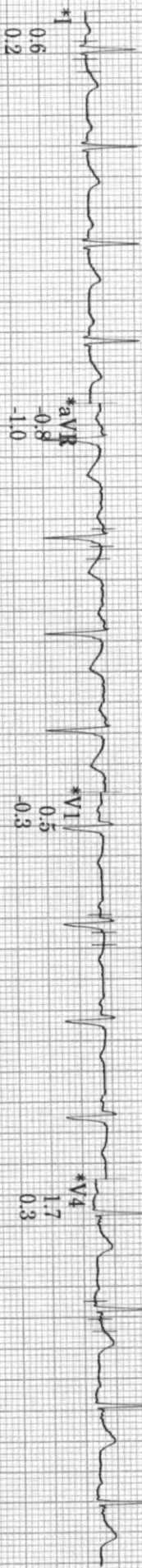
95bpm
BP: 130/90

PRETEST
STANDING
2:00

BRUCE
***mph
***%

ST @ 10mm/mV
80ms postJ

Lead
ST(mm)
Slope(mV/s)



*aVR

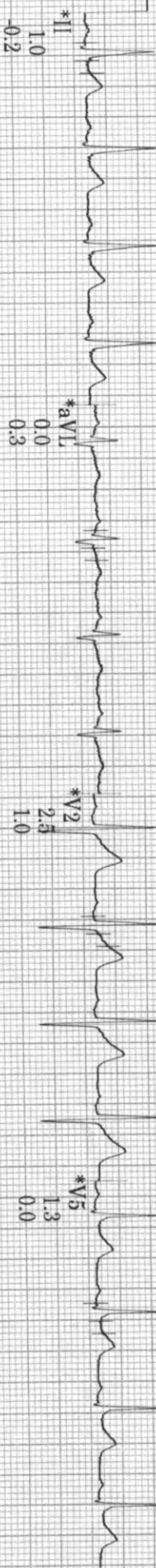
-0.8
-1.0

*V1

0.5
-0.3

*V4

1.7
0.3



*aVL

0.0
0.3

*V2

2.3
1.0

*V5

1.3
0.0



*aVF

0.4
-0.6

*V3

1.8
0.4

*V6

0.8
-0.1



Raw Rhythm

* Computer Synthesized Rhythm

20 Hz 25.0 mm/s 10.0 mm/mV

A-H-S-50Hz HR 46

MAC55 010B

ID: SARDIA
Vist: DR.AFPZAL NOOR KHAN

11-Mar-2023
12:21:56

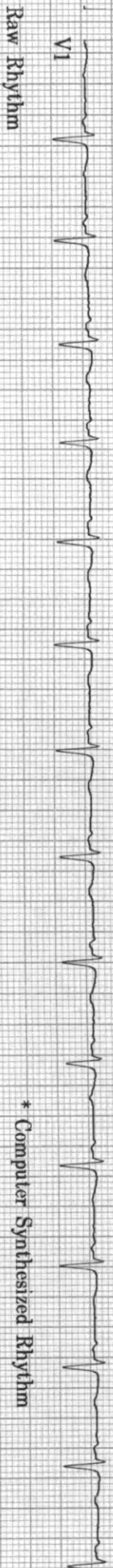
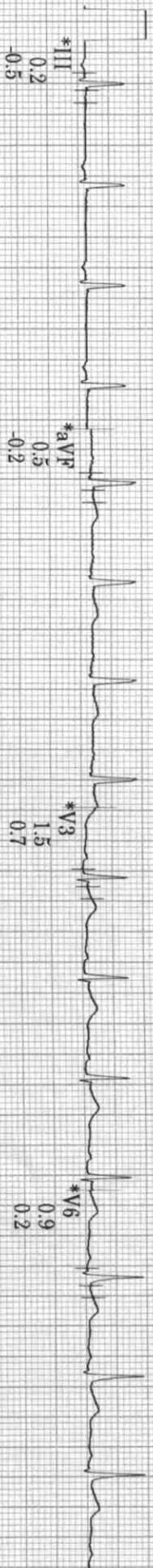
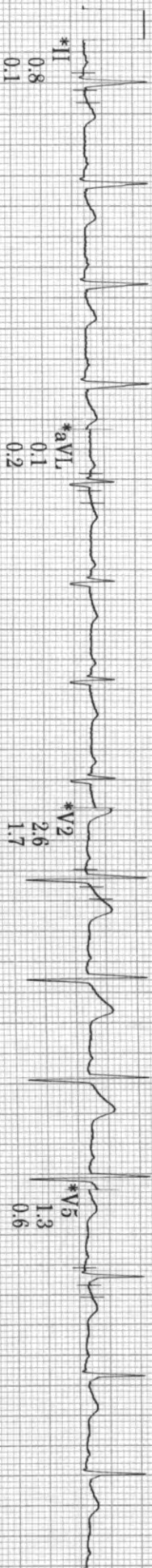
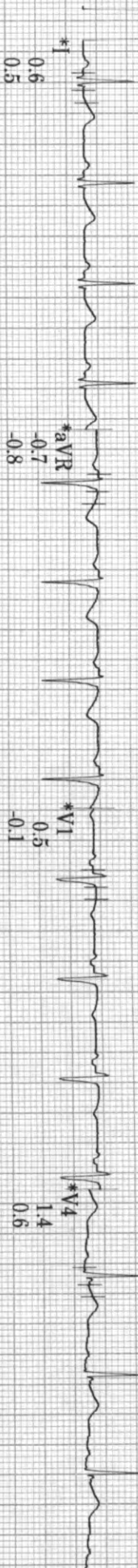
92bpm
BP: 130/90

PRETEST
HYPERVENT
2.13

BRUCE
***mph
**%
**%

ST @ 10mm/mV
80ms postJ

Lead
ST(mm)
Slope(mV/s)



Raw Rhythm 20 Hz 25.0 mm/s 10.0 mm/mV A-H-S-50Hz HR 46

CE

MAC35 010B

Computer Synthesized Rhythm

GE Healthcare REF12104768-001

ID: SARDA
Visit: DR.AFZAL NOOR KHAN

11-Mar-2023
12:25:05











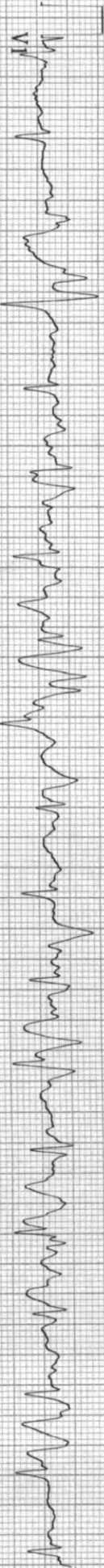
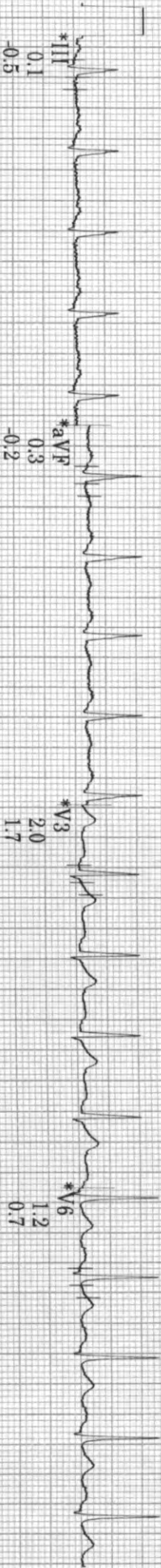
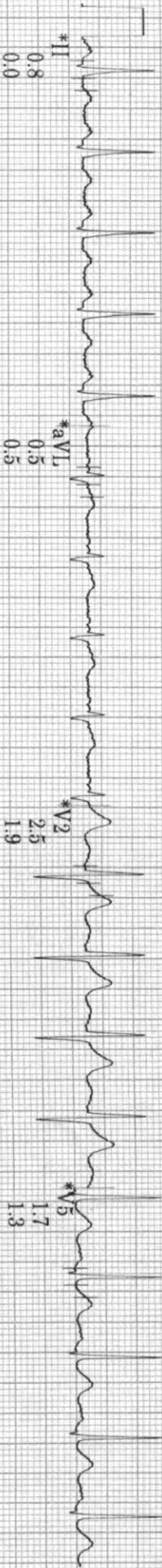
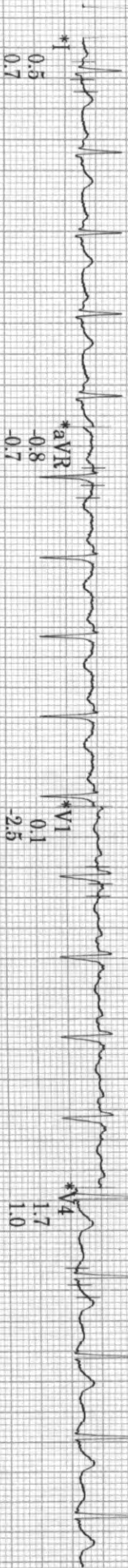
114bpm
BP: 130/90

EXERCISE
STAGE 1
2:51

BRUCE
1.6mph
10.0%

ST @ 10mm/mV
80ms postJ

Lead
ST(mm)
Slope(mV/s)



20 Hz 25.0 mm/s 10.0 mm/mV A-H-S-50Hz HR 46

ID: SARDA
Visit: DR.AFZAL NOOR KHAN

11-Mar-2023
12:28:05


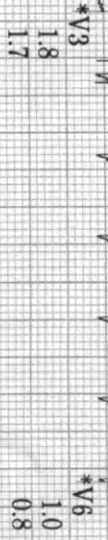
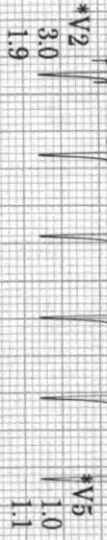
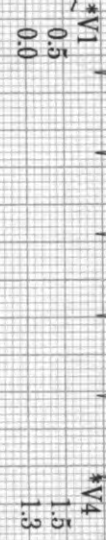


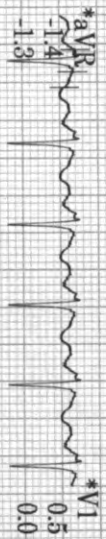

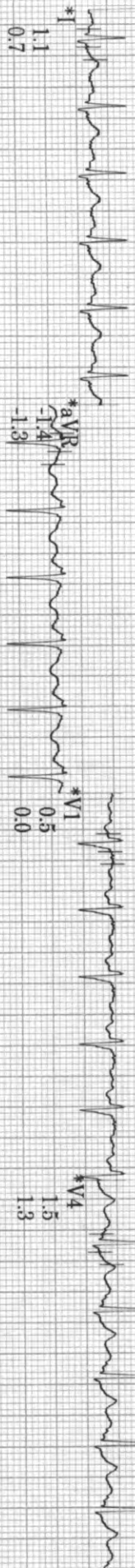
139bpm
BP: 140/90

EXERCISE
STAGE 2
5:50

BRUCE
2.5mph
12.0%

ST @ 10mm/mV
80ms postJ

Lead
ST(mm)
Slope(mV/s)



ID: SARDA
Visit: DRAFFZAL NOOR KHAN

11-Mar-2023
12:29:57

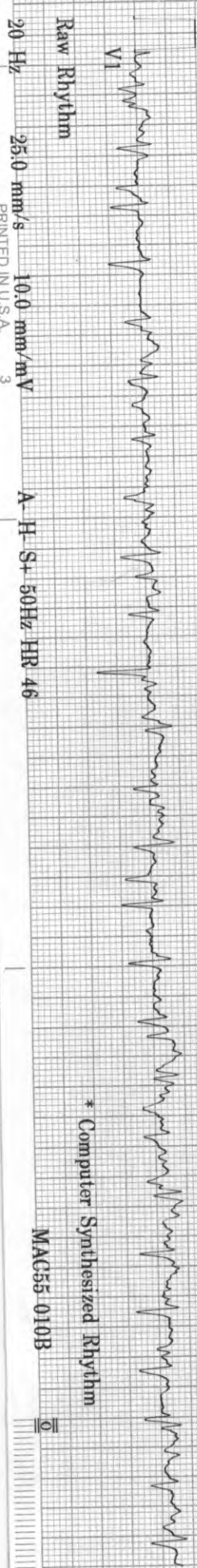
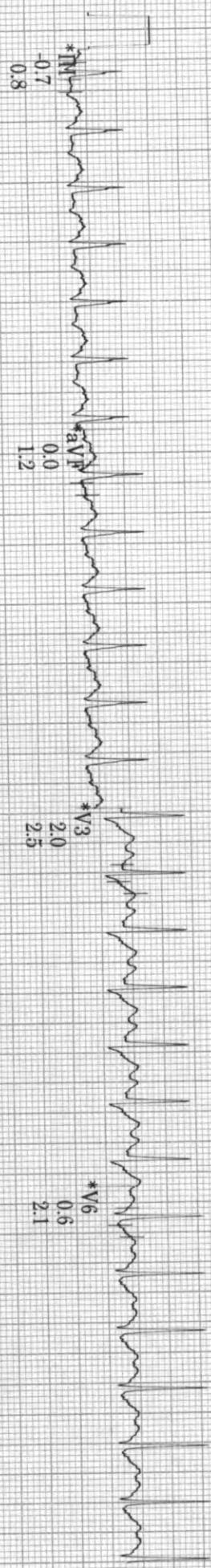
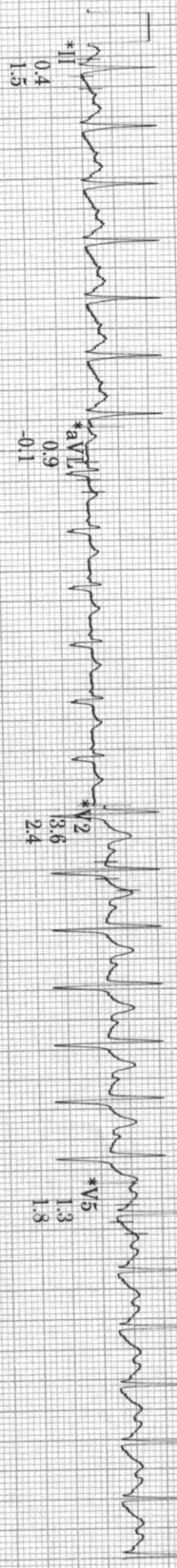
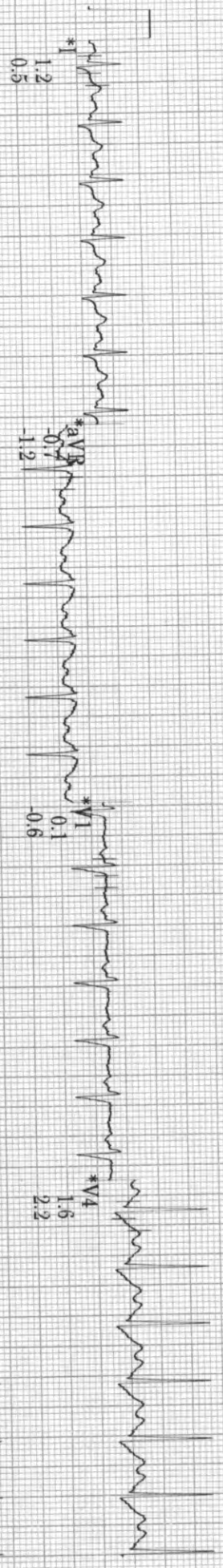
158bpm
BP: 160/90

EXERCISE
STAGE 3
7:41

BRUCR
3.3mph
14.0%

ST @ 10mm/mV
80ms postJ

Lead
ST(mm)
Slope(mV/s)



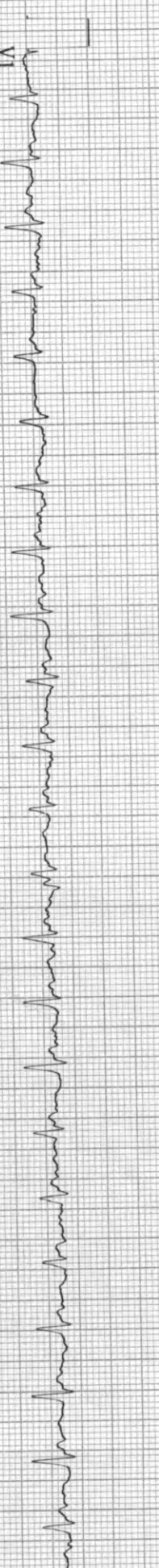
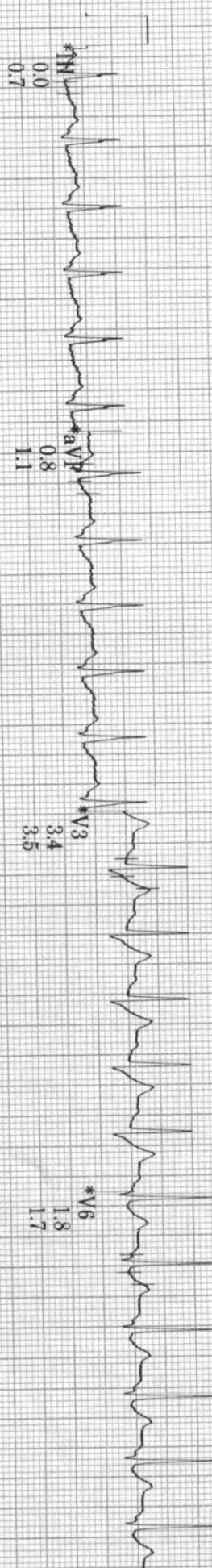
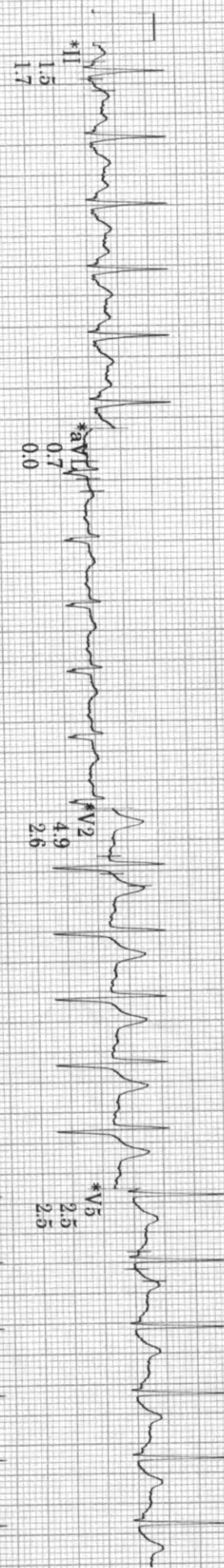
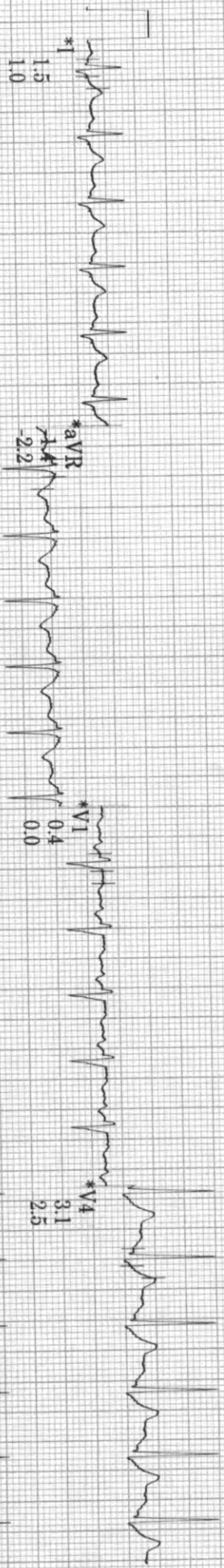
ID: SARDA
Visit: DR.AFZAL NOOR KHAN

11-Mar-2023
12:30:56

RECOVERY
Post
1:00
138bpm
BP: 176/90
ST @ 10mm/mV
80ms postJ

BRUCE
1.6mph
0.0%

Lead
ST(mm)
Slope(mV/s)



20 Hz 25.0 mm/s 10.0 mm/mV A-H-S+ 50Hz HR 46
 GE Healthcare REF:104798-001 CE
 * Computer Synthesized Rhythm
 MAC55 010B

ID: SARBDA
Visit: DRARZAL NOOR KHAN

11-Mar-2023
12:32:56

109bpm

BP: 150/90

RECOVERY

Post

3:00


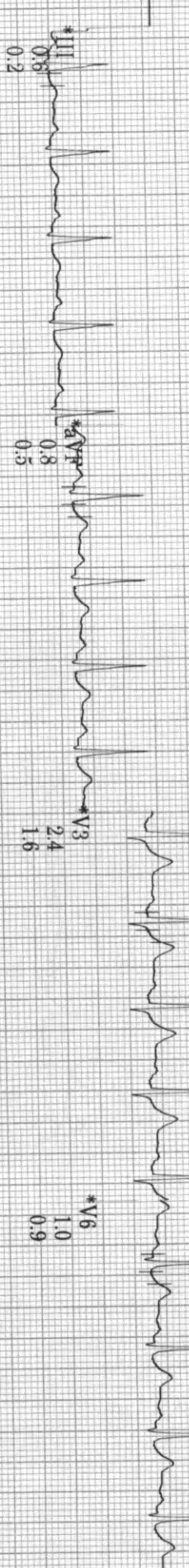
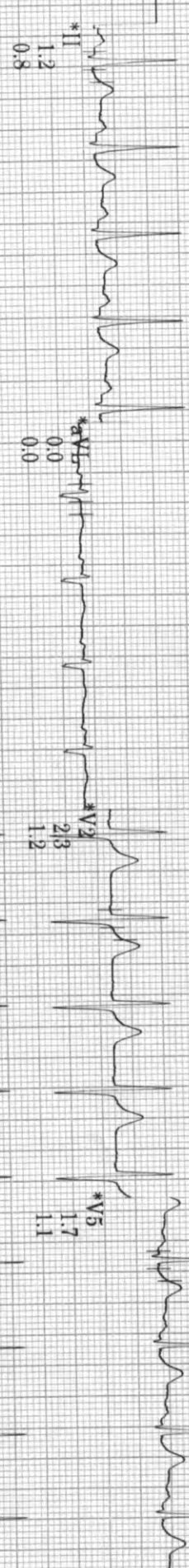
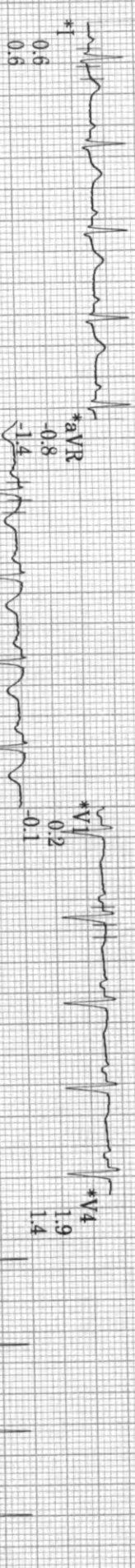
BRUCE

***mph

***%

ST @ 10mm/mV
80ms postJ

Lead
ST(mm)
Slope(mV/s)



ID: SARDA
 Visit: DR.AFPZAL NOOR KHAN
 11 Mar-2023
 12:19:44


34 years
 180cm
 Caucasian
 Male

92kg

Referred by: INSURANCE, COMPANY
 Test ind:

BRUCE
 Max HR: 158bpm 84% of max predicted 186bpm
 Max BP: 170/90
 Reason for Termination: Maximum workload: 9.3METS
 Comments: EXERCISED FOR 7:41 MINUTES OF BRUCE PROTOCOL
 ACHIEVED THE
 RESTING BP 130 RAISED 170 AT PEAK HTN RESPONSE
 NON DIAGNOSTIC ECG CHANGES / ARRYTHMIAS
 MODERATE EFFORT TOLLERANCE
 TEST IS NEGATIVE FOR INDUCIBLE MYOCARDIAL ISCHEMIA

BASELINE EXERCISE	MAX ST EXERCISE	PEAK EXERCISE	TEST END RECOVERY	BASELINE EXERCISE	MAX ST EXERCISE	PEAK EXERCISE	TEST END RECOVERY
0:00 91bpm BP: 130/90	7:25 157bpm BP: 160/90	7:41 158bpm BP: 160/90	3:28 109bpm BP: 150/90	0:00 91bpm BP: 130/90	7:25 157bpm BP: 160/90	7:41 158bpm BP: 160/90	3:28 109bpm BP: 150/90



Technician:

INTERNATIONAL HOSPITAL, AURANGABAD.

Unconfirmed

MAC55 010B

Lead
 ST(mm)
 Slope(mV/s)