



LIFE LINE

Reg.No: 659/25/01/2021

Multispeciality Hospital Maternity Home & ICU

Plot No. 20, Gut No. 103, Opp. Surya Lawns Beed Bypass, Devlai, Aurangabad. Mob.: 9067028989, 9067038989

Rx


Date 25/03/2023

Medical Fitness Certificate

This is to certify that below mentioned candidate has been examined on medical parameters and found free from contagious diseases there by medically fit for work. Final investigation reports will be forwarded to you at the earliest.

1. Name : ARCHANA DESHMUKH
2. Age : 29Yrs.
3. Sex : FEMALE
4. Physical Examination : Normal
5. Systemic Examination : Normal
6. Urine Examination : Normal
7. Blood Examination : All Reports in Normal Limit at Present
8. Ophthalmic Examination : Normal
- 10 Vision /Colour Vision : I) Normal - Normal
- ii) Colour Blindness : Normal
- 11 E C G : Normal
- 12 X RAY CHEST : Normal
- 13 USG : Normal
- 14 2D ECHO : Normal

Remark- Person is fit to work in Company


DR. SACHIN BANGAR
M.B.B. (MEDI.)
Reg. No. 01/08/3045
Medical officer

२४ तास अत्यावश्यक सेवा उपलब्ध



Reg.No: 659/25/01/2021

LIFE LINE

Multispeciality Hospital Maternity Home & ICU

Plot No. 20, Gut No. 103, Opp. Surya Lawns Beed Bypass, Devlai, Aurangabad. Mob.: 9067028989, 9067038989

Rx NAME: ARCHANA DESHMUKH
AGE/ SEX: 29/FEMALE

DATE: 25/03/2023

PRE-EMPLOYMENT HEALTH CHECKUP 2023

HISTORY :- Nil

ADDICATION: - Nil

GENERAL MEDICAL EXAMINATION

1. Physical Examination

Height : 155Cms Skin Examination- Any diseases- :-No
Weight : 49 kg Oral Examination Hygiene- Any diseases- :-No
Pulse : 90Min ENT Examination- Any diseases- :-No
B.P. : 110/80 mmHg

2. SYSTEMIC EXAMINATION

a) Abdomen :- Soft, No Organomegaly
b) CVS :- Normal Heart sound
c) Respiratory System :- Normal Air Entry Both Lungs
d) Nervous System :- Normal Clinically

INVESTIGATIONS (POSITIVE FINDING)

Pathological investigation :- (Reports Enclosed) Annexure
Vision :- (Reports Enclosed) Annexure
Color Vision :- (Reports Enclosed) Annexure
E C G :- (Reports Enclosed) Annexure
X RAY CHEST :- (Reports Enclosed) Annexure
USG :- (Reports Enclosed) Annexure
2D ECHO :- (Reports Enclosed) Annexure

Fit for employment

Medical Examiner

DR. SACHIN BANGAR
M.P.E., M.D., D.N.B. (MEDI.)
Reg. No. 02/08/3045

२४ तास अत्यावश्यक सेवा उपलब्ध



Reg.No: 659/25/01/2021

LIFE LINE

Multispeciality Hospital Maternity Home & ICU

Plot No. 20, Gut No. 103, Opp. Surya Lawns Beed Bypass, Devlai, Aurangabad. Mob.: 9067028989, 9067038989

Rx

OPHTHALMIC EXAMINATION

NAME OF EMPLOYEE: ARCHANA DESHMUKH

AGE: 29/FEMALE

DATE OF EXAMINATION: -25/03/2023

		RE (RIGHT EYE)	LE (LEFT EYE)
NEAR VISION	WITH GLASSES		
	WITH OUT GLASSES	N/6	N/6
DISTANCE VISION	WITH GLASSES		
	WITH OUT GLASSES	6/6	6/6

COLOUR VISION: - NORMAL

DR. SACHIN BANGAR
M.B.B. MD, DNB (MEDI.)
No. 02/08/3045
(SIGNATURE)

२४ तास अत्यावश्यक सेवा उपलब्ध



LIFE LINE

Multispeciality Hospital Maternity Home & ICU

Plot No. 20, Gut No. 103, Opp. Surya Lawns Beed Bypass, Devlai, Aurangabad. Mob.: 9067028989, 9067038989

Rx

Patient Name	ARCHANA DESHMUKH	Date: 25/03/2023
Age / Sex	29Yrs /F	Performed By: DR. VIVEK JAJU

USG ABDOMEN AND PELVIS

LIVER: Liver is normal in size measuring 13.3 cm & shows normal echo texture. No evidence of any diffuse or focal pathology. Intrahepatic biliary radicals are not dilated. Portal vein & CBD are normal in diameter.

GALL BLADDER: is well-distended. No evidence of calculus or mass. Gall bladder wall thickness is normal.

PANCREAS: is normal in size and echo texture. Pancreatic duct is not dilated.

SPLEEN: Spleen is normal in size measuring 9.2 cm & shows normal echo texture. No evidence of any focal lesion.

KIDNEYS:

Right Kidney measures 9.1 x 4.9 cm in size.

Left Kidney measures 9.7 x 5.2 cm in size.

Both kidneys are normal in size and echo texture. Corticomedullary differentiation is normal. No evidence of calculus or hydronephrosis on both sides.

Urinary Bladder is Well-distended.

Prostate is normal in size and echo texture.

IVC and aorta are normal. No paraaortic lymphadenopathy.

No evidence of any intra- abdominal or pelvic mass.

No e/o any free fluid in abdomen and pelvis.

High resolution USG was performed with high frequency linear transducer, which reveals normal bowel loops and mesenteric structures. No evidence of significant mesenteric lymphadenopathy.

IMPRESSION:

No significant abnormality detected.



Reg.No: 659/25/01/2021

LIFE LINE

Multispeciality Hospital Maternity Home & ICU

Plot No. 20, Gut No. 103, Opp. Surya Lawns Beed Bypass, Devlai, Aurangabad. Mob.: 9067028989, 9067038989

Rx NAME OF THE PATIENT: ARCHANA DESHMUKH

AGE: 29/FEMALE

DATE: - 25/03/2023

REPORT:

Condition of Lung pleura: WNL

Heart & Aorta:

Transverse Diameter of Heart: WNL


Transverse Diameter of Aortic Arch: WNL

Cardio-Thoracic Ratio: WNL

Any changes of Arteriosclerosis or Calcification of Aorta etc.
WNL

CONCLUSION & REMARK:

X-RAY CHEST IS WITH IN NORMAL LIMITS.


DR. SACHIN BANGAR
M.P.H. No. 5208/3045 (MEDI.)
Medical Examiner



KAMAL HEALTH CARE PATHOLOGY LABORATORY

Precision | Quality | Trust

Shop No.8, Kasliwal Vishwa, Parvati Nagar, Ulkanagari, Garkheda Parisar,
Aurangabad-431005. E-mail : kamalpathlab77@gmail.com

Since - 2015

Dr. Dhananjay D. Dhumal

M.B.B.S., M.D. (Pathology)

Reg. No. 2006042102

7219701580
9890301580

Accession No : 20230325309
Patient Name : Mrs. ARCHANA DESHMUKH
Age / Sex : 29 Year/Female
Referred by : LIFELINE MULTISPECIALITY HOSPITAL

Registered On : 25/03/2023

Reporting On : 25/03/2023

Printed On : 25/03/2023



Test Name	Patient value	Reference Range	Unit
HEMATOLOGY			
COMPLETE BLOOD COUNTS			
Hb	12.2	11.0 - 16	g/dL
RBC COUNT	3.88	4.50 - 5.50	10 ⁶ /uL
TLC	5200	4000 - 11000	/uL
RED CELL ABSOLUTE VALUES			
HCT	36.7	40.0 - 50.0	%
MCV	94.59	83.0 - 101.0	fL
MCH	31.44	27.0 - 32.0	pg
MCHC	33.24	31.5 - 34.5	g/dL
DLC (DIFFERENTIAL LEUKOCYTE COUNT)			
NEUTROPHILS	49	40.0 - 80.0	%
LYMPHOCYTES	46	20.0 - 40.0	%
EOSINOPHILS	02	2.0 - 6.0	%
MONOCYTES	03	1.0 - 8.0	%
BASOPHILS	0	< 1.0	%
PLATELET COUNT			
PLATELET COUNT	159000	150000 - 450000	10 ³ /ul
E.S.R	13	1 - 20	MM/HRS

Kindly Correlate Clinically !
Thanks for referral !

Dr. Dhananjay Dhumal
M.D. (Pathology)

----- End of Report -----



KAMAL HEALTH CARE PATHOLOGY LABORATORY

Precision | Quality | Trust

Shop No.8, Kasliwal Vishwa, Parvati Nagar, Ulkanagari, Garkheda Parisar,
Aurangabad-431005. E-mail : kamalpathlab77@gmail.com

Since - 2015

Dr. Dhananjay D. Dhumal

M.B.B.S., M.D. (Pathology)

Reg. No. 2006042102



7219701580

9890301580

Accession No : 20230325309
Patient Name : Mrs. ARCHANA DESHMUKH
Age / Sex : 29 Year/Female
Referred by : LIFELINE MULTISPECIALITY HOSPITAL

Registered On : 25/03/2023

Reporting On : 25/03/2023

Printed On : 25/03/2023



Test Name	Patient value	Reference Range	Unit
HEMATOLOGY			
BLOOD GROUP			
BLOOD GROUP	"A" RH POSITIVE		
Note : Grouping & Cross matching is absolutely essential prior to blood transfusion patient identity as disclosed by patients himself/herself.			
BIOCHEMISTRY			
BLOOD SUGAR			
BLOOD SUGAR (FASTING)	85.12	70 - 110	mg/dl
BLOOD SUGAR (Post Meal)	106.34	70 - 140	mg/dl

Kindly Correlate Clinically !
Thanks for referral !

Dr. Dhananjay Dhumal
M.D. (Pathology)

----- End of Report -----



KAMAL HEALTH CARE PATHOLOGY LABORATORY

Precision | Quality | Trust

Shop No.8, Kasliwal Vishwa, Parvati Nagar, Ulkanagari, Garkheda Parisar,
Aurangabad-431005. E-mail : kamalpathlab77@gmail.com

Since - 2015

Dr. Dhananjay D. Dhumal

M.B.B.S., M.D. (Pathology)

Reg. No. 2006042102

7219701580

9890301580

Accession No : 20230325309
Patient Name : Mrs. ARCHANA DESHMUKH
Age / Sex : 29 Year/Female
Referred by : LIFELINE MULTISPECIALITY HOSPITAL

Registered On : 25/03/2023

Reporting On : 25/03/2023

Printed On : 25/03/2023



Test Name	Patient value	Reference Range	Unit
BIOCHEMISTRY			
Kidney Function Test			
CREATININE	1.03	0.5 - 1.4	mg/dl
UREA	21.66	10 - 50	mg/dl
Liver Function Test			
LIVER FUNCTION TEST			
BILIRUBIN TOTAL	0.64	0.1 - 1.2	mg/dl
DIRECT	0.19	0.0 - 0.3	mg/dl
INDIRECT	0.45	0.1 - 1.0	mg/dl
SGOT	25.66	10 - 40	mg/dl
SGPT	21.00	06 - 40	mg/dl
ALKALINE PHOSPHATASE	112.47	42 - 141	g/dL
TOTAL PROTINE	6.99	6 - 8	g/dl
ALBUMIN	3.87	3.5 - 4.8	g/dl
GLOBULIN	3.12	2.8 - 3.3	g/dL

Kindly Correlate Clinically !

Thanks for referral !

Dr. Dhananjay Dhumal
M.D. (Pathology)

----- End of Report -----



KAMAL HEALTH CARE PATHOLOGY LABORATORY

Precision | Quality | Trust

Shop No.8, Kasliwal Vishwa, Parvati Nagar, Ulkanagari, Garkheda Parisar,
Aurangabad-431005. E-mail : kamalpathlab77@gmail.com

Since - 2015

Dr. Dhananjay D. Dhumal

M.B.B.S., M.D. (Pathology)

Reg. No. 2006042102

7219701580
9890301580

Accession No : 20230325309
Patient Name : Mrs. ARCHANA DESHMUKH
Age / Sex : 29 Year/Female
Referred by : LIFELINE MULTISPECIALITY HOSPITAL

Registered On : 25/03/2023

Reporting On : 25/03/2023

Printed On : 25/03/2023




YGGTP

Test Name	Patient Value	Reference Range	Unit
Y-Glutamyl Transpeptidase	15.20	0 - 55	U/L

----- END OF REPORT -----

Kindly Correlate Clinically !

Thanks for referral !


Dr. Dhananjay Dhumal
M.D. (Pathology)



24 HOUR EMERGENCY SERVICE | HOME COLLECTION & DELIVERY SERVICE

HEMATOLOGY > BIOCHEMISTRY > MICROBIOLOGY > COAGULATION > SEROLOGY > CLINICAL PATHOLOGY > IMMUNOLOGY > CYTOPATHOLOGY > HISTOPATHOLOGY



KAMAL HEALTH CARE PATHOLOGY LABORATORY

Precision | Quality | Trust

Shop No.8, Kasliwal Vishwa, Parvati Nagar, Ulkanagari, Garkheda Parisar,
Aurangabad-431005. E-mail : kamalpathlab77@gmail.com

Since - 2015

Dr. Dhananjay D. Dhumal

M.B.B.S., M.D. (Pathology)

Reg. No. 2006042102

7219701580
9890301580

Accession No : 20230325309
Patient Name : Mrs. ARCHANA DESHMUKH
Age / Sex : 29 Year/Female
Referred by : LIFELINE MULTISPECIALITY HOSPITAL

Registered On : 25/03/2023

Reporting On : 25/03/2023

Printed On : 25/03/2023



THYROID PROFILE

Test Name	Patient Value	Reference Range	Unit
T3	115.4	60.0 - 181.0	ng/dl
T4	8.23	3.20 - 12.6	ng/dl
TSH	1.47	0.35 - 5.50	μIU/ml

Interpretation(s)

TSH stimulates the production and secretion of the metabolically active thyroid hormones, thyroxine (T4) and triiodothyronine (T3) by interacting with a specific receptor on the thyroid cell surface. The synthesis and secretion of TSH is stimulated by Thyrotropin releasing hormone (TRH), the hypothalamic tripeptide, in response to low levels of circulating thyroid hormones. Elevated levels of T3 and T4 suppress the production of TSH via a classic negative feedback mechanism. Failure at any level of regulation of the hypothalamic-pituitary-thyroid axis will result in either underproduction (hypothyroidism) or overproduction (hyperthyroidism) of T4 and/or T3.

Clinical Condition T3 Levels T4 Levels TSH level

Primary hypothyroidism Reduced Reduced Increased (Significantly)
Subclinical Hypothyroidism Normal Normal or Low Normal High
Primary hyperthyroidism Increased Increased Reduced

----- END OF REPORT -----

Kindly Correlate Clinically !

Thanks for referral !

Dr. Dhananjay Dhumal
M.D. (Pathology)

24 HOUR EMERGENCY SERVICE | HOME COLLECTION & DELIVERY SERVICE

HEMATOLOGY > BIOCHEMISTRY > MICROBIOLOGY > COAGULATION > SEROLOGY > CLINICAL PATHOLOGY > IMMUNOLOGY > CYTOPATHOLOGY > HISTOPATHOLOGY



KAMAL HEALTH CARE PATHOLOGY LABORATORY

Precision | Quality | Trust

Shop No.8, Kasliwal Vishwa, Parvati Nagar, Ulkanagari, Garkheda Parisar,
Aurangabad-431005. E-mail : kamalpathlab77@gmail.com

Since - 2015

Dr. Dhananjay D. Dhumal

M.B.B.S., M.D. (Pathology)

Reg. No. 2006042102

7219701580
9890301580



Accession No : 20230325309
Patient Name : Mrs. ARCHANA DESHMUKH
Age / Sex : 29 Year/Female
Referred by : LIFELINE MULTISPECIALITY HOSPITAL

Registered On : 25/03/2023

Reporting On : 25/03/2023

Printed On : 25/03/2023



HBA1C

Test Name	Patient Value	Reference Range	Unit
HBA1c	6.12	Non-Diabetic: Upto 6% Pre- Diabetic:6.0-6.5% Diabetic:>6.5% Good Control:6.5-7.0% Moderate Control: 7-8% Poor Control:>8.0%	%

----- END OF REPORT -----

Kindly Correlate Clinically !
Thanks for referral !



Dhumal
Dr.Dhanajay Dhumal
M.D. (Pathology)

24 HOUR EMERGENCY SERVICE | HOME COLLECTION & DELIVERY SERVICE

HEMATOLOGY > BIOCHEMISTRY > MICROBIOLOGY > COAGULATION > SEROLOGY > CLINICAL PATHOLOGY > IMMUNOLOGY > CYTOPATHOLOGY > ...



KAMAL HEALTH CARE PATHOLOGY LABORATORY

Precision | Quality | Trust

Shop No.8, Kasliwal Vishwa, Parvati Nagar, Ulkanagari, Garkheda Parisar,
Aurangabad-431005. E-mail : kamalpathlab77@gmail.com

Since - 2015

Dr. Dhananjay D. Dhumal

M.B.B.S., M.D. (Pathology)

Reg. No. 2006042102

7219701580

9890301580



Accession No : 20230325309
Patient Name : Mrs. ARCHANA DESHMUKH
Age / Sex : 29 Year/Female
Referred by : LIFELINE MULTISPECIALITY HOSPITAL

Registered On : 25/03/2023

Reporting On : 25/03/2023

Printed On : 25/03/2023



URINE ROUTINE EXAMINATION

Test Name	Patient Value	Reference Range	Unit
<u>PHYSICAL EXAMINATION</u>			
VOLUME	5 ML	(NORMAL : 2 TO 6)	
COLOUR	PALE YELLOW		
APPEARANCE	CLEAR		
<u>CHEMICAL EXAMINATION</u>			
PROTEIN	NIL		
GLUCOSE	NIL	NOT DETECTED	
<u>MICROSCOPIC EXAMINATION</u>			
EPITHELIAL CELLS	1-2		/hpf
PUS CELL / WBCS	OCCASIONAL		/hpf
RED BLOOD CELLS	ABSENT	NIL	/hpf
CASTS	NOT DETECTED	NOT DETECTED	
CRYSTALS	NOT DETECTED	NOT DETECTED	
BACTERIA	NOT DETECTED	NOT DETECTED	

----- END OF REPORT -----

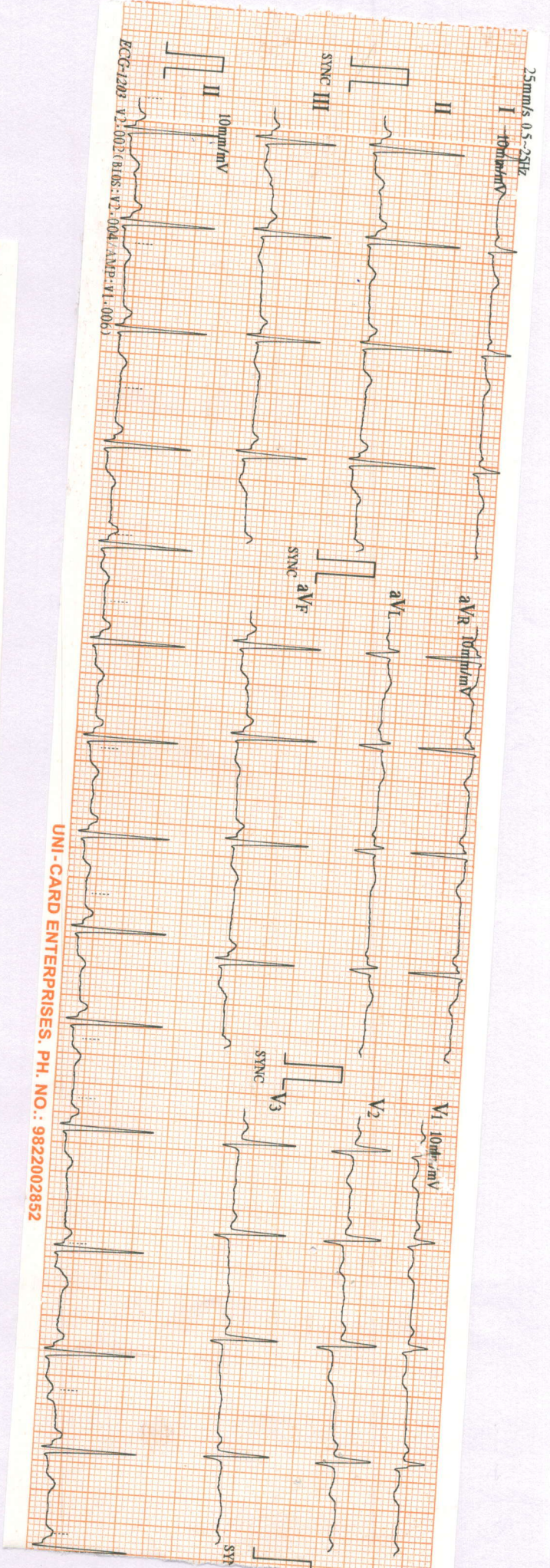
Kindly Correlate Clinically !

Thanks for referral !

Dr. Dhananjay Dhumal
M.D. (Pathology)

24 HOUR EMERGENCY SERVICE | HOME COLLECTION & DELIVERY SERVICE

HEMATOLOGY > BIOCHEMISTRY > MICROBIOLOGY > COAGULATION > SEROLOGY > CLINICAL PATHOLOGY > IMMUNOLOGY > CYTOPATHOLOGY > HISTOPATHOLOGY



UNI-CARD ENTERPRISES. PH. NO.: 9822002852

04/04/2016 22:59

HR : 86
R-R : 690
P-R : 152
QRS : 78
QT/QTc : 343/44

RV5/SV1 : 2.20/0.110 mV
RV5-SV1 : 1.330 mV

Age :
Sex :
V :
N :
P :
Q :
R :
S :
T :
U :
V :
W :
X :
Y :
Z :

Physician: *Dr. Sachin Bargar*

Confirm with Physician
Date: 25/05/2025

Diagnosis:
Sinus Arrhythmia
Unspecified ST-T Abnormality
Marked Counter Clockwise Rotation

UNICARD ENTERPRISES

NAME: ARCHANA DESHMUKH AGE: 29YRS/F

DATE: 25/03/2023

2D ECHO DOPPLER REPORT

Patient in tachycardia during study

La Ra Normal in Size and shape.

LV is normal in size and shape.

Good LV Systolic function.

LVEF>55%

NO DIASTOLIC DUSFUNCTION.


NO regional wall motion abnormality

No intra cardiac shunts vegetation.

No MR/TR/AR

NO PERICARDIAL EFFUSION.

IMPRESSION: ESSENTIALLY NORMAL 2D ECHO DOPPLER STUDY


DR. SACHIN BANGAR
M.B.B.S. MD, D.I.B (MEDI.)
REG. NO. 01/08/3043
(SIGNATURE)



भारत सरकार
Government of India



अर्चना सचिन देशमुख
Archana Sachin Deshmukh
जन्म तिथि / DOB : 15/05/1994
महिला / Female



5378 7167 2283

मेरा आधार, मेरी पहचान

Package Name	Package Inclusions	Customer Name	Gender M/F
ARCOFEMI - MEDIWHEEL - FULL BODY HEALTH ANNUAL PLUS CHECK - FEMALE - 2D ECHO - PAN INDIA - FY2324	Glycosylated Hemoglobin (HbA1C) - Whole Blood, LBC PAP SMEAR, Dietician consultation, 2 D ECHO, HEMOGRAM (CBC+ESR), Renal Function Test, ECG, Fitness by General Physician, Lipid Profile (all Parameters), URINE GLUCOSE (FASTING), URINE GLUCOSE (POST PRANDIAL), BMI, Ophthal by General Physician, Urine Routine (CUE), Blood Grouping And Typing (Abo And Rh), Package Consultation - ENT, LIVER FUNCTION TEST (PACKAGE), GGTP: Gamma Glutamyl Transpeptidase - Serum, Ultrasound - Whole Abdomen, Consultation - Dental, X-Ray Chest PA, THYROID PROFILE - I(T3, T4 AND TSH), Package Gynaecological Consultation, GLUCOSE - SERUM / PLASMA (FASTING AND POST PRANDIAL	Archana	F