



Maula Kumari 34 yr F.
For health checkup

O/A. P₁ - 2½ yr F. LSCS.

3-4/28-30 regular flow (M)

Vitals :

Chief Complaints: M. Cycles LMP. 26th March.

H/O Present Illness :

G.C. fair apleur bell (M)

Past History :

P/A soft

P/S CX (H)

Investigation :

Drug Allergies : (if any)

P/O w/ RU NS from 7x free

Treatment :

- PAP Smear taken





Mamra Kumari (34/F)

8/4/23

skin tag
+ [P.V.V.]

Av.

Adv.

ACNESOL AC
gel

(2/A) (M)

pimple

BENZAC AC
2.5% gel

2 weeks

(2/A)

(N)

Physiogel lotion

males

DEMELAN

cream

(2/A)

(N)

2 weeks

Rx for [unclear]

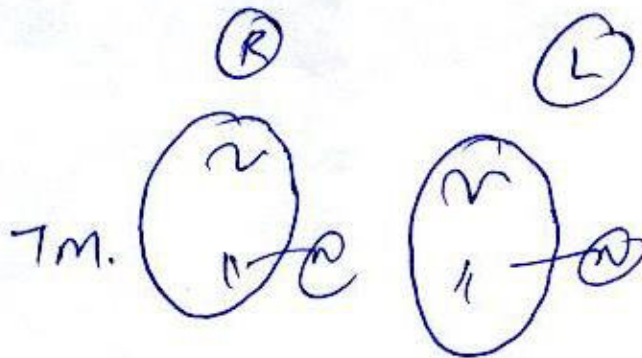
(This is only professional opinion and not the diagnosis, Please correlate clinically)

Q Block South City 11, Sohna Road, Main Sector-47, Gurgaon, Haryana

Ph.: 0124-4900000 (100 Lines) Fax: 0124-2218733 E-mail: parkmedicenters@gmail.com

PARK GROUP OF HOSPITALS : West Delhi • South Delhi • Gurgaon • Karnal • Panipat • Hodal • Ambala • Behror

Eor




Nose- B/c turbinate hypertrophy (+)
 Septum median

Throat — NAD

Adv

P-TA




 8/4/23

(This is only professional opinion and not the diagnosis, Please correlate clinically)

Q Block South City 11, Sohna Road, Main Sector-47, Gurgaon, Haryana
 Ph.: 0124-4900000 (100 Lines) Fax : 0124-2218733 E-mail : parkmedcenters@gmail.com

PARK GROUP OF HOSPITALS : West Delhi • South Delhi • Gurgaon • Karnal • Panipat • Hodal • Ambala • Behror



Mantle.

— Stain & Calculus
87/78
87/78

Vitals :

Chief Complaints :

Adv — Sealing

H/O Present Illness :

— Restⁿ 87/78
87/78

Past History :



Investigation :

Drug Allergies : (if any)

Treatment :



ophthal

IP- 675672

Name- Mamta Kumari 34/F

Date- 8/4/23

Routine eyes checkup

Vitals :

Chief Complaints :

PR 110/70

WT 63.8 kg

HT- 5.4 feet

H/O Present Illness :

Vu { 6/18
Eglasses { 6/12
NV { N6
 - N6

NCT { 16
 - 14

Past History :

Investigation :

Drug Allergies : (if any)

Colour Vision - Normal BE

Treatment :

Fundus Examination - Normal





Park Hospital

GROUP SUPER SPECIALITY HOSPITAL

DEPARTMENT OF PATHOLOGY

Patient Name : Mrs. MAMTA KUMARI
 MR No : 675672
 Age/Sex : 34 Years / Female
 Type : OPD
 TPA/Corporate : MEDIWHEEL PVT LTD
 Ref Doctor : Dr.RMO

Bill Date : 08/04/2023 9:25 AM
 Sample Col Dt/Tm : 08/04/2023 10:12 am
 Sample Rec Dt/Tm : 08/04/2023 10:12 am
 Reporting Date : 2023-04-08 00:23:00
 Sample ID : 122100
 Bill/Req. No. : 24072370

Test	Result	Bio. Ref. Interval	Units	Method
BLOOD SUGAR FASTING				
PLASMA GLUCOSE FASTING	80	60 - 110	mg/dl	GOD TRINDERS

**** END OF THE REPORT ****



Dr. PRADIP KUMAR
 Consultant (Microbiology)

Dr. SONIA KUMARI
 MD Pathology (Gold Medalist)

Dr. NISHA TIWARI
 MBBS, MD (Microbiology)
 USER NM SONU



(This is only professional opinion and not the diagnosis, please consult clinically)

Cert. No. H-2016-0389 Cert. No. MC - 4830

Q Block, South City -II, Sohna Road, Sector-47, Gurgaon, Haryana
 Ph.: 0124-4900000 (100 Lines), Toll Free No. : 1800-102-6767, Mob.: 62 62 82 82 35, Email: customercare@parkhospital.in

PARK GROUP OF HOSPITALS : West Delhi - Gurugram - Faridabad - Sonapat - Panipat - Karnal - Ambala - Patiala - Behror - Jaipur

the health care providers

the health care providers



DEPARTMENT OF PATHOLOGY

Patient Name : Mrs. MAMTA KUMARI
 MR No : 675672
 Age/Sex : 34 Years / Female
 Type : OPD
 TPA/Corporate : MEDIWHEEL PVT LTD

Bill Date : 08/04/2023
 Reporting Date : 08/04/2023
 Sample ID : 122102
 Bill/Req. No. : 24072370
 Ref Doctor : Dr.RMO

Test	Result	Bio. Ref. Interval	Units	Method
BLOOD SUGAR 2 HR. PP				
BLOOD SUGAR P.P.	90	80 - 150	mg/dl	

***** END OF THE REPORT *****



Sample no.

Dr. SONIA KUMARI
 MBBS, MD (PATHOLOGY) Gold medalist

Dr. PRADIP KUMAR
 Consultant (Microbiology)

Dr. NISHA TIWARI
 MBBS, MD (Microbiology)

USER NM ARUN

Sonia



Cert. No. H-2016-0369 Cert. No. MC - 4830

(This is only professional opinion and not the diagnosis, please correlate clinically)

Q Block, South City -II, Sohna Road, Sector-47, Gurgaon, Haryana
 Ph.: 0124-4900000 (100 Lines), Toll Free No. : 1800-102-6767, Mob.: 62 62 82 82 35, Email: customer@parkhospital.in

PARK GROUP OF HOSPITALS : West Delhi - Gurugram - Faridabad - Sonapat - Panipat - Karnal - Ambala - Patiala - Behror - Jaipur



DEPARTMENT OF PATHOLOGY

Patient Name : Mrs. MAMTA KUMARI
 MR No : 675672
 Age/Sex : 34 Years / Female
 Type : OPD
 TPA/Corporate : MEDIWHEEL PVT LTD

Bill Date : 08/04/2023
 Reporting Date : 08/04/2023
 Sample ID : 122102
 Bill/Req. No. : 24072370
 Ref Doctor : Dr.RMO

Test	Result	Bio. Ref. Interval	Units	Method
URINE ROUTINE AND MICROSCOPY				
PHYSICAL CHARACTERISTICS				
QUANTITY	30ml	5 - 100	ml	Vishal
COLOUR	Pale Yellow	Pale Yellow		
TURBIDITY	Clear	clear		urinometer
SPECIFIC GRAVITY	1.020	1.000-1.030		PH PAPER
PH	Acidic	Acidic/Alkaline		
CHEMICAL EXAMINATION-1				
UROBILINOGEN	NIL	NIL	mg/dl	Ehrlich
URINE PROTEIN	NIL	NIL		Protein error indicator
BLOOD	NIL	NIL		
URINE BILIRUBIN	NIL	NIL	mg/dL	GOD-POD/Benedicts
GLUCOSE	NIL	NIL		SOD.
URINE KETONE	NIL	NIL		
MICRO.EXAMINATION				
PUS CELL	2-4	0-5	cells/hpf	Microscopic
RED BLOOD CELLS	Nil	0-2	cells/hpf	
EPITHELIAL CELLS	1-2	0-5	cells/hpf	
CASTS	NIL	NIL	/lpf	
CRYSTALS	NIL	NIL	/hpf	
OTHER	NIL			

***** END OF THE REPORT *****



Sample no.

Dr. SONIA KUMARI
 MBBS, MD (PATHOLOGY) Gold medalist

Dr. PRADIP KUMAR
 Consultant (Microbiology)

Dr. NISHA TIWARI
 MBBS, MD (Microbiology)

USER NM ARUN

Page 1 of 1

(This is only professional opinion and not the diagnosis, please correlate clinically)

Q Block, South City -II, Sohna Road, Sector-47, Gurgaon, Haryana

Ph.: 0124-4900000 (100 Lines), Toll Free No. : 1800-102-6767, Mob.: 62 62 82 82 35, Email: customercare@parkhospital.in

PARK GROUP OF HOSPITALS : West Delhi - Gurugram - Faridabad - Sonapat - Panipat - Karnal - Ambala - Patiala - Behror - Jaipur



Park Hospital

GROUP SUPER SPECIALITY HOSPITAL

DEPARTMENT OF PATHOLOGY

Patient Name : Mrs. MAMTA KUMARI
MR No : 675672
Age/Sex : 34 Years / Female
Type : OPD
TPA/Corporate : MEDIWHEEL PVT LTD

Bill Date : 08/04/2023
Reporting Date : 08/04/2023
Sample ID : 122100
Bill/Req. No. : 24072370
Ref Doctor : Dr.RMO

Test	Result	Bio. Ref. Interval	Units	Method
BLOOD GROUPING AND RH FACTOR				
BLOOD GROUP	" O " RH POSITIVE			MATRIX GEL

***** END OF THE REPORT *****



Sample no.

Dr. SONIA KUMARI
 MBBS, MD (PATHOLOGY) Gold medalist

Dr. PRADIP KUMAR
 Consultant (Microbiology)

Dr. NISHA TIWARI
 MBBS, MD (Microbiology)

USER NM SONU



Cert. No. H-2016-0389 Cert. No. MC - 4930

(This is only professional opinion and not the diagnosis, please correlate clinically)

Q Block, South City -II, Sohna Road, Sector-47, Gurgaon, Haryana

Ph.: 0124-4900000 (100 Lines), Toll Free No. : 1800-102-6767, Mob.: 62 62 82 82 35, Email: customercare@parkhospital.in

PARK GROUP OF HOSPITALS : West Delhi - Gurugram - Faridabad - Sonapat - Panipat - Karnal - Ambala - Patiala - Behror - Jaipur

the health care providers

the health care providers



Park Hospital

GROUP SUPER SPECIALITY HOSPITAL

DEPARTMENT OF PATHOLOGY

Patient Name : Mrs. MAMTA KUMARI
 MR No : 675672
 Age/Sex : 34 Years / Female
 Type : OPD
 TPA/Corporate : MEDIWHEEL PVT LTD

Bill Date : 08/04/2023
 Reporting Date : 08/04/2023
 Sample ID : 122100
 Bill/Req. No. : 24072370
 Ref Doctor : Dr.RMO

Test	Result	Bio. Ref. Interval	Units	Method
CBC				
HAEMOGLOBIN	12.9	12 - 15	gm/dL	COLORIMETRY
TOTAL LEUCOCYTE COUNT	8400	4000-11000	/ μ L	ELECTRICAL
DIFFERENTIAL COUNT				
NEUTROPHILS	60	40.0 - 80.0	%	FLOW CYTOMETRY
LYMPHOCYTES	35	20.0 - 40.0	%	FLOW CYTOMETRY
MONOCYTES	03	2.0 - 10.0	%	FLOW CYTOMETRY
EOSINOPHILS	02	0.0 - 5.0	%	FLOW CYTOMETRY
BASOPHILS	00	0.0 - 2.0	%	FLOW CYTOMETRY
RED BLOOD CELL COUNT	4.5	3.5 - 5.5	millions/ μ L	ELECTRICAL
PACKED CELL VOLUME	40.2	35.0 - 50.0	%	ELECTRICAL
MEAN CORPUSCULAR VOLUME	88.6	83 - 101	fL	ELECTRICAL
MEAN CORPUSCULAR HAEMOGLOBIN	28.4	27 - 31	Picogrames	CALCULATED
MEAN CORPUSCULAR HB CONC	32.1	L 33 - 37	g/dl	CALCULATED
PLATELET COUNT	183	150 - 450	thou/ μ L	ELECTRICAL
RDW	13.4	11.6 - 14.5	%	CALCULATED

***** END OF THE REPORT *****



Sample no.

Dr. SONIA KUMARI
 MBBS, MD (PATHOLOGY) Gold medalist

Dr. PRADIP KUMAR
 Consultant (Microbiology)

Dr. NISHA TIWARI
 MBBS, MD (Microbiology)

USER NM SONU



Cert. No. H-2016-0369 Cert. No. MC - 4830

(This is only professional opinion and not the diagnosis, please correlate clinically)

Q Block, South City -II, Sohna Road, Sector-47, Gurgaon, Haryana

Ph.: 0124-4900000 (100 Lines), Toll Free No. : 1800-102-6767, Mob.: 62 62 82 82 35, Email: customercare@parkhospital.in

PARK GROUP OF HOSPITALS : West Delhi - Gurugram - Faridabad - Sonipat - Panipat - Karnal - Ambala - Patiala - Behror - Jaipur

the health care providers

the health care providers



DEPARTMENT OF PATHOLOGY

Patient Name : Mrs. MAMTA KUMARI
 MR No : 675672
 Age/Sex : 34 Years / Female
 Type : OPD
 TPA/Corporate : MEDIWHEEL PVT LTD

Bill Date : 08/04/2023
 Reporting Date : 08/04/2023
 Sample ID : 122100
 Bill/Req. No. : 24072370
 Ref Doctor : Dr.RMO

Test	Result	Bio. Ref. Interval	Units	Method
ESR (WESTERGREN)				
E.S.R. - II HR.	35		mm II Hr.	Westergren

***** END OF THE REPORT *****



Sample no.

Dr. SONIA KUMARI
 MBBS, MD (PATHOLOGY) Gold medalist

Dr. PRADIP KUMAR
 Consultant (Microbiology)

Dr. NISHA TIWARI
 MBBS, MD (Microbiology)

USER NM SONU

Sonia



(This is only professional opinion and not the diagnosis, please correlate clinically)

Q Block, South City -II, Sohna Road, Sector-47, Gurgaon, Haryana
 Ph.: 0124-4900000 (100 Lines), Toll Free No. : 1800-102-6767, Mob.: 62 62 82 82 35, Email: customercare@parkhospital.in

PARK GROUP OF HOSPITALS : West Delhi - Gurugram - Faridabad - Sonapat - Panipat - Karnal - Ambala - Patiala - Behror - Jaipur



DEPARTMENT OF PATHOLOGY

Patient Name : Mrs. MAMTA KUMARI
MR No : 675672
Age/Sex : 34 Years / Female
Type : OPD
TPA/Corporate : MEDIWHEEL PVT LTD

Bill Date : 08/04/2023
Reporting Date : 08/04/2023
Sample ID : 122100
Bill/Req. No. : 24072370
Ref Doctor : Dr.RMO

Test	Result	Bio. Ref. Interval	Units	Method
THYROID PROFILE				
TRI-iodothyronine (T3)	1.03	0.60 - 1.81	ng/ml	Chemiluminescence
THYROXINE (T4)	11.6	5.01 - 12.45	µg/dL	Chemiluminescence
THYROID STIMULATING HORMONE	3.47	0.5-5.50	µIU/ml	
SPECIMEN TYPE	SERUM			

Method : chemiluminescent immunoassay

Note : Clinical Significance:

Thyroid function tests (TFTs) is a collective term for blood tests used to check the function of the thyroid. TFTs may be requested if a patient is thought to suffer from hyperthyroidism (overactive thyroid) or hypothyroidism (underactive thyroid), or to monitor the effectiveness of either thyroid-suppression or hormone replacement therapy. It is also requested routinely in conditions linked to thyroid disease, such as atrial fibrillation and anxiety disorder. A TFT panel typically includes thyroid hormones such as thyroid-stimulating hormone (TSH, thyrotropin) and thyroxine (T4), and triiodothyronine (T3) depending on local laboratory policy.

Note: Please correlate with clinical condition

***** END OF THE REPORT *****



Sample no.

Dr. SONIA KUMARI
 MBBS, MD (PATHOLOGY) Gold medalist

Dr. PRADIP KUMAR
 Consultant (Microbiology)

Dr. NISHA TIWARI
 MBBS, MD (Microbiology)

USER NM PAWAN

Signature



(This is only professional opinion and not the diagnosis, please correlate clinically)

Page 1 of 1

Cert. No. H-2016-0369 Cert. No. MC - 4830

Q Block, South City -II, Sohna Road, Sector-47, Gurgaon, Haryana

Ph.: 0124-4900000 (100 Lines), Toll Free No. : 1800-102-6767, Mob.: 62 62 82 82 35, Email: customercare@parkhospital.in

PARK GROUP OF HOSPITALS : West Delhi - Gurugram - Faridabad - Sonapat - Panipat - Karnal - Ambala - Patiala - Behror - Jaipur



DEPARTMENT OF PATHOLOGY

Patient Name : Mrs. MAMTA KUMARI
MR No : 675672
Age/Sex : 34 Years / Female
Type : OPD
TPA/Corporate : MEDIWHEEL PVT LTD

Bill Date : 08/04/2023
Reporting Date : 08/04/2023
Sample ID : 122100
Bill/Req. No. : 24072370
Ref Doctor : Dr.RMO

Test	Result	Bio. Ref. Interval	Units	Method
LFT (LIVER FUNCTION TEST)				
LFT				
TOTAL BILIRUBIN	1.0	0 - 1.2	mg/dL	DIAZO
DIRECT BILIRUBIN	0.3	0 - 0.4	mg/dL	DIAZO
INDIRECT BILIRUBIN	0.7	<i>H</i> 0.10 - 0.6	mg/dL	CALCULATED
SGOT (AST)	28	0 - 45	U/L	IFCC WITHOUT
SGPT (ALT)	15	0 - 45	U/L	IFCC WITHOUT
ALKALINE PHOSPHATASE	83	30 - 170	IU/L	MODIFIED IFCC
TOTAL PROTEINS	6.9	6.4 - 8.0	g/dL	BIURET
ALBUMIN	4.2	3.3 - 5.5	g/dL	BCG DYE
GLOBULIN	2.7	2.3 - 4.5	g/dL	CALCULATED
A/G RATIO	1.56	1.1 - 2.2		CALCULATED

***** END OF THE REPORT *****



Sample no.

Dr. SONIA KUMARI
 MBBS, MD (PATHOLOGY) Gold medalist

Dr. PRADIP KUMAR
 Consultant (Microbiology)

Dr. NISHA TIWARI
 MBBS, MD (Microbiology)

USER NM SONU



Cert. No. H-2016-0369 Cert. No. MC - 4830

(This is only professional opinion and not the diagnosis, please correlate clinically)

Q Block, South City -II, Sohna Road, Sector-47, Gurgaon, Haryana
 Ph.: 0124-4900000 (100 Lines), Toll Free No. : 1800-102-6767, Mob.: 62 62 82 82 35, Email: customercare@parkhospital.in

PARK GROUP OF HOSPITALS : West Delhi - Gurugram - Faridabad - Sonapat - Panipat - Karnal - Ambala - Patiala - Behror - Jaipur



DEPARTMENT OF PATHOLOGY

Patient Name : Mrs. MAMTA KUMARI
 MR No : 675672
 Age/Sex : 34 Years / Female
 Type : OPD
 TPA/Corporate : MEDIWHEEL PVT LTD

Bill Date : 08/04/2023
 Reporting Date : 08/04/2023
 Sample ID : 122100
 Bill/Req. No. : 24072370
 Ref Doctor : Dr.RMO

Test	Result	Bio. Ref. Interval	Units	Method
KFT (RENAL PROFILE)				
KFT				
SERUM UREA	21	10 - 45	mg/dL	UREASE-GLDH
SERUM CREATININE	0.6	0.4 - 1.4	mg/dL	MODIFIED JAFFES
SERUM URIC ACID	4.0	2.5 - 7.0	mg/dL	URICASE
SERUM SODIUM	135	L 136 - 148	mmol/L	ISE
SERUM POTASSIUM	5.2	3.5 - 5.5	meq/l	ISE
SERUM CALCIUM	8.6	8.5 - 10.5	mg/dL	ARSENazo III
SERUM PHOSPHORUS	3.5	2.5 - 4.5	mg/dL	AMMONIUM

***** END OF THE REPORT *****



Sample no.

Dr. SONIA KUMARI
 MBBS, MD (PATHOLOGY) Gold medalist

Dr. PRADIP KUMAR
 Consultant (Microbiology)

Dr. NISHA TIWARI
 MBBS, MD (Microbiology)

USER NM SONU

Sonia



(This is only professional opinion and not the diagnosis, please correlate clinically)

Page 1 of 1

Cert. No. H-2016-0369 Cert. No. MC - 4830

Q Block, South City -II, Sohna Road, Sector-47, Gurgaon, Haryana

Ph.: 0124-4900000 (100 Lines), Toll Free No. : 1800-102-6767, Mob.: 62 62 82 82 35, Email: customercare@parkhospital.in

PARK GROUP OF HOSPITALS : West Delhi - Gurugram - Faridabad - Sonapat - Panipat - Kamal - Ambala - Patiala - Behror - Jaipur



DEPARTMENT OF PATHOLOGY

Patient Name : Mrs. MAMTA KUMARI
 MR No : 675672
 Age/Sex : 34 Years / Female
 Type : OPD
 TPA/Corporate : MEDIWHEEL PVT LTD

Bill Date : 08/04/2023
 Reporting Date : 08/04/2023
 Sample ID : 122100
 Bill/Req. No. : 24072370
 Ref Doctor : Dr.RMO

Test	Result	Bio. Ref. Interval	Units	Method
------	--------	--------------------	-------	--------

LIPID PROFILE

Test	Result	Bio. Ref. Interval	Units	Method
LIPID PROFILE				
TOTAL CHOLESTEROL	182	0 - 250	mg/dL	CHOD -Trinder
SERUM TRIGLYCERIDES	105	60 - 165	mg/dl	GPO-TRINDER
HDL-CHOLESTEROL	35	30 - 70	mg/dl	DIRECT
VLDL CHOLESTEROL	21	6 - 32	mg/dL	calculated
LDL	126	50 - 135	mg/dl	calculated
LDL CHOLESTEROL/HDL RATIO	3.6	H 1.0 - 3.0	mg/dL	calculated
TOTAL CHOLESTEROL/HDL RATIO	5.2	H 2.0 - 5.0	mg/dl	calculated

***** END OF THE REPORT *****



Sample no.

Dr. SONIA KUMARI
 MBBS, MD (PATHOLOGY) Gold medalist

Dr. PRADIP KUMAR
 Consultant (Microbiology)

Dr. NISHA TIWARI
 MBBS, MD (Microbiology)

USER NM SONU

Sant



(This is only professional opinion and not the diagnosis, please correlate clinically)

Q Block, South City -II, Sohna Road, Sector-47, Gurgaon, Haryana
 Ph.: 0124-4900000 (100 Lines), Toll Free No. : 1800-102-6767, Mob.: 62 62 82 82 35, Email: customercare@parkhospital.in

PARK GROUP OF HOSPITALS : West Delhi - Gurugram - Faridabad - Sonapat - Panipat - Karnal - Ambala - Patiala - Behror - Jaipur



Name : Mrs.MAMTA KUMARI 24072370

Age/Gender : 34 Y(s) /Female

Reg No : 090423506

Lab ID No : KP0219221

Sample ID : 220225205

Sample Type : Serum

090423506

Location : KPL A43

Registered On : 09-04-2023 14:53

Collected On : 09-04-2023 14:53

Reported On : 11-04-2023 12:44

Referred By : PARK HOSPITAL

Client Name : PARK HOSPITAL GUR

Reference No :

TestResultUnitReference Range

Pap Smear

CYTOPATHOLOGY NO.: C- 536/23

SPECIMEN SUBMITTED: 2 Conventional cervical smears.



Cert. No. H-2016-0369 Cert. No. MC - 4830

(This is only professional opinion and not the diagnosis, please correlate clinically)

Q Block, South City -II, Sohna Road, Sector-47, Gurgaon, Haryana

Ph : 0124 4900000 (100 Lines) Toll Free No : 1800 102 6707 M/L 02 62 82 85 35

PARK GROUP OF HOSPITALS : West Delhi - Gurugram - Faridabad - Sonapat - Panipat - Karnal - Ambala - Patiala - Behror - Jaipur

the health care providers

the health care providers



DEPARTMENT OF RADIOLOGY

Patient Name	Mrs. MAMTA KUMARI	Billed Date	: 08/04/2023	9.25 AM
Reg No	675672	Reported Date	: 08/04/2023	
Age/Sex	34 Years / Female	Req. No.	: 24072370	
Type	OPD	Consultant Doctor	: Dr. RMO	

X-RAY CHEST AP/PA

Bilateral lungs appears normal.

No focal lung lesion seen.

No evidence of free fluid is seen.

Both hila are normal in size, have equal density and bear normal relationship.

The heart and trachea are central in position and no mediastinal abnormality is visible.

The cardiac size is normal for patient age and view.

The domes of the diaphragms are normal in position, and show smooth outline.

To be correlated clinically



Dr. ANSHU K. SHARMA
MBBS, MD
CONSULTANT RADIOLOGIST

Dr. MANJEET SEHRAWAT
MBBS, MD, PDCC
CONSULTANT RADIOLOGIST

Dr. NEENA SIKKA
MBBS, DNB
CONSULTANT RADIOLOGIST



Cert. No. H-2016-0389 Cert. No. MC - 4830

(This is only professional opinion and not the diagnosis, please correlate clinically)

Q Block, South City -II, Sohna Road, Sector-47, Gurgaon, Haryana

Ph.: 0124-4900000 (100 Lines), Toll Free No. : 1800-102-6767, Mob.: 62 62 82 82 35, Email: customercare@parkhospital.in

Page 1 of 1

PARK GROUP OF HOSPITALS : West Delhi - Gurugram - Faridabad - Sonapat - Panipat - Karnal - Ambala - Patiala - Behror - Jaipur



DEPARTMENT OF RADIOLOGY

Patient Name	Mrs. MAMTA KUMARI	Billed Date	: 08/04/2023	9.25 AM
Reg No	675672	Reported Date	: 08/04/2023	
Age/Sex	34 Years / Female	Req. No.	: 24072370	
Type	OPD	Consultant Doctor	: Dr. RMO	

USG WHOLE ABDOMEN

The real time, B mode, gray scale sonography of the abdominal organs was performed.

LIVER : The liver is normal in size, 13.4cm shape and echotexture. No evidence of any focal lesion. IHBR is not dilated.

GALL BLADDER : The gall bladder is well distended . No evidence any calculus or mass seen.

GB wall thickness with in normal limits.No evidence of pericholecystic fluid is seen.

BILE DUCT :The common bile duct is normal in caliber. No evidence of calculus is noted in common bile duct.

SPLEEN :The spleen is normal in size 8.6cm and shape.Its echotexture is homogeneous.No evidence of focal lesion is noted.

PANCREAS :The pancreas is normal in size, shape, contours and echotexture.No evidence of solid or cystic mass lesion is noted.MPD is not dilated. No evidence of peripancreatic collection.

KIDNEYS : The bilateral kidneys are normal in size and echotexture. Cortico-medullary differentiation is maintained.There is no evidence of obvious calculus or hydronephrosis.

URINARY BLADDER :The urinary bladder is empty.

UTERUS: The uterus is anteverted. It measures 7.6x5.6x3.4 cms. in the longitudinal, anteroposterior and transverse dimensions respectivelyThe uterine margins is smooth and does not reveal any contour abnormalities.

The uterine myometrium shows homogeneous echotexture.

No evidence of leiomyoma is noted. No solid or cystic mass lesion is noted.

The endometrial echo is in the midline and measures 6.2m.

Left ovary in normal in size shape and echotexture.

A cyst of size 31x23mm seen in right ovary with internal echoes and septa.

Minimal free fluid in POD.

No evidence of obvious retroperitoneal or mesentric lymphadenopathy is seen.

IMPRESSION- Right ovarian hemorrhagic cyst

To be correlated clinically.

Dr.ANSHU K.SHARMA
MBBS,MD
CONSULTANT RADIOLOGIST

Dr.MANJEET SEHRAWAT
MBBS,MD,PDCC
CONSULTANT RADIOLOGIST



Dr. NEENA SIKKA
MBBS,DNB
CONSULTANT RADIOLOGIST



(This is only professional opinion and not the diagnosis, please correlate clinically)

Q Block, South City -II, Sohna Road, Sector-47, Gurgaon, Haryana

Ph.: 0124-4900000 (100 Lines), Toll Free No. : 1800-102-6767, Mob.: 62 62 82 82 35, Email: customer@parkhospital.in

Page 1 of 1

PARK GROUP OF HOSPITALS : West Delhi - Gurugram - Faridabad - Sonapat - Panipat - Karnal - Ambala - Patiala - Behror - Jaipur

10mm/mV

V3

SYNC V4

10mm/mV

V5

SYNC V6

ID : 0003

Name: *Mamta*

Sex: *Female*

Age: *84y1F*

8/4/23

HR	: 75	bpm
R-R	: 792	ms
P-R	: 135	ms
QRS	: 82	ms
QT/QTc	: 374/420	ms
P/QRS/T	: 51/71/26	°
RV5/SV1	: 0.980/0.830	mV
RV5+SV1	: 1.830	mV

--- Sinus Rhythm
--- Mid Left Axis Deviation

Unconfirmed report Verified by:

25mm/s 0.5-25Hz

10mm/mV

I

SYNC

II

III

10mm/mV

aVR

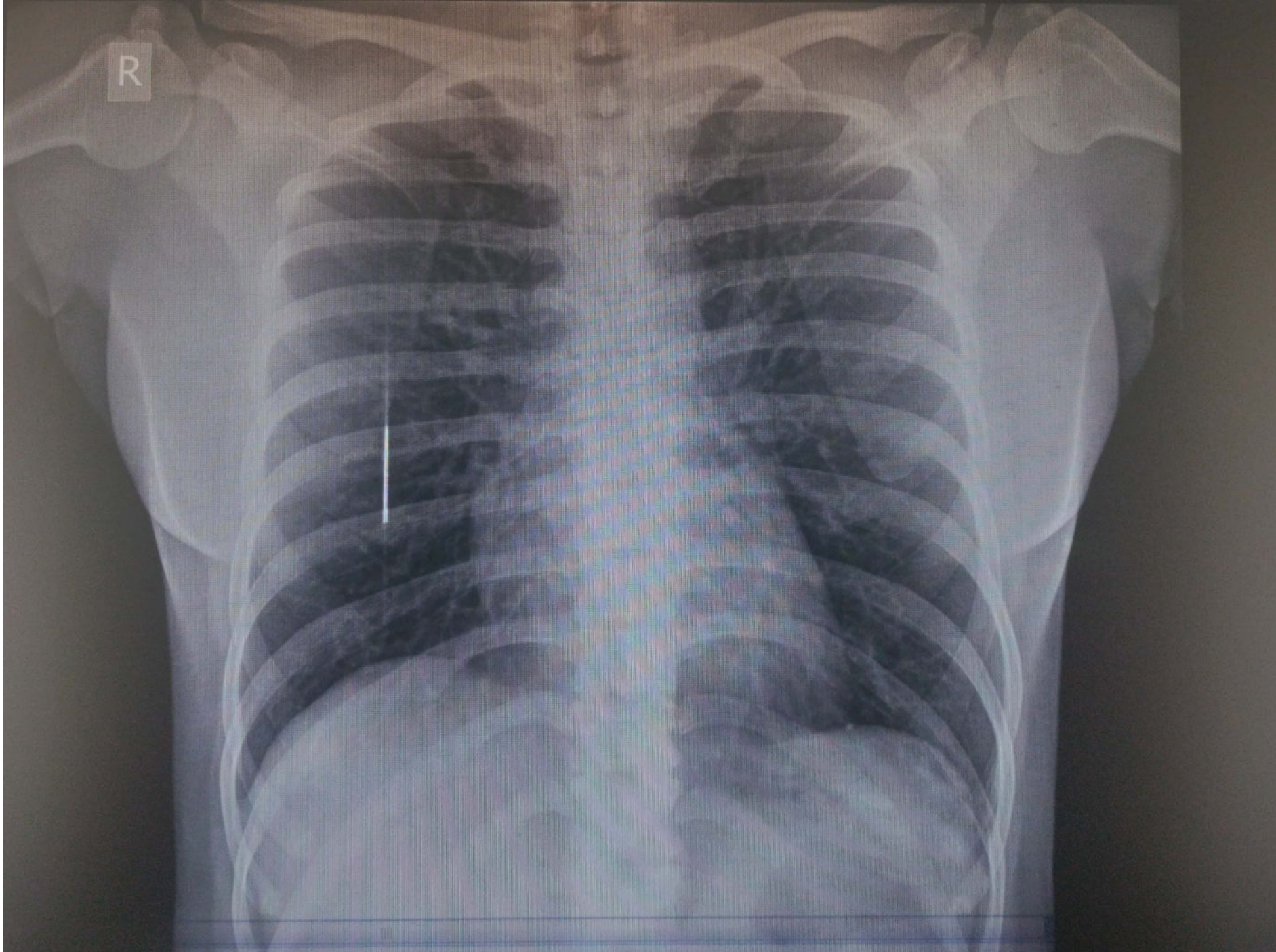
aVL

aVF

10mm/mV

V1

SYNC V2



MAMTA KUMARI 34Y F Female Chest AP REQ-240723704/8/2023 11:46:02 AM
PARK HOSPITAL, SOUTH CITY II, GURGAON, HARYANA

