



OPD Credit Bill

Name : Mrs.SHEELA DEVI
 Age/Sex : 37 YRS / Female
 MR No. : MR/22/001158
 Address : H.NO.-1845, WARD NO-03, VIKAS NAGAR,
 TEHSIL CAMP, -PANIPAT, INDIA

Contact No. : 9896919293
 Date : 12-Feb-2022 10:45 AM
 Credit Bill : OBL/21-22/00022739
 Doctor : DR. MUNISH KUMAR

Particulars	Units	Amount
Mediwheel Full Body Health Checkup Female Below 40 ()		1800.00
CARDIOLOGY		
2D ECHOCARDIOGRAPHY ()		
ECG CARDIO ()	1.00	
OPD CONSULTATION VISITS	1.00	
DR. AJIT SRIVASTAVA ()		
DR. BHARAT JINDAL ()	1.00	
PATHOLOGY	1.00	
BLOOD GROUP AND RH TYPE ()		
BLOOD SUGAR FASTING ()	1.00	
BLOOD UREA ()	1.00	
BSPP (BLOOD SUGAR PP) ()	1.00	
CREATININE SERUM ()	1.00	
LFT(LIVER FUNCTION TEST) ()	1.00	
LIPID PROFILE ()	1.00	
STOOL ROUTINE EXAMINATION ()	1.00	
URINE ROUTINE EXAMINATION ()	1.00	
SERUM URIC ACID ()	1.00	
COMPLETE HAEMOGRAM (CBC ESR) ()	1.00	
HBA1C ()	1.00	
THYROID PROFILE(T3, T4, TSH)TOTAL (1559)	1.00	
RADIOLOGY		
USG WHOLE ABDOMEN (UWA0)		
X RAY CHEST PA VIEW (ONE FILM) ()	1.00	
	1.00	
	Total	1800.00
	Discount	0.00
	Amount Paid	0
	Previous Bal.	0.00
	To Receive	1800.00

0.00

Sponsored By : Mediwheel Full Body Health Checkup
 12-Feb-2022 10:45 AM
 Prepared By : OMPAL
Thank You For Your Business.

Signature

Printed By : Mr. OMPAL

(This is only professional opinion and not the diagnosis, Please correlate clinically)


National Highway No. 1, G.T. Road, Panipat -132103 (Haryana) Tel.: 0180-6600000 E-mail : parkpanipat@gmail.com

Toll Free No.: 1800-102-6767 Visit us at : www.parkhospital.in

PARK GROUP OF HOSPITALS : West Delhi • South Delhi • Gurgaon • Karnal • Panipat • Hodal • Ambala • Behror

the **health** care providers

the **health** care providers



To,

The Coordinator,
Mediwheel (Arcofemi Healthcare Limited)
Helpline number: 011- 41195959

Dear Sir / Madam,

Sub: Annual Health Checkup for the employees of Bank of Baroda

This is to inform you that the following spouse of our employee wishes to avail the facility of Cashless Annual Health Checkup provided by you in terms of our agreement.

PARTICULARS OF HEALTH CHECK UP BENEFICIARY	
NAME	SHEELA DEVI
DATE OF BIRTH	10-08-1984
PROPOSED DATE OF HEALTH CHECKUP FOR EMPLOYEE SPOUSE	30-08-2021
BOOKING REFERENCE NO.	21S103099100003106S
SPOUSE DETAILS	
EMPLOYEE NAME	MR. KUMAR SANDEEP
EMPLOYEE EC NO.	103099
EMPLOYEE DESIGNATION	HEAD CASHIER "E" _II
EMPLOYEE PLACE OF WORK	BURSHAM
EMPLOYEE BIRTHDATE	25-11-1984

This letter of approval / recommendation is valid if submitted along with copy of the Bank of Baroda employee id card. This approval is valid from **27-08-2021** till **31-03-2022**. The list of medical tests to be conducted is provided in the annexure to this letter. Please note that the said health checkup is a **cashless facility** as per our tie up arrangement. We request you to attend to the health checkup requirement of our employee's spouse and accord your top priority and best resources in this regard. The EC Number and the booking reference number as given in the above table shall be mentioned in the invoice, invariably.

We solicit your co-operation in this regard.

Yours faithfully,

Sd/-

Chief General Manager
HRM Department
Bank of Baroda

(Note: This is a computer generated letter. No Signature required. For any clarification, please contact Mediwheel (Arcofemi Healthcare Limited))



नाम: Sandeep Kumar
Name:

कर्मचारी कुट अ. 103099
E. C. No.

Sandeep Kumar

Sandeep Kumar

सहायक क्षेत्रीय प्रशासक (एम) सीएचडी
Assisting Authority DRM (CM) CHD Region



धारक का हस्ताक्षर
Signature of Holder

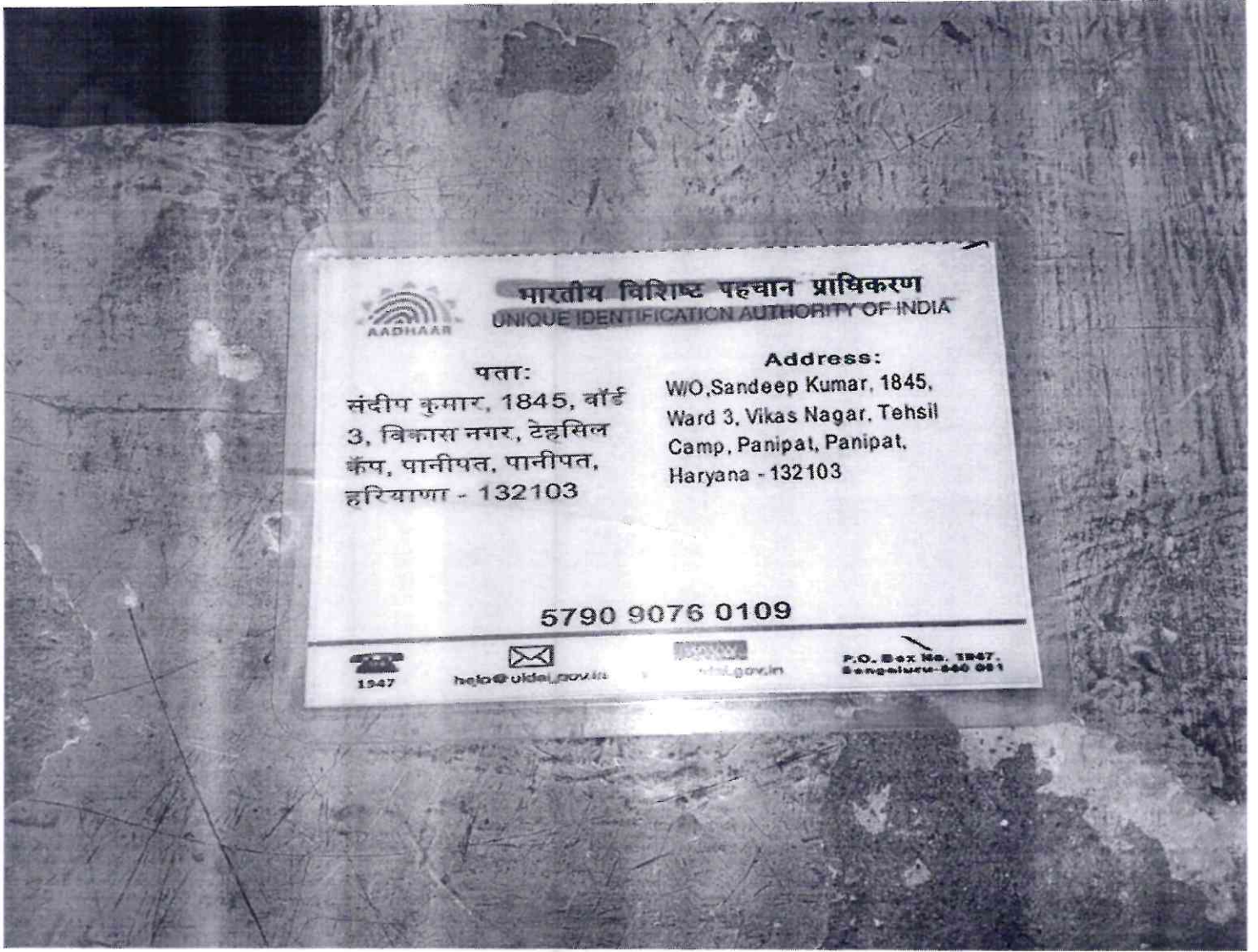
आपके वरिष्ठ अधिकारी को सूचित
करके वापस ले जाएं।
आ. क्षेत्र प्रशासक (सुरक्षा)
सी-26, 0-ब्लॉक, बंदरा-कुर्ला कॉम्प्लेक्स
मुंबई 400 051, भारत
फोन: 91 22 6000 5100 (44) / 91 22 2902 5747

If found, please return to:
Asst. General Manager (Security)
Bank of Baroda, Baroda Corporate Center
C-26, 0-Block, Bandra-Kurla Complex
Mumbai 400 051, India
Phone: 91 22 6000 5100, Fax 91 22 2902 5747

रक्त समूह / Blood Group : O+

चिह्नित चिह्न
Identification Mark : Wound mark on chin







011-41195959 Email: wellness@mediwheel.in

Dear Sheela Devi,

Please find the confirmation for following request.

Booking Date : 27-01-2022
Package Name : Medi-Wheel Full Body Health Checkup Female Below 40
Name of Diagnostic/Hospital : Park Hospital-panipat
Address of Diagnostic/Hospital : National Highway No. 1, Village -- Siwah
Contact Details : 1806600000
City : Panipat
State : Haryana
Pincode : 132103
Appointment Date : 12-02-2022
Confirmation Status : Confirmed
Preferred Time : 09:30:AM
Comment : APPOINTMENT TIME 9:30 AM

Instructions to undergo Health Check:

1. Please ensure you are on complete fasting for 10-To-12-Hours prior to check.
2. During fasting time do not take any kind of medication, alcohol, cigarettes, tobacco or any other liquids (except Water) in the morning.
3. Bring urine sample in a container if possible (containers are available at the Health Check centre).
4. Please bring all your medical prescriptions and previous health medical records with you.
5. Kindly inform the health check reception in case if you have a history of diabetes and cardiac problems.

For Women:

1. Pregnant Women or those suspecting are advised not to undergo any X-Ray test.
2. It is advisable not to undergo any Health Check during menstrual cycle.

Request you to reach half an hour before the scheduled time.

In case of further assistance, Please reach out to Team Mediwheel.

Diagnosics S. No.	: LSHHI574407	MR No.	: MR/22/001158
Patient Name	: Mrs. SHEELA DEVI	Doctor	: Dr. MUNISH KUMAR
Age/Sex	: 37 YRS Sex : Female	Reporting Date/Time	: 14-Feb-2022 04:16 PM
Visit Date & Time	: 12-Feb-2022 10:45 AM		
OPD/IPD	: OPD	IPD No	:

ULTRASOUND

USG Abdomen (FEMALE)

LIVER:-

Liver appear normal in size. It shows normal echotexture. Intra hepatic biliary radicals appear normal. Portal vein diameter appears normal.

GALL BLADDER:-

Gall bladder is partially distended with normal wall thickness. No evidence of calculus or mass lesion is noted. No peri-cholecystic fluid seen. CBD normal in size.

PANCREAS:-

Visualised pancreas is normal in size and echopattern. No e/o mass lesion or calculi noted. **The body of panceas showinh oedema.**

Kidneys:-

Both kidneys appear normal in size, shape and echopattern with normal cortical echogenecity and maintained cortico-medullary differentiation.

SPLEEN:-

Spleen is normal in size (12 cm).

Urinary bladder:-

Urinary bladder is adequately distended with normal wall thickness. No evidence of intraluminal calculus or mass lesion is noted.

PELVIS

Uterus is normal in size, outline and echotexture. Endometrium measures 3.4 mm and is normal.

B/L ovaries are normal in size, outline and echotexture.

No adnexal mass lesion seen.

No free fluid seen in the abdomen and pelvis.

USG WHOLE ABDOMEN REVEALS: Normal study.

ADV:- Amylase lipase.

Please correlate clinically.

Reeshika Verma

Diagnostics S. No. : LSHHI574407	MR No. : MR/22/001158
Patient Name : Mrs. SHEELA DEVI	Doctor : Dr. MUNISH KUMAR
Age/Sex : 37 YRS Sex : Female	Reporting Date/Time : 14-Feb-2022 04:16 PM
Visit Date & Time : 12-Feb-2022 10:45 AM	
OPD/IPD : OPD	IPD No :


X RAY

RADIOGRAPH CHEST (PA VIEW)

Bilateral lung parenchyma appear normal.
The hilar shadows are normal.
Both domes of diaphragm show normal position and appearance.
Both costophrenic angles are sharp.
Cardia is normal.
The mediastinal silhouette appears normal.
The bony thoracic cage does not show obvious abnormality.

Correlate clinically

DR. TEJENDER KHARBANDA
ULTRASONOLOGIST (HN2) (S2)HMC


Dr. Akash K. Chaurasia
Consultant Radiologist
(HMC-9919)

This is only radiological professional opinion & not a final diagnosis. Xray,USG, CT, MRI also has its limitations ,therefore the report should be interpreted in correlation with clinical & pathological findings.



Diagnostics S. No.	: LSHHI574407	MR No.	: MR/22/001158
Patient Name	: Mrs. SHEELA DEVI	Doctor	: Dr. MUNISH KUMAR
Age/Sex	: 37 YRS Sex : Female	Date & Time	: 12-Feb-2022 10:45 AM
OPD/IPD	: OPD	Sample Collection	: 12-Feb-2022 11:21 AM
IPDNo	:	Reporting Date/Time	: 15-Feb-2022 01:05 PM
		ReferDoctor	:

HAEMATOLOGY

HBA1C INVESTIGATION	RESULT	UNIT	BIOLOGICAL REFERENCE INTERVAL
HBA1C WHOLE BLOOD(Turbidometric)	5.50	%	4.6-6.2

Diabetis.

6-7 -good control.

7-8 weak control

> 8 poor control

LAB TECHNICIAN

Dr. Bharat Jindal
MD (Pathology)

(This is only professional opinion and not the diagnosis, Please correlate clinically)



Diagnostics S. No. : LSHHI574407	MR No. : MR/22/001158
Patient Name : Mrs. SHEELA DEVI	Doctor : Dr. MUNISH KUMAR
Age/Sex : 37 YRS Sex : Female	Date & Time : 12-Feb-2022 10:45 AM
OPD/IPD : OPD	Sample Collection : 12-Feb-2022 11:21 AM
IPDNo :	Reporting Date/Time : 12-Feb-2022 12:54 PM
	Refer Doctor :

TSH 1.86 0.13-6.33 ulU/mL

CLINICAL PATHOLOGY

URINE ROUTINE EXAMINATION

VOLUME	20	5-100	ml
COLOUR	P YELLOW	0-	
APPEARANCE	CLEAR	-	
URINE pH	7.0	-	
SP.GRAVITY	1.030	1.005-1.035	
URINE ALBUMIN	NIL	-	
URINE SUGAR	NIL	-	
PUS CELLS	2-3	1-2	/HPF
URINE RBC	NIL	0-1	/HPF
EPITHELIAL CELLS	1-2	2-3	/HPF
CASTS	NIL	-	

(This is only professional opinion and not the diagnosis, Please correlate clinically)



Diagnosics S. No. : LSHHI574407	MR No. : MR/22/001158
Patient Name : Mrs. SHEELA DEVI	Doctor : Dr. MUNISH KUMAR
Age/Sex : 37 YRS Sex : Female	Date & Time : 12-Feb-2022 10:45 AM
OPD/IPD : OPD	Sample Collection : 12-Feb-2022 11:21 AM
IPDNo :	Reporting Date/Time : 12-Feb-2022 12:54 PM
	ReferDoctor :

ESR 14 0-20 mm/1sthr

BIO-CHEMISTRY

CREATININE SERUM

CREATININE 0.7 0.6-1.4 mg/dl

LFT(LIVER FUNCTION TEST)

BILIRUBIN (TOTAL) 0.9 0.1-1.2 mg/dl

BILIRUBIN DIRECT 0.3 0.0-0.3 mg/dl

BILIRUBIN INDIRECT 0.6 0.1-0.9 mg/dl

SGOT (AST) 25 0-40.0 IU/L

SGPT (ALT) 23 0-40 IU/L

ALK.PHOSPHATASE 88 39-137 IU/L

TOTAL PROTEIN 7.4 - gm/dl

ALBUMIN 4.3 3.20-5.0 gm/dl

GLOBULIN 3.1 2.30-3.80 gm/dl

LIPID PROFILE

TOTAL CHOLESTEROL 165 120-220 mg/dL

TRIGLYCERIDE H **181** 60-160 mg/dL

HDL-CHOLESTEROL 39.2 35-60 mg/dL

LDL CHOLESTEROL 75.4 0-130 mg/dL

VLDL 36.2 0-40 mg/dL

CYTOLOGY

SERUM URIC ACID

URIC ACID L **2.9** 3.0-7.2 mg/dl

IMMUNOLOGY

THYROID PROFILE(T3, T4, TSH)TOTAL

T3 155.0 60-181 ng/dl

T4 11.0 4.5-12.6 ug/dl

(This is only professional opinion and not the diagnosis, Please correlate clinically)

National Highway No. 1, G.T. Road, Panipat -132103 (Haryana) Tel.: 0180-6600000 E-mail : parkpanipat@gmail.com
Toll Free No.: 1800-102-6767 Visit us at : www.parkhospital.in

PARK GROUP OF HOSPITALS : West Delhi • South Delhi • Gurgaon • Karnal • Panipat • Hodal • Ambala • Behror



Diagnostics S. No. : LSHHI574407	MR No. : MR/22/001158
Patient Name : Mrs. SHEELA DEVI	Doctor : Dr. MUNISH KUMAR
Age/Sex : 37 YRS Sex : Female	Date & Time : 12-Feb-2022 10:45 AM
OPD/IPD : OPD	Sample Collection : 12-Feb-2022 11:21 AM
IPDNo :	Reporting Date/Time : 12-Feb-2022 12:54 PM
	ReferDoctor :

BIO-CHEMISTRY

Test Name	Status	Result	Biological Reference Interval	Unit
<u>BLOOD GROUP And RH TYPE</u>				
ABO		"O"	-	
RH		POSITIVE	-	
<u>BLOOD SUGAR FASTING</u>				
BLOOD SUGAR FASTING		98	70-110	mg/dl
<u>BLOOD UREA</u>				
BLOOD UREA		21	10.0-45.0	mg/dl
<u>BSPP (BLOOD SUGAR PP)</u>				
BLOOD SUGAR PP		108	-	

HAEMATOLOGY

COMPLETE HAEMOGRAM (CBC ESR)

HB	L	10.8	11.5-16.0	
TLC (Total Leucocyte Count)		6300	4000-11000	/cumm
NEUTROPHILS	L	42	45-75	%
LYMPHOCYTES		45	20-45	%
EOSINOPHILS		03	0-6	%
MONOCYTES		10	02-10	%
RBC	L	3.52	3.8-5.5	Millions/cmm
PCV/HAEMATOCRIT	L	33.8	35-45	%
MCV		96	76-96	fl
MCH		28.3	27-31	Picogram
MCHC		32.0	30-35	gm/dl
PLATELET COUNT		2.77	1.5-4.5	Lakh/cmm

Signature

(This is only professional opinion and not the diagnosis, Please correlate clinically)

National Highway No. 1, G.T. Road, Panipat -132103 (Haryana) Tel.: 0180-6600000 E-mail : parkpanipat@gmail.com
Toll Free No.: 1800-102-6767 Visit us at : www.parkhospital.in

PARK GROUP OF HOSPITALS : West Delhi • South Delhi • Gurgaon • Karnal • Panipat • Hodal • Ambala • Behror