

Dr. Vandana G. Powar M.B.B.S., D.C.P.
Consultant Pathologist



PARTH
PATHOLOGY LABORATORY
(Computerized)

LAB - Shop No. 7, "Diwan Towers" Mangalwar Poth, Near Mirajkar Tikli, Opp. Nutan Marathi
High School, Kolhapur. Mob. 9158529408, 9422047480, 9921285167

Name : - Narayan Goud

Age : - 60 / Male.

Height : - 164

Weight : - 63

Bp : - 138 / 87

P : - 88

Dr. Vandana G. Powar
M.B.B.S., D.C.P.
Reg No 58137



PATHOLOGIST

DR. VANDANA POWAR
M.B.B.S., D.C.P.

All Biochemistry Tests Done By Computerised Auto Analyser

HAEMATOLOGY | CLINICAL PATHOLOGY | BIOCHEMISTRY | SEROLOGY | MICROBIOLOGY | HISTOPATHOLOGY

24 Hours Emergency Service

Home Service Available

Scanned with OKEN Scanner



भारत सरकार
GOVERNMENT OF INDIA



नारायण पण्डित गौड़
Narayan Pandit Goud
जन्म वर्ष / Year of Birth : 1962
पुरुष / Male



2386 2173 2183

आधार — सामान्य माणसाचा अधिकार

[Handwritten signature]
14

[Handwritten signature]

Dr. Vandana G. Powar
M.B.B.S., D.C.P.
Reg No. 68137





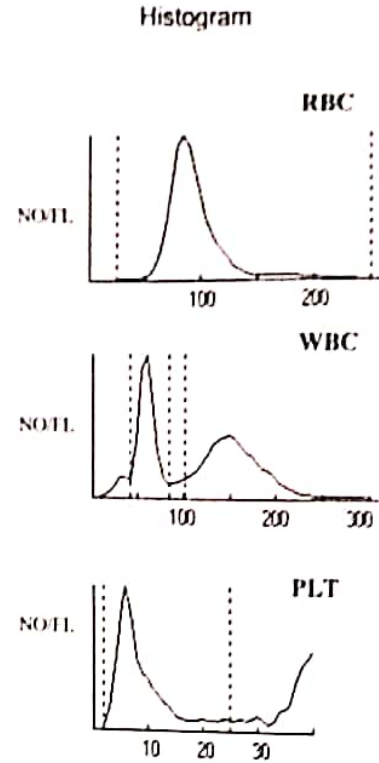
B - Shop No. 7, "Diwan Towers" Mangalwar Peth, Near Mirajkar Tikli, Opp. Nutan Marathi High School, Kolhapur. Mob. 9158529408, 9422047480, 9921285167

NAME : MR. NARAYAN GOUD
REF BY : Dr. MEDIWHEEL LIFE INS

DATE : 05/08/2022 PL.NO. : 201 05082
AGE : 60. Yrs. SEX : M

HAEMOGRAM WITH INDICES

Test	Result	Units	Normal Range
Haemoglobin	- 14.1	g/dl	14-18
RBC Count	- 5.31	millions / cu-mm	4.5 - 6.5
PCV	- 47.3	%	40 - 54
MCV	- 89.1	fL	80 - 96
MCH	- 26.6	Pg	27 - 33
MCHC	- 29.8	gm/dl	33 - 36
RDW CV	- 12.6	%	11.0 - 14.5
WBC Count	- 7700	/cumm	4000 - 11000
Neutrophils	- 55	%	40 - 75
Lymphocytes	- 40	%	20 - 40
Eosinophils	- 03	%	1 - 6
Monocytes	- 02	%	2-10
Basophils	- 00	%	0 - 1
Platelet Count	- 150000	/ul	150000 - 450000
MPV	- 8.4	fL	7.4 - 10.4
PDW	- 10.0	%	8-12
P-LCR	- 18.8	%	15-35
RBC Morphology	- Normochromic, Normocytic.		
WBC Morphology	- Within Normal Limits		
Platelets	- Reduced		



Dr. Vandana G. Powar
M.B.B.S., D.C.P.
Reg. No. 68137

PATHOLOGIST

[Signature]

DR. VANDANA POWAR
M.B.B.S., D.C.P.

All Biochemistry Tests Done By Computerised Auto Analyser

HAEMATOLOGY | CLINICAL PATHOLOGY | BIOCHEMISTRY | SEROLOGY | MICROBIOLOGY | HISTOPATHOLOGY

24 Hours Emergency Service

Home Service Available



B - Shop No. 7, "Diwan Towers" Mangalwar Peth, Near Mirajkar Tikli, Opp. Nutan Marathi High School, Kolhapur. Mob. 9158529408, 9422047480, 9921285167

PT. NAME : MR. NARAYAN GOUD
REF. BY : DR. MEDIWHEEL LIFE INS

DATE : 05/08/2022
AGE : 60 Yrs. SEX : M
PT. NO. : 201 050822

BIOCHEMISTRY TEST REPORT

			<u>Normal Range</u>
Fasting Plasma Glucose	: 93.9	mg/dl	60-110 mg/dl
Fasting Urine Glucose	: Absent		Absent
2 Hrs. Plasma Glucose	: 113.2	mg/dl	90-140 mg/dl
2 Hrs. Urine Glucose	: Absent		Absent
CHOLESTEROL	: 156.2	mg/dl	0-250 mg/dl
HDL Cholesterol	: 33.0	mg/dl	30 - 70 mg/dl
S. Triglycerides	: 98.3	mg/dl	0-170 mg/dl
LDL Cholesterol	: 103.5	mg/dl	60 - 150 mg/dl
TC/HDLC Ratio	: 4.7		0 - 5
LDLC/HDLC Ratio	: 3.1		2.5 - 3.5

Dr. Vandana G. Powar
M.B.B.S., D.C.P.

Reg. No 68137
PATHOLOGIST



[Signature]
DR. VANDANA POWAR
M.B.B.S., D.C.P.

All Biochemistry Tests Done By Computerised Auto Analyser

HAEMATOLOGY | CLINICAL PATHOLOGY | BIOCHEMISTRY | SEROLOGY | MICROBIOLOGY | HISTOPATHOLOGY

24 Hours Emergency Service

Home Service Available



Scanned with OKEN Scanner

Dr. Vandana G. Powar M.B.B.S., D.C.P.
Consultant Pathologist



PARTH
PATHOLOGY LABORATORY
(Computerised)

B - Shop No. 7, "Diwan Towers" Mangalwar Peth, Near Mirajkar Tikli, Opp. Nutan Marathi
High School, Kolhapur. Mob. 9158529408, 9422047480, 9921285167

PT.NAME : MR. NARAYAN GOUD
REF. BY : DR. MEDIWHEEL LIFE INS

DATE : 05/08/2022
AGE : 60 Yrs. SEX : M
PT.NO. : 201 050822

BIOCHEMISTRY TEST REPORT

			<u>Normal Range</u>
S. Creatinine	: 0.9	mg/dl	0.7 - 1.4 mg/dl
Blood Urea	: 28.1	mg/dl	12-42 mg/dl
Blood Urea Nitrogen	: 13.13	mg/dl	5 - 21 mg/dl
S. Uric acid	: 4.7	mg/dl	3.5 -7.2 mg/dl

Dr. Vandana G. Powar
M.B.B.S., D.C.P.
Reg. No 68137



PATHOLOGIST

[Signature]
DR. VANDANA POWAR
M.B.B.S., D.C.P.

All Biochemistry Tests Done By Computerised Auto Analyser

HAEMATOLOGY | CLINICAL PATHOLOGY | BIOCHEMISTRY | SEROLOGY | MICROBIOLOGY | HISTOPATHOLOGY

24 Hours Emergency Service

Home Service Available

Dr. Vandana G. Powar M.D.B.S., D.C.P.
Consultant Pathologist



PARTH
PATHOLOGY LABORATORY
(Computerised)

B - Shop No. 7, "Diwan Towers" Mangalwar Peth, Near Mirajkar Tikli, Opp. Nutan Marathi High School, Kolhapur. Mob. 9158529408, 9422047480, 9921285167

PT.NAME : MR. NARAYAN GOUD
REF. BY : DR. MEDIWHEEL LIFE INS

DATE : 05/08/2022
AGE : 60 Yrs. SEX : M
PT.NO. : 201 050822

BIOCHEMISTRY TEST REPORT

			<u>Normal Range</u>
S. Bilirubin (Total)	: 0.28	mg/dl	0 - 1.0 mg/dl
S. Bilirubin (Direct)	: 0.12	mg/dl	0 - 0.25 mg/dl
S. Bilirubin (Indirect)	: 0.16	mg/dl	0 - 0.75 mg/dl
S.G.O.T	: 28.6	IU/L	5-40 IU/L
S.G.P.T	: 14.5	IU/L	5-40 IU/L
S. Alkaline Phosphatase	: 97.7	IU/L	37 - 147 IU/L
Total Proteins	: 7.8	g/dl	6.6 - 8.3 g/dl
S. Albumin	: 4.9	g/dl	3.5 - 5.0 g/dl
S. Globulin	: 2.9	g/dl	1.5 - 3 g/dl
A/G Ratio	: 1.7 : 1		0.90 - 2.00

Dr. Vandana G. Powar
M.B.B.S., D.C.P.
Reg No 68137



PATHOLOGIST

[Signature]
DR. VANDANA POWAR
M.B.B.S., D.C.P.

All Biochemistry Tests Done By Computerised Auto Analyser

HAEMATOLOGY | CLINICAL PATHOLOGY | BIOCHEMISTRY | SEROLOGY | MICROBIOLOGY | HISTOPATHOLOGY

24 Hours Emergency Service

Home Service Available

AB - Shop No. 7, "Diwan Towers" Mangalwar Peth, Near Mirajkar Tikli, Opp. Nutan Marathi High School, Kolhapur. Mob. 9158529408, 9422047480, 9921285167

PT.NAME : MR. NARAYAN GOUD
REF. BY : DR. MEDIWHEEL LIFE INS

DATE : 05/08/2022
AGE : 60 Yrs. SEX : M
PT.NO. : 201 050822

EXAMINATION OF URINE

Normal Range

PHYSICAL EXAMINATION

Quantity	: 05 ml	
Colour	: Pale Yellow	
Appearance	: Clear	
Deposit	: Absent	
Reaction (pH)	: Acidic	
Specific Gravity	: 1.024	1.003 - 1.035

CHEMICAL EXAMINATION

Proteins	: Absent	
Glucose	: Absent	
Ketone Bodies	: --	
Bile Salts	: Absent	Absent
Bile Pigments	: Absent	Absent
Urobilinogen	: --	
Occult Blood	: Absent	

MICROSCOPIC EXAMINATION

Epithelial Cells	: 1 - 2	/hpf
Pus Cells	: 2 - 3	/hpf
Red Blood Cells	: Absent	/hpf
Casts	: Absent	
Crystals	: Absent	
Amorphous Deposits	: Absent	

OTHER FINDINGS

Yeast Cells	: Absent
Trichomonas vaginalis	: Absent
Bacteria	: Absent
Mucus Threads	: Absent
Spermatozoa	: Absent

Dr. Vandana G. Powar
M.B.B.S., D.C.P.
Reg No. 68137



PATHOLOGIST

DR. VANDANA POWAR
M.B.B.S., D.C.P.

All Biochemistry Tests Done By Computerised Auto Analyser

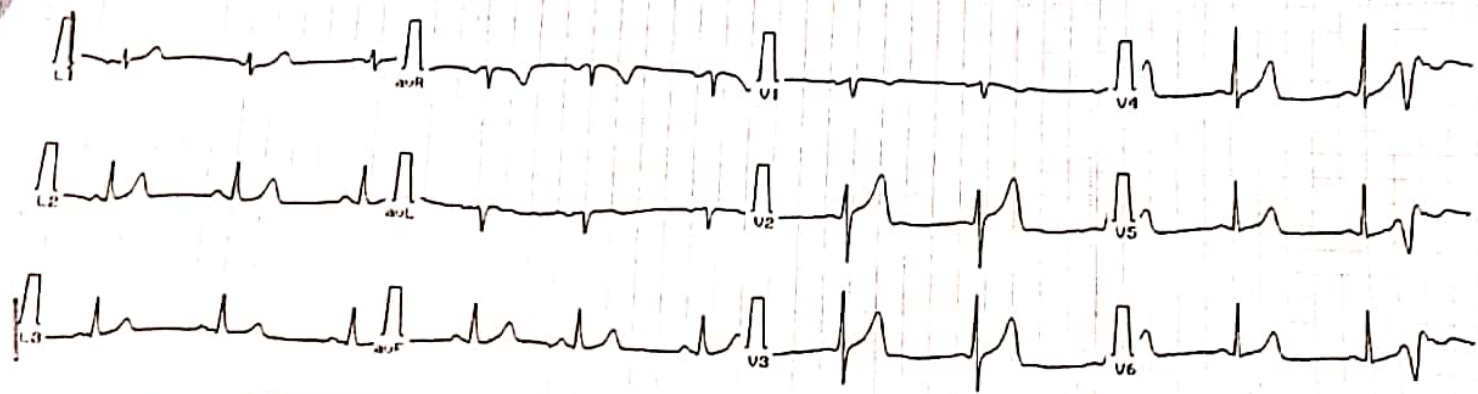
HAEMATOLOGY | CLINICAL PATHOLOGY | BIOCHEMISTRY | SEROLOGY | MICROBIOLOGY | HISTOPATHOLOGY

24 Hours Emergency Service

Home Service Available

High School, Kolhapur. Mob. 9158529408, 9422047480, 9921285167

Name _____ Age _____ M/F _____ 10mm/mV 25mm/s 0.1-35 Hz BLC 63bpm



CLARITY TEST LAB

11:33:22

Name Narayan Goud

Age 60 Yrs. Ht _____ cms. Wt _____ Kg

Sex M/F m BP _____ mmHg

Interpretation Report For ADULT

Sinus Rhythm
Normal ECG

Heart Rate: 60 BPM

P 87 QRS 80 PQ 131 QT 383 QTc 383

QT/QTc 101 QT/RR 38

P Axis 33° QRS Axis 30° T Axis 10°

05/08/2022



Dr. Vandana G. Powar
MBBS, D.C.P.
Reg No 68137

Unconfirmed Report
Dr:

phy Clinic

TEL. 2542012

Dr. Vandana G. Powar
MBBS, D.C.P.
Reg No 68137

OLOGIST

PS: Not for medico legal purposes.

Dr. Vandana G. Powar MBBS, DCP
Consultant Pathologist



PARTH
PATHOLOGY LABORATORY
(Computerised)

No. 7, "Diwan Towers" Mangalwar Peth, Near Mirajkar Tikli, Opp. Nutan Marathi
High School, Kolhapur. Mob. 9158529408, 9422047480, 9921285167

05/08/2022

THE ECG OF CLIENT – MR. NARAYAN GOUD


IS WITHIN NORMAL LIMITE

NO ABNORMAL FINDINGS ARE DETECTED .



Dr. Vandana G. Powar
M.B.B.S., D.C.P.
Reg No. 68137

PATHOLOGIST



DR. VANDANA POWAR
MBBS DCP

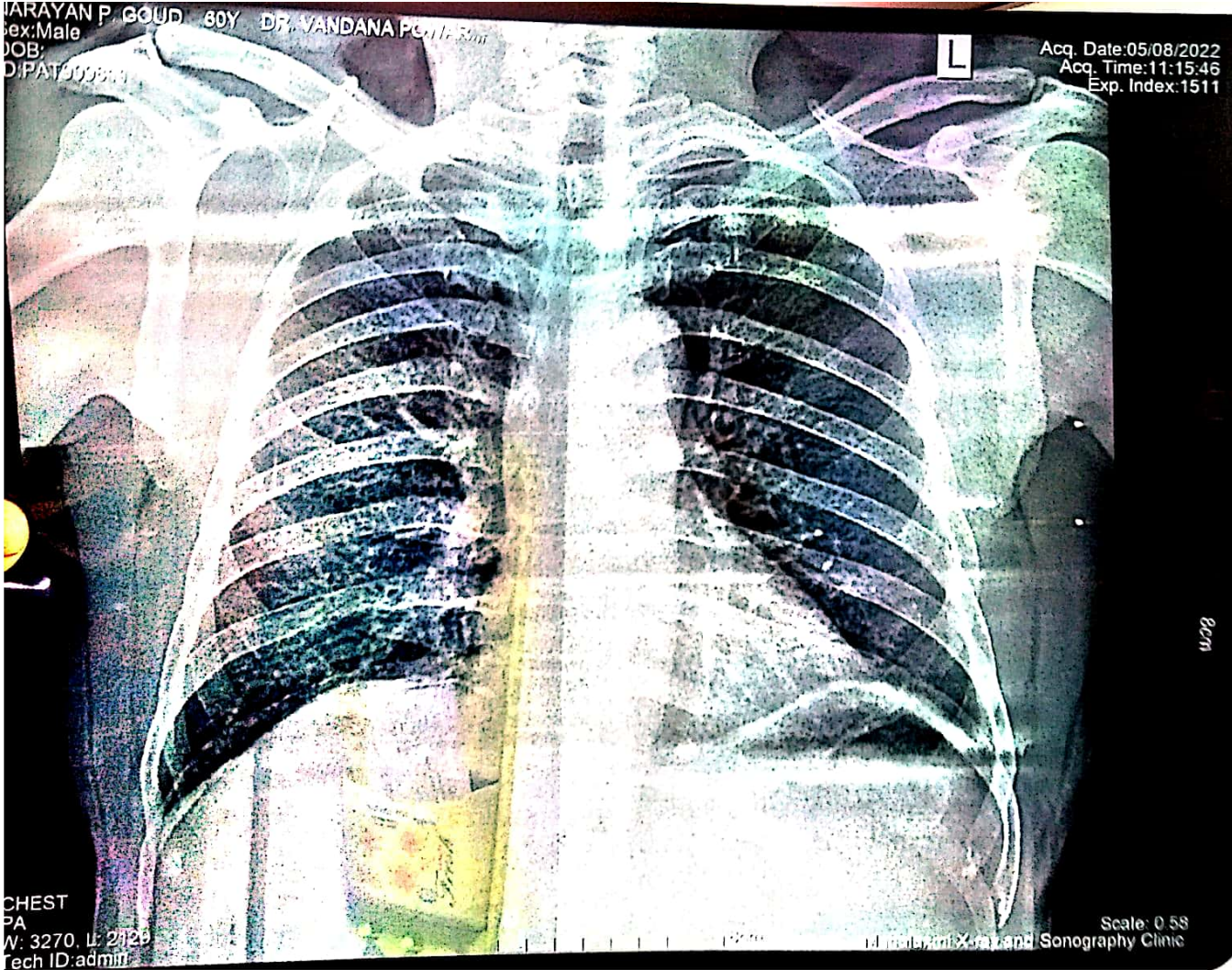
All Biochemistry Tests Done By Computerised Auto Analyser

EMATOLOGY | CLINICAL PATHOLOGY | BIOCHEMISTRY | SEROLOGY | MICROBIOLOGY | HISTOPATHOLOGY

24 Hours Emergency Service

Home Service Available

 Scanned with OKEN Sc



NARAYAN P GOUD 80Y
Sex: Male
DOB:
DIPAT000811

DR. VANDANA PC

L

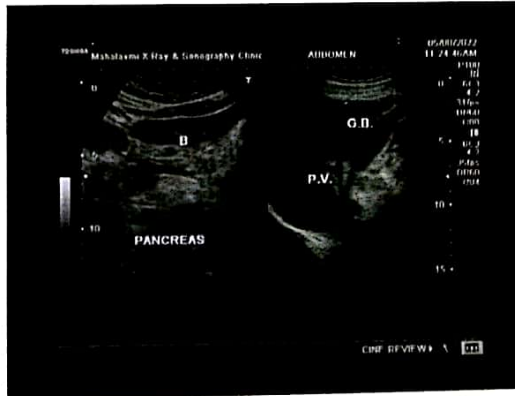
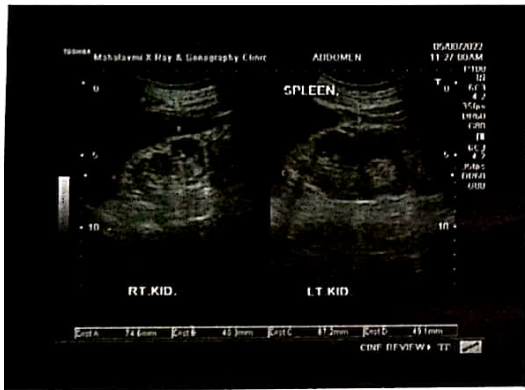
Acq. Date: 05/08/2022
Acq. Time: 11:15:46
Exp. Index: 1511

CHEST
PA
W: 3270, L: 2128
Tech ID: admin

Scale: 0.58
Sonography Clinic

90°

Scanned with OKEN Scanner



August 5, 2022

Name : Mr. Narayan Pandit Goud M / 60 yrs
Ref. by : Dr. Vandana Powar.

Ultrasonography of Abdomen: [documented]

LIVER: is normal in size with normal texture. The intrahepatic biliary radicles are normal.

GALL BLADDER: shows normal size, wall and lumen.

PORTA HEPATIS: The portal vein and the common ducts are normal in caliber.

PANCREAS: The size, echotexture and contour of pancreas is normal.

SPLEEN: shows normal in size with normal texture.

KIDNEYS: show normal position & echotexture with no hydronephrosis or calculi.
The renal contour is lobulated on both sides.

The right kidney measures 75 x 40 mm and the left measures 87 x 49 mm.

The ureters are not dilated.

The abdominal aorta, the I.V.C. and the pre and para aortic regions appear normal.

There is no ascites. No abnormal bowel could be seen.

There is no evidence or inguinal hernia on both sides.

URINARY BLADDER shows normal wall and lumen.

The full bladder volume is 220 ml

The estimated weight of the prostate gland is 26 gm.

The post void bladder residue is not significant – 6ml.

Impression: 1. Altered renal morphology – lobulated contours and small size of the right kidney.

2. Mild prostatomegaly.

X-Ray Chest, P.A. view

The lung fields are normal. The lung markings are normal.

The hilar shadows are normal. The mediastinum and the pulmonary vascularity are normal. The cardio thoracic ratio is 48%

The domes and the angles of diaphragm show no abnormality.

Impression : No significant abnormality detected.


Vishram Mehta.



nbabai
mple...



Google

Kolhapur, Maharashtra, India

Binkhabhi Ganesh mandir road mirajakar tikti vitthal Plaza,
M6VF+3PR, Mangalwar Peth, C Ward, Kolhapur, Maharashtra 416002,
India

Lat 16.692814°

Long 74.224306°

05/08/22 08:56 AM



Scanned with OKEN Scanner