




PARKLINE DIAGNOSTICS PVT. LTD.

L.G. 3, 4 & 5, Bhuvana Towers, S.D. Road, Secunderabad - 500 003 Tel :+91 40-2784 5852, 6649 1787
Fax : +91 40 2784 7864 Email parklinediagnostics@gmail.com www.parklinediagnostics.com



NABL Accredited
Certificate No.MC-2566

TEST REPORT

Name	: MR.MUDIGONDA SRI GIRI NADH [SPOUSE]	TID/SID	: UMR0661044/ 23046720
Age / Gender	: 51 Years / Male	Registered on	: 12-Jan-2022 / 07:40 AM
Ref.By	: -	Collected on	: 12-Jan-2022 / 07:43 AM
Req.No	:  BIL1668396	Reported on	: 12-Jan-2022 / 13:25 PM
		Reference	: Medi Wheel

DEPARTMENT OF CLINICAL PATHOLOGY

Complete Urine Examination (CUE), Urine

Investigation	Observed Value	Units	Biological Reference Interval
Colour Method:Photo detectors(instrument)	Yellow		Light Yellow
Appearance Method:Photo diode array sensor	Clear		Clear
Specific gravity Method:Ion concentration/colour indicator	1.005		1.003-1.030
Reaction and pH Method:Double Indicator	6.0		5.0-8.0
Protein Method:Protein Error of pH indicators	Negative		Negative
Glucose Method:Double sequential enzymatic/GOD-PAP	0.5 G%		Negative
Urobilinogen Method:Reagent strip/Reflectance photometry	Negative	mg%	0.2-1.0
Ketones Method:Strip method/Nitroprusside method	Negative		Negative
Blood Method:Peroxidase	Negative		Negative
Bile Salt Method:Hays Method	Negative		Negative
Bile Pigment Method:Fouchets Method	Negative		Negative
Microscopic Examination			
Pus cells (leukocytes) Method:Microscopy Of Sediment	1 - 2	/hpf	0-5
RBC (erythrocytes) Method:Microscopy Of Sediment	Nil	/hpf	0-2
Epithelial cells Method:Microscopy Of Sediment	Nil	/hpf	0-8
Crystals Method:Microscopy Of Sediment	Nil	/lpf	Nil

The Test marked with *are not accredited by NABL.

Lab Timings (Weekdays) : 7.00 am to 8.30 pm
Sundays & Holidays : 7.00 am to 1.00 pm

Radiologists Timings(Weekdays) : 7.30 am to 1.30 pm
& 5.45 pm to 7.45 pm
Sundays & Holidays : 7.30 am to 9.30 am



PARKLINE DIAGNOSTICS PVT. LTD.


L.G. 3, 4 & 5, Bhuvana Towers, S.D. Road, Secunderabad - 500 003 Tel :+91 40-2784 5852, 6649 1787

Fax : +91 40 2784 7864 Email parklinediagnostics@gmail.com www.parklinediagnostics.com



NABL Accredited
Certificate No.MC-2566

TEST REPORT

Name : **MR.MUDIGONDA SRI GIRI NADH [SPOUSE]** TID/SID : UMR0661044/ 23046720
 Age / Gender : 51 Years / Male Registered on : 12-Jan-2022 / 07:40 AM
 Ref.By : - Collected on : 12-Jan-2022 / 07:43 AM
 Req.No  Reported on : 12-Jan-2022 / 13:25 PM
 BIL1668396 Reference : Medi Wheel

DEPARTMENT OF CLINICAL PATHOLOGY

Complete Urine Examination (CUE), Urine

Investigation	Observed Value	Units	Biological Reference Interval
Casts Method:Microscopy Of Sediment	Nil	/lpf	Nil
Others Method:Microscopy Of Sediment	Nil		Nil

* Sample processed at Parkline

--- End Of Report ---

Dr.Jyothi Kiranmai
Regd. No: 52272
MD PATHOLOGY

The Test marked with *are not accredited by NABL.

Page 2 of 18

Lab Timings (Weekdays) : 7.00 am to 8.30 pm

Sundays & Holidays :7.00 am to 1.00 pm

Radiologists Timings(Weekdays) : 7.30 am to 1.30 pm

& 5.45 pm to 7.45 pm

Sundays & Holidays

: 7.30 am to 9.30 am

Free Home Visit for Sample Collection.

Call : 7995421787, 7093445852,8121147282, 9885202212




PARKLINE DIAGNOSTICS PVT. LTD.

L.G. 3, 4 & 5, Bhuvana Towers, S.D. Road, Secunderabad - 500 003 Tel : +91 40-2784 5852, 6649 1787
Fax : +91 40 2784 7864 Email parklinediagnostics@gmail.com www.parklinediagnostics.com



NABL Accredited
Certificate No.MC-2566

TEST REPORT

Name : **MR.MUDIGONDA SRI GIRI NADH [SPOUSE]** TID/SID : UMR0661044/ 23046718
Age / Gender : 51 Years / Male Registered on : 12-Jan-2022 / 07:40 AM
Ref.By : - Collected on : 12-Jan-2022 / 07:43 AM
Req.No  Reported on : 12-Jan-2022 / 13:12 PM
Reference : Medi Wheel
BIL1668396

DEPARTMENT OF HEMATOLOGY

Blood Grouping ABO & Rh Typing, EDTA Whole Blood

Parameter	Results
Blood Grouping (ABO)	A
Rh Typing (D)	POSITIVE -
Method:Agglutination	

Method: Hemagglutination Tube Method by Forward & Reverse Grouping

Reference: Tulip kit literature

Interpretation: The ABO grouping and Rh typing test determines blood type grouping (A,B, AB, O) and the Rh factor (positive or negative). A person's blood type is based on the presence or absence of certain antigens on the surface of their red blood cells and certain antibodies in the plasma. ABO antigens are poorly expressed at birth, increase gradually in strength and become fully expressed around 1 year of age.
In case of Rh(D) - Du(weak positive) or Weak D positive, the individual must be considered as Rh positive as donor and Rh negative as recipient.

Note: Records of previous blood grouping/Rh typing not available. Please verify before transfusion.

* Sample processed at Parkline

--- End Of Report ---

Dr.Jyothi Kiranmai
Regd. No: 52272
MD PATHOLOGY

The Test marked with *are not accredited by NABL.

Page 3 of 18

Lab Timings (Weekdays) : 7.00 am to 8.30 pm
Sundays & Holidays : 7.00 am to 1.00 pm

Radiologists Timings(Weekdays) : 7.30 am to 1.30 pm
& 5.45 pm to 7.45 pm
Sundays & Holidays : 7.30 am to 9.30 am

Free Home Visit for Sample Collection.

Call : 7995421787, 7093445852, 8121147282, 9885202212



PARKLINE DIAGNOSTICS PVT. LTD.


L.G. 3, 4 & 5, Bhuvana Towers, S.D. Road, Secunderabad - 500 003 Tel :+91 40-2784 5852, 6649 1787

Fax : +91 40 2784 7864 Email parklinediagnostics@gmail.com www.parklinediagnostics.com



NABL Accredited
Certificate No.MC-2566

TEST REPORT

Name : **MR.MUDIGONDA SRI GIRI NADH [SPOUSE]** TID/SID : UMR0661044/ 23046718
 Age / Gender : 51 Years / Male Registered on : 12-Jan-2022 / 07:40 AM
 Ref.By : - Collected on : 12-Jan-2022 / 07:43 AM
 Req.No  Reported on : 12-Jan-2022 / 13:12 PM
 BIL1668396 Reference : Medi Wheel

DEPARTMENT OF HEMATOLOGY

Complete Blood Picture (CBP), EDTA Whole Blood

Investigation	Observed Value	Units	Biological Reference Interval
Hemoglobin., Method:Spectrophotometry	15.9	gm/dL	13.0-17.0 g/dL
Erythrocyte Count(RBC) Method:Electrical Impedence	5.4	mill /cu.mm	4.5-5.5
PCV/HCT., Method:Numeric Integration	46	%	40-50
MCV., Method:Calculated	85	fL	83-101
MCH., Method:Calculated	29.1	pg	27-32
MCHC Method:Calculated	34.2	g/dL	31.5-34.5 gm/dL
RDW (CV)., Method:Calculated	12.4	%	11.6-14.0
Total WBC Count Method:Impedence flowcytometry/Light scattering	6.6	cells/cumm	4-10
Differential Count			
Neutrophils:., Method:Flowcytometry/Microscopy	69	%	40-80
Lymphocytes:., Method:Flowcytometry/Microscopy	25	%	20-40
Monocytes:., Method:Flowcytometry/Microscopy	4	%	2-10
Eosinophils:., Method:Flowcytometry/Microscopy	2	%	1-6
Basophils:., Method:Flowcytometry/Microscopy	0	%	0-2
Absolute Neutrophil Count	4.55	cells/cumm	2.0-7.0
Absolute Lymphocyte Count	1.65	cells/cumm	1.0-3.0
Absolute Monocyte Count	0.26	cells/cumm	0.20-1.0
Absolute Eosinophil Count	0.13	cells/cumm	0.02-0.5

The Test marked with *are not accredited by NABL.

Lab Timings (Weekdays) : 7.00 am to 8.30 pm

Sundays & Holidays : 7.00 am to 1.00 pm

Radiologists Timings(Weekdays) : 7.30 am to 1.30 pm
& 5.45 pm to 7.45 pm

Sundays & Holidays : 7.30 am to 9.30 am



PARKLINE DIAGNOSTICS PVT. LTD.


L.G. 3, 4 & 5, Bhuvana Towers, S.D. Road, Secunderabad - 500 003 Tel :+91 40-2784 5852, 6649 1787

Fax : +91 40 2784 7864 Email parklinediagnostics@gmail.com www.parklinediagnostics.com



NABL Accredited
Certificate No.MC-2566

TEST REPORT

Name	: MR.MUDIGONDA SRI GIRI NADH [SPOUSE]	TID/SID	: UMR0661044/ 23046718
Age / Gender	: 51 Years / Male	Registered on	: 12-Jan-2022 / 07:40 AM
Ref.By	: -	Collected on	: 12-Jan-2022 / 07:43 AM
Req.No	:  BIL1668396	Reported on	: 12-Jan-2022 / 13:12 PM
		Reference	: Medi Wheel

Absolute Basophil Count **00** cells/cumm 0.02-0.1

Platelet Count **240** lakhs/cumm 150-410

Method:Electrical Impedence

Peripheral Smear

RBC Normocytic and Normochromic

Method:Microscopy

WBC Within normal limits.No abnormal cells seen.

Method:Microscopy

Platelets Discrete and adequate.Normal in morphology

Method:Microscopy

* Sample processed at Parkline

--- End Of Report ---

Dr.Jyothi Kiranmai
Regd. No: 52272
MD PATHOLOGY

The Test marked with *are not accredited by NABL.

Page 5 of 18

Lab Timings (Weekdays) : 7.00 am to 8.30 pm

Sundays & Holidays :7.00 am to 1.00 pm

Radiologists Timings(Weekdays) : 7.30 am to 1.30 pm
& 5.45 pm to 7.45 pm

Sundays & Holidays : 7.30 am to 9.30 am

Free Home Visit for Sample Collection.

Call : 7995421787, 7093445852,8121147282, 9885202212



PARKLINE DIAGNOSTICS PVT. LTD.


L.G. 3, 4 & 5, Bhuvana Towers, S.D. Road, Secunderabad - 500 003 Tel : +91 40-2784 5852, 6649 1787

Fax : +91 40 2784 7864 Email parklinediagnostics@gmail.com www.parklinediagnostics.com



NABL Accredited
Certificate No.MC-2566

TEST REPORT

Name : **MR.MUDIGONDA SRI GIRI NADH [SPOUSE]** TID/SID : UMR0661044/ 23046718
 Age / Gender : 51 Years / Male Registered on : 12-Jan-2022 / 07:40 AM
 Ref.By : - Collected on : 12-Jan-2022 / 07:43 AM
 Req.No  Reported on : 12-Jan-2022 / 13:12 PM
 BIL1668396 Reference : Medi Wheel

DEPARTMENT OF HEMATOLOGY

Erythrocyte Sedimentation Rate (ESR), Sodium Citrate Whole Blood

Investigation	Observed Value	Units	Biological Reference Intervals
ESR 1st Hour Method:Westergren	15	mm/hour	0-10

* Sample processed at Parkline

--- End Of Report ---

Dr.Jyothi Kiranmai
Regd. No: 52272
MD PATHOLOGY

The Test marked with *are not accredited by NABL.

Lab Timings (Weekdays) : 7.00 am to 8.30 pm

Sundays & Holidays :7.00 am to 1.00 pm

Radiologists Timings(Weekdays) : 7.30 am to 1.30 pm

& 5.45 pm to 7.45 pm

Sundays & Holidays

: 7.30 am to 9.30 am



PARKLINE DIAGNOSTICS PVT. LTD.


L.G. 3, 4 & 5, Bhuvana Towers, S.D. Road, Secunderabad - 500 003 Tel :+91 40-2784 5852, 6649 1787

Fax : +91 40 2784 7864 Email parklinediagnostics@gmail.com www.parklinediagnostics.com



NABL Accredited
Certificate No.MC-2566

TEST REPORT

Name : **MR.MUDIGONDA SRI GIRI NADH [SPOUSE]** TID/SID : UMR0661044/ 23046719
Age / Gender : 51 Years / Male Registered on : 12-Jan-2022 / 07:40 AM
Ref.By : - Collected on : 12-Jan-2022 / 07:43 AM
Req.No  Reported on : 12-Jan-2022 / 12:54 PM
Reference : Medi Wheel
BIL1668396

DEPARTMENT OF CLINICAL BIOCHEMISTRY I

Blood Urea Nitrogen (BUN), Serum

Investigation	Observed Value	Units	Biological Reference Interval
Blood Urea Nitrogen.	9.3	mg/dL	7-23
Method:Calculated			

Creatinine, Serum

Investigation	Observed Value	Units	Biological Reference Interval
Creatinine.	0.96	mg/dL	0.60-1.30
Method:Alkaline Picrate			

* Sample processed at Parkline

--- End Of Report ---

Dr.Jyothi Kiranmai
Regd. No: 52272
MD PATHOLOGY

The Test marked with *are not accredited by NABL.

Page 7 of 18

Lab Timings (Weekdays) : 7.00 am to 8.30 pm

Sundays & Holidays :7.00 am to 1.00 pm

Radiologists Timings(Weekdays) : 7.30 am to 1.30 pm

& 5.45 pm to 7.45 pm
Sundays & Holidays : 7.30 am to 9.30 am

Free Home Visit for Sample Collection.

Call : 7995421787, 7093445852,8121147282, 9885202212



PARKLINE DIAGNOSTICS PVT. LTD.


L.G. 3, 4 & 5, Bhuvana Towers, S.D. Road, Secunderabad - 500 003 Tel :+91 40-2784 5852, 6649 1787

Fax : +91 40 2784 7864 Email parklinediagnostics@gmail.com www.parklinediagnostics.com



NABL Accredited
Certificate No.MC-2566

TEST REPORT

Name : **MR.MUDIGONDA SRI GIRI NADH [SPOUSE]** TID/SID : UMR0661044/ 23046721F
 Age / Gender : 51 Years / Male Registered on : 12-Jan-2022 / 07:40 AM
 Ref.By : - Collected on : 12-Jan-2022 / 07:43 AM
 Req.No  Reported on : 12-Jan-2022 / 15:04 PM
 BIL1668396 Reference : Medi Wheel

DEPARTMENT OF CLINICAL BIOCHEMISTRY I

Glucose Fasting (FBS), Sodium Fluoride Plasma

Investigation	Observed Value	Units	Biological Reference Interval
Glucose Fasting Method:GOD - PAP	258	mg/dL	Normal: <100 Impaired FG: 100-125 Diabetic : >/=126

* Sample processed at Parkline

--- End Of Report ---

Dr.Jyothi Kiranmai
Regd. No: 52272
MD PATHOLOGY

The Test marked with *are not accredited by NABL.

Lab Timings (Weekdays) : 7.00 am to 8.30 pm

Sundays & Holidays :7.00 am to 1.00 pm

Radiologists Timings(Weekdays) : 7.30 am to 1.30 pm
& 5.45 pm to 7.45 pm

Sundays & Holidays : 7.30 am to 9.30 am

Free Home Visit for Sample Collection.

Call : 7995421787, 7093445852,8121147282, 9885202212



PARKLINE DIAGNOSTICS PVT. LTD.


L.G. 3, 4 & 5, Bhuvana Towers, S.D. Road, Secunderabad - 500 003 Tel : +91 40-2784 5852, 6649 1787

Fax : +91 40 2784 7864 Email parklinediagnostics@gmail.com www.parklinediagnostics.com



NABL Accredited
Certificate No.MC-2566

TEST REPORT

Name : **MR.MUDIGONDA SRI GIRI NADH [SPOUSE]** TID/SID : UMR0661044/ 23046721P
Age / Gender : 51 Years / Male Registered on : 12-Jan-2022 / 07:40 AM
Ref.By : - Collected on : 12-Jan-2022 / 11:20 AM
Req.No  Reported on : 12-Jan-2022 / 15:04 PM
BIL1668396 Reference : Medi Wheel

DEPARTMENT OF CLINICAL BIOCHEMISTRY I

Glucose Post Prandial (PPBS), Sodium Fluoride Plasma

Investigation	Observed Value	Units	Biological Reference Interval
Glucose Post Prandial Method:GOD - PAP	347	mg/dL	Normal : 90 - 140 Impaired Glucose Tolerance: 141-199 Diabetic : \geq 200

* Sample processed at Parkline

--- End Of Report ---

Dr.Jyothi Kiranmai
Regd. No: 52272
MD PATHOLOGY

The Test marked with *are not accredited by NABL.

Page 9 of 18

Lab Timings (Weekdays) : 7.00 am to 8.30 pm

Sundays & Holidays :7.00 am to 1.00 pm

Radiologists Timings(Weekdays) : 7.30 am to 1.30 pm
& 5.45 pm to 7.45 pm

Sundays & Holidays : 7.30 am to 9.30 am

Free Home Visit for Sample Collection.

Call : 7995421787, 7093445852,8121147282, 9885202212



PARKLINE DIAGNOSTICS PVT. LTD.


L.G. 3, 4 & 5, Bhuvana Towers, S.D. Road, Secunderabad - 500 003 Tel : +91 40-2784 5852, 6649 1787

Fax : +91 40 2784 7864 Email parklinediagnostics@gmail.com www.parklinediagnostics.com



NABL Accredited
Certificate No. MC-2566

TEST REPORT

Name : **MR.MUDIGONDA SRI GIRI NADH [SPOUSE]** TID/SID : UMR0661044/ 23046718
Age / Gender : 51 Years / Male Registered on : 12-Jan-2022 / 07:40 AM
Ref.By : - Collected on : 12-Jan-2022 / 07:43 AM
Req.No :  Reported on : 12-Jan-2022 / 15:04 PM
Reference : Medi Wheel
BIL1668396

DEPARTMENT OF CLINICAL BIOCHEMISTRY I

Glycosylated Hemoglobin (HbA1C), EDTA Whole Blood

Investigation	Observed Value	Units	Biological Reference Interval
Glycosylated Haemoglobin Method:High Performance Liquid Chromatography(HPLC)	13.3	%	< 5.7 : Normal 5.7 - 6.4 : Prediabetes > 6.4 Diabetes
Mean Plasma Glucose (MPG) Estimate Method:Derived from HBA1c	335	mg/dL	Excellent Control : 90 to 120 Good Control : 121 to 150 Average Control : 151 to 180 Panic Value : > 211

Note: Mean Plasma Glucose is calculated from HBA1c value and it indicates Average Blood Sugar level over the past three months.

INTERPRETATION :

1. Glycated hemoglobin (glycohemoglobin / HbA1c) is a form of hemoglobin (Hb) that is chemically linked to a sugar.
2. A1c is measured primarily to determine the three-month average blood sugar level and can be used as a diagnostic test for diabetes mellitus and as an assessment test for glycemic control in people with diabetes.
3. In diabetes, higher amounts of glycated hemoglobin, indicating poorer control of blood glucose levels, have been associated with cardiovascular disease, nephropathy, neuropathy, and retinopathy.
4. American diabetes Association (ADA) recommends an A1C goal for many non pregnant adults of < 7% (without significant hypoglycemia). On the basis of provider judgment and patient preference, achievement of lower A1C levels than the goal of 7% may be acceptable, and even beneficial, if it can be achieved safely without significant hypoglycemia or other adverse effects of treatment. Less stringent A1C goals (such as < 8%) may be appropriate for patients with severe hypoglycemia, extensive co morbid conditions etc, or where the harms of treatment are greater than the benefits.
5. Glycemic goals for some older adults might reasonably be relaxed as part of individualized care, but hyperglycemia leading to symptoms or risk of acute hyperglycemia complications should be avoided in all patients.

* Sample processed at Parkline

--- End Of Report ---

Dr. Jyothi Kiranmai
Regd. No: 52272
MD PATHOLOGY

The Test marked with *are not accredited by NABL.

Page 10 of 18

Lab Timings (Weekdays) : 7.00 am to 8.30 pm

Sundays & Holidays : 7.00 am to 1.00 pm

Radiologists Timings(Weekdays) : 7.30 am to 1.30 pm
& 5.45 pm to 7.45 pm

Sundays & Holidays : 7.30 am to 9.30 am

Free Home Visit for Sample Collection.

Call : 7995421787, 7093445852, 8121147282, 9885202212



PARKLINE DIAGNOSTICS PVT. LTD.


L.G. 3, 4 & 5, Bhuvana Towers, S.D. Road, Secunderabad - 500 003 Tel : +91 40-2784 5852, 6649 1787

Fax : +91 40 2784 7864 Email parklinediagnostics@gmail.com www.parklinediagnostics.com



NABL Accredited
Certificate No.MC-2566

TEST REPORT

Name : **MR.MUDIGONDA SRI GIRI NADH [SPOUSE]** TID/SID : UMR0661044/ 23046719
 Age / Gender : 51 Years / Male Registered on : 12-Jan-2022 / 07:40 AM
 Ref.By : - Collected on : 12-Jan-2022 / 07:43 AM
 Req.No  Reported on : 12-Jan-2022 / 12:54 PM
 BIL1668396 Reference : Medi Wheel

DEPARTMENT OF CLINICAL BIOCHEMISTRY I

Lipid Profile, Serum

Investigation	Observed Value	Units	Biological Reference Interval
Total Cholesterol Method:CHOD-PAP	301	mg/dL	Desirable Level: < 200 Borderline : 200 - 239 High : > 240
HDL Cholesterol Method:Enzymatic Reaction	38	mg/dL	<40:Major risk factor for heart disease 40-59:The higher,the better >=60:Considered protective against heart disease
LDL Cholesterol Method:Calculated	209	mg/dL	< 100
VLDL Cholesterol Method:Calculated	54	mg/dL	10-55
Triglycerides Method:GPO-POD	271	mg/dL	Normal:<150 Borderline:150-199 High:200-499 Very High:>=500
Chol/HDL Ratio Method:Calculated	7.92		Normal : <4 Low risk : 4 - 6 High risk : >6
LDL Cholesterol/HDL Ratio	5.50		

* Sample processed at Parkline

--- End Of Report ---

Dr.Jyothi Kiranmai
Regd. No: 52272
MD PATHOLOGY

The Test marked with *are not accredited by NABL.

Page 11 of 18

Lab Timings (Weekdays) : 7.00 am to 8.30 pm
Sundays & Holidays :7.00 am to 1.00 pm

Radiologists Timings(Weekdays) : 7.30 am to 1.30 pm
& 5.45 pm to 7.45 pm
Sundays & Holidays : 7.30 am to 9.30 am

Free Home Visit for Sample Collection.

Call : 7995421787, 7093445852,8121147282, 9885202212




PARKLINE DIAGNOSTICS PVT. LTD.

L.G. 3, 4 & 5, Bhuvana Towers, S.D. Road, Secunderabad - 500 003 Tel : +91 40-2784 5852, 6649 1787
Fax : +91 40 2784 7864 Email parklinediagnostics@gmail.com www.parklinediagnostics.com



NABL Accredited
Certificate No.MC-2566

TEST REPORT

Name : **MR.MUDIGONDA SRI GIRI NADH [SPOUSE]** TID/SID : UMR0661044/ 23046719
 Age / Gender : 51 Years / Male Registered on : 12-Jan-2022 / 07:40 AM
 Ref.By : - Collected on : 12-Jan-2022 / 07:43 AM
 Req.No  Reported on : 12-Jan-2022 / 12:54 PM
 BIL1668396 Reference : Medi Wheel

DEPARTMENT OF CLINICAL BIOCHEMISTRY I

Liver Function Test (LFT), Serum

Investigation	Observed Value	Units	Biological Reference Interval
Total Bilirubin. Method:Diazo with sulphanilic acid	0.74	mg/dL	0.3-1.2
Direct Bilirubin. Method:Diazo with sulphanilic acid	0.15	mg/dL	0.00-0.40
Indirect Bilirubin. Method:Calculated	0.59	mg/dL	
Alanine Aminotransferase ,(ALT/SGPT) Method:IFCC without P5P	28	U/L	10-40
Aspartate Aminotransferase,(AST/SGOT) Method:IFCC without P5P	16	U/L	10-40
ALP (Alkaline Phosphatase). Method:AMP-IFCC	71	U/L	30-115
PROTEINS			
Total Protein. Method:Biuret	7.28	g/dL	6.0-8.0
Albumin. Method:Bromocresol Green (BCG)	4.77	g/dL	3.5-4.8
Globulin. Method:Calculated	2.51	g/dL	2.3-3.5
A/GRatio. Method:Calculated	1.90		0.8-2.0
Gamma GT. Method:IFCC-Enzymatic	58	U/L	7.0-50.0

* Sample processed at Parkline

--- End Of Report ---

Dr.Jyothi Kiranmai
Regd. No: 52272
MD PATHOLOGY

The Test marked with *are not accredited by NABL.

Lab Timings (Weekdays) : 7.00 am to 8.30 pm
Sundays & Holidays : 7.00 am to 1.00 pm

Radiologists Timings(Weekdays) : 7.30 am to 1.30 pm
& 5.45 pm to 7.45 pm
Sundays & Holidays : 7.30 am to 9.30 am




PARKLINE DIAGNOSTICS PVT. LTD.

L.G. 3, 4 & 5, Bhuvana Towers, S.D. Road, Secunderabad - 500 003 Tel :+91 40-2784 5852, 6649 1787
Fax : +91 40 2784 7864 Email parklinediagnostics@gmail.com www.parklinediagnostics.com



NABL Accredited
Certificate No.MC-2566

TEST REPORT

Name	: MR.MUDIGONDA SRI GIRI NADH [SPOUSE]	TID/SID	: UMR0661044/ 23046719
Age / Gender	: 51 Years / Male	Registered on	: 12-Jan-2022 / 07:40 AM
Ref.By	: -	Collected on	: 12-Jan-2022 / 07:43 AM
Req.No	:  BIL1668396	Reported on	: 12-Jan-2022 / 16:00 PM
		Reference	: Medi Wheel

DEPARTMENT OF CLINICAL BIOCHEMISTRY I

Prostate Specific Antigen (PSA) Total, Serum

Investigation	Observed Value	Biological Reference Interval
Prostate Specific Antigen (PSA) Total	0.49 ng/mL	0-3.9
Method:Enhanced chemiluminescence		

Interpretation:

- 1.Prostate specific antigen (PSA) is a glycoprotein that is expressed by both normal and neoplastic prostate tissue
- 2.Elevated serum PSA concentrations are found in men with prostate cancer, benign prostatic hyperplasia (BPH) or inflammatory conditions of other adjacent genitourinary tissues. PSA can also be elevated after digital rectal examination,prostatic massage,cystoscopy,needle biopsy etc
- 3.Measurement of serum PSA by itself is not recommended as a screening procedure for the diagnosis of cancer because elevated PSA levels are also observed in patients with benign prostatic hyperplasia.
4. When employed for the management of prostate cancer patients, serial measurement of PSA is useful in detecting residual tumor and recurrent cancer after radical prostatectomy.
- 5.PSA has been demonstrated to be an accurate marker for monitoring advanced clinical stage in untreated patients and for monitoring response to therapy by radical prostatectomy, radiation therapy and anti-androgen therapy.

* Sample processed at Parkline

--- End Of Report ---

Dr.Jyothi Kiranmai
Regd. No: 52272
MD PATHOLOGY

The Test marked with *are not accredited by NABL.

Page 13 of 18

Lab Timings (Weekdays) : 7.00 am to 8.30 pm
Sundays & Holidays :7.00 am to 1.00 pm

Radiologists Timings(Weekdays) : 7.30 am to 1.30 pm
& 5.45 pm to 7.45 pm
Sundays & Holidays : 7.30 am to 9.30 am

Free Home Visit for Sample Collection.

Call : 7995421787, 7093445852,8121147282, 9885202212



PARKLINE DIAGNOSTICS PVT. LTD.


L.G. 3, 4 & 5, Bhuvana Towers, S.D. Road, Secunderabad - 500 003 Tel : +91 40-2784 5852, 6649 1787

Fax : +91 40 2784 7864 Email parklinediagnostics@gmail.com www.parklinediagnostics.com



NABL Accredited
Certificate No. MC-2566

TEST REPORT

Name : **MR.MUDIGONDA SRI GIRI NADH [SPOUSE]** TID/SID : UMR0661044/ 23046719
Age / Gender : 51 Years / Male Registered on : 12-Jan-2022 / 07:40 AM
Ref.By : - Collected on : 12-Jan-2022 / 07:43 AM
Req.No  Reported on : 12-Jan-2022 / 16:00 PM
Reference : Medi Wheel
BIL1668396

DEPARTMENT OF CLINICAL BIOCHEMISTRY I

Thyroid Profile (T3,T4,TSH), Serum

Investigation	Observed Value	Units	Biological Reference Interval
Triiodothyronine Total (T3) Method:Enhanced chemiluminescence	1.07	ng/mL	0.970-1.69
Thyroxine Total (T4). Method:Enhanced chemiluminescence	9.55	µg/dL	5.53-11.0
Thyroid Stimulating Hormone (TSH). Method:Enhanced chemiluminescence	5.83	µIU/mL	0.465-4.68 µIU/mL

Note: Change in method and reference range

NOTE:

TSH - Reference ranges during pregnancy:*

1st Trimester : 0.10 - 2.50

2nd Trimester : 0.20 - 3.00

3rd Trimester : 0.30 - 3.00

*As per the Guidelines of American Thyroid Association for the diagnosis and management of thyroid disease during pregnancy and post partum.

1.Primary Hyperthyroidism is accompanied by elevated T3 & T4 values along with depressed TSH level.

2.Primary Hypothyroidism is accompanied by depressed T3 & T4 levels and elevated TSH levels.

3.Normal T4 levels accompanied by high T3 levels are seen in patients with T3 Thyrotoxicosis.

4.Slightly elevated T3 levels may be found in pregnancy and estrogen therapy, while depressed levels may be encountered in severe illness, malnutrition, renal failure and during therapy with drugs like propranolol and propylthiouracil.

5.Although elevated TSH levels are nearly always indicative of primary hypothyroidism, rarely they can result from TSH secreting pituitary tumors(secondary).

* Sample processed at Parkline

--- End Of Report ---

Dr.Jyothi Kiranmai
Regd. No: 52272
MD PATHOLOGY

The Test marked with *are not accredited by NABL.

Page 14 of 18

Lab Timings (Weekdays) : 7.00 am to 8.30 pm

Sundays & Holidays : 7.00 am to 1.00 pm

Radiologists Timings(Weekdays) : 7.30 am to 1.30 pm
& 5.45 pm to 7.45 pm

Sundays & Holidays : 7.30 am to 9.30 am

Free Home Visit for Sample Collection.

Call : 7995421787, 7093445852, 8121147282, 9885202212



PARKLINE DIAGNOSTICS PVT. LTD.


L.G. 3, 4 & 5, Bhuvana Towers, S.D. Road, Secunderabad - 500 003 Tel : +91 40-2784 5852, 6649 1787

Fax : +91 40 2784 7864 Email parklinediagnostics@gmail.com www.parklinediagnostics.com



NABL Accredited
Certificate No.MC-2566

TEST REPORT

Name : **MR.MUDIGONDA SRI GIRI NADH [SPOUSE]** TID/SID : UMR0661044/ 23046719
Age / Gender : 51 Years / Male Registered on : 12-Jan-2022 / 07:40 AM
Ref.By : - Collected on : 12-Jan-2022 / 07:43 AM
Req.No  Reported on : 12-Jan-2022 / 12:54 PM
Reference : Medi Wheel
BIL1668396

DEPARTMENT OF CLINICAL BIOCHEMISTRY I

Uric Acid, Serum

Investigation	Observed Value	Units	Biological Reference Interval
Uric Acid.	5.16	mg/dL	2.5-8.0
Method:Uricase			

* Sample processed at Parkline

--- End Of Report ---

Dr.Jyothi Kiranmai
Regd. No: 52272
MD PATHOLOGY

The Test marked with *are not accredited by NABL.

Page 15 of 18

Lab Timings (Weekdays) : 7.00 am to 8.30 pm

Sundays & Holidays :7.00 am to 1.00 pm

Radiologists Timings(Weekdays) : 7.30 am to 1.30 pm
& 5.45 pm to 7.45 pm

Sundays & Holidays : 7.30 am to 9.30 am

Free Home Visit for Sample Collection.

Call : 7995421787, 7093445852,8121147282, 9885202212



PARKLINE DIAGNOSTICS PVT. LTD.


L.G. 3, 4 & 5, Bhuvana Towers, S.D. Road, Secunderabad - 500 003 Tel : +91 40-2784 5852, 6649 1787

Fax : +91 40 2784 7864 Email parklinediagnostics@gmail.com www.parklinediagnostics.com



NABL Accredited
Certificate No.MC-2566

TEST REPORT

Name : **MR.MUDIGONDA SRI GIRI NADH [SPOUSE]** TID/SID : UMR0661044/ 23049271
Age / Gender : 51 Years / Male Registered on : 12-Jan-2022 / 07:40 AM
Ref.By : - Collected on : 12-Jan-2022 / 14:09 PM
Req.No  Reported on : 12-Jan-2022 / 16:11 PM
Reference : Medi Wheel
BIL1668396

DEPARTMENT OF HEALTH CHECKUP

Glucose Urine Fasting

Urine Glucose Fasting 1.0 G% NIL
Method:Reagent strip/Reflectance photometry

Glucose Urine Post Prandial

Urine Glucose Post Prandial 1.5 G% NIL
Method:Reagent strip/Reflectance photometry

* Sample processed at Parkline

--- End Of Report ---

Dr.Divya Panda
Regd. No: 84506
MD Pathology

The Test marked with *are not accredited by NABL.

Page 16 of 18

Lab Timings (Weekdays) : 7.00 am to 8.30 pm
Sundays & Holidays : 7.00 am to 1.00 pm

Radiologists Timings(Weekdays) : 7.30 am to 1.30 pm
& 5.45 pm to 7.45 pm
Sundays & Holidays : 7.30 am to 9.30 am

Free Home Visit for Sample Collection.

Call : 7995421787, 7093445852,8121147282, 9885202212



PARKLINE DIAGNOSTICS PVT. LTD.

L.G. 3, 4 & 5, Bhuvana Towers, S.D. Road, Secunderabad - 500 003 Tel :+91 40-2784 5852, 6649 1787
Fax : +91 40 2784 7864 Email parklinediagnostics@gmail.com www.parklinediagnostics.com



NABL Accredited
Certificate No.MC-2566

TEST REPORT

Name	: MR.MUDIGONDA SRI GIRI NADH [SPOUSE]	TID/SID	: UMR0661044/
Age / Gender	: 51 Years / Male	Registered on	: 12-Jan-2022 / 07:40 AM
Ref.By	: -	Collected on	: 12-Jan-2022 / 07:40 AM
Req.No	:  BIL1668396	Reported on	: 12-Jan-2022 / 09:32 AM
		Reference	: Medi Wheel

DEPARTMENT OF CARDIOLOGY

2D Echo/Doppler Study

Mitral Valve	Normal
Aortic valve	Normal
Tricuspid valve	Normal
Pulmonary valve	Normal
Aorta	2.4 cm
Left Atrium	3.6 cm
Left Ventricle	LVDd: 3.5 cm IVSd : 0.8 cm EF: 68 % LVDs: 2.1 cm LVPwd: 0.9 cm FS: 38 %
RWMA	Nil
Right Atrium	Normal
Right Ventricle	Normal
Pulmonary Artery	Normal
IAS	Intact
IVS	Intact
Pericardium	Normal
Svc / Ivc	Normal
Intracardiac Masses	Nil
Doppler Study	Mitral flow: E > A Aortic flow : 1.2 m/sec Pulmonary flow : 0.8 m/sec
Colour Doppler	No MR / AR / TR / PR
Conclusion	No RWMA. Normal valves/ Normal chambers. No MR/ AR/ TR / PR Good LV/ RV function. No PE/ clot/ vegetation.

* Sample processed at Parkline

--- End Of Report ---

The Test marked with *are not accredited by NABL.

Page 17 of 18

Lab Timings (Weekdays) : 7.00 am to 8.30 pm
Sundays & Holidays : 7.00 am to 1.00 pm

Radiologists Timings(Weekdays) : 7.30 am to 1.30 pm
& 5.45 pm to 7.45 pm
Sundays & Holidays : 7.30 am to 9.30 am

Free Home Visit for Sample Collection.

Call : 7995421787, 7093445852, 8121147282, 9885202212



PARKLINE DIAGNOSTICS PVT. LTD.

L.G. 3, 4 & 5, Bhuvana Towers, S.D. Road, Secunderabad - 500 003 Tel : +91 40-2784 5852, 6649 1787

Fax : +91 40 2784 7864 Email parklinediagnostics@gmail.com www.parklinediagnostics.com



NABL Accredited
Certificate No.MC-2566

TEST REPORT

Name	: MR.MUDIGONDA SRI GIRI NADH [SPOUSE]	TID/SID	: UMR0661044/
Age / Gender	: 51 Years / Male	Registered on	: 12-Jan-2022 / 07:40 AM
Ref.By	: -	Collected on	:
Req.No	 BIL1668396	Reported on	:
		Reference	: Medi Wheel



The Test marked with *are not accredited by NABL.

Page 18 of 18

Lab Timings (Weekdays) : 7.00 am to 8.30 pm

Sundays & Holidays : 7.00 am to 1.00 pm

Radiologists Timings(Weekdays) : 7.30 am to 1.30 pm
& 5.45 pm to 7.45 pm

Sundays & Holidays : 7.30 am to 9.30 am

Free Home Visit for Sample Collection.

Call : 7995421787, 7093445852, 8121147282, 9885202212