

Report :

TEST OBJECTIVE : ROUTINE CHECK UP  
RISK FACTOR : MALE  
ACTIVITY : MODERATE ACTIVE  
MEDICATION : NONE  
REASON FOR TERMINATION : FATIGUE, HEART RATE ACHIEVED  
EXERCISE TOLERANCE : GOOD  
EXERCISE INDUCED ARRHYTHMIAS : NO  
HAEMODYNAMIC RESPONSE : NORMAL  
CHRONOTROPIC RESPONSE : NORMAL  
FINAL IMPRESSION : STRESS TEST IS NEGATIVE FOR EXERCISE INDUCED ISCHAEMIC HEART DISEASE



*[Handwritten signature]*



1121 / SAMRAT DAGAR / 37 Yrs / M / 0 Cms / 0 Kg Date: 08-Apr-2023 Refd By : BOB

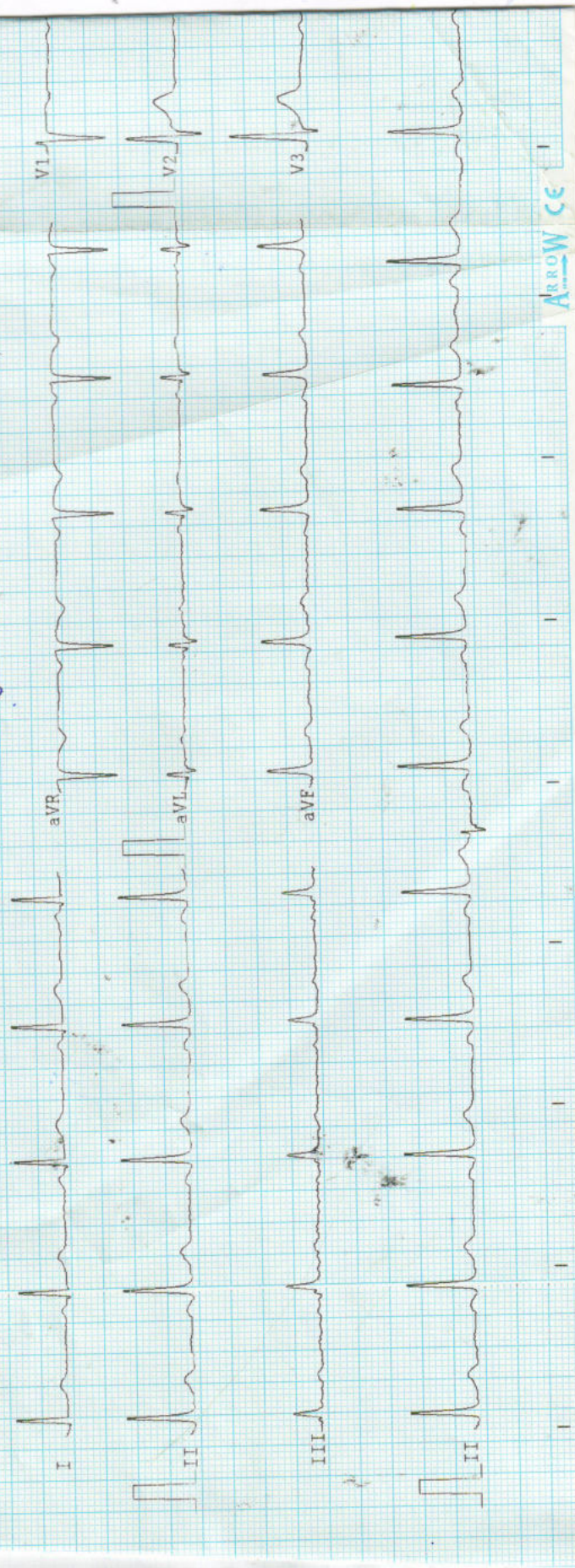
Stage	Time	Duration	Belt Speed (mph)	Elevation	METs	Rate	% THR Achieved	BP	RPP	PVC	Comments
Supine	00:11	0:01	00.0	00.0	01.0	80	44 %	120/80	096	00	
Standing	00:21	0:01	00.0	00.0	01.0	79	43 %	120/80	094	00	
HV	00:32	0:01	00.0	00.0	01.0	079	43 %	120/80	094	00	
Warm Up	01:01	0:01	01.0	00.0	01.0	085	46 %	120/80	102	00	
ExStart	01:06	0:06	01.7	10.0	01.1	096	52 %	120/80	115	00	
BRUCE Stage 1	04:06	3:00	01.7	10.0	04.7	130	71 %	130/88	169	00	
BRUCE Stage 2	07:06	3:00	02.5	12.0	07.1	150	82 %	140/92	210	00	
PeakEx	07:11	0:07	00.0	00.0	07.2	150	82 %	140/92	210	00	
Recovery	08:10	1:00	00.0	00.0	01.2	183	100 %	130/88	237	00	
Recovery	09:10	2:00	00.0	00.0	01.0	101	55 %	120/80	121	00	
Recovery	10:10	3:00	00.0	00.0	01.0	091	50 %	120/80	109	00	
Recovery	10:15	3:04	00.0	00.0	01.0	093	51 %	120/80	111	00	

**Findings :**

Exercise Time : 06:06  
 Max HR Attained : 183 bpm 100% of Target 183  
 Max BP Attained : (Sys) 140/92  
 Max WorkLoad Attained : 7.2 Fair response to induced stress  
 Test End Reasons : Fatigue, Heart Rate Achieved




Samrat Pagar Age - 37/7/M 08/04/23.





Observations :-

HR :- 75 bpm  
R-R :- 794 ms  
P-R :- 076 ms  
QRS :- 70 ms  
QT/QTc :- 297/333 ms  
P Axis :- 38 °  
R Axis :- 39 °  
T Axis :- 40 °



Remarks :-

Unconfirmed report





**दिवकर डायग्नोस्टिक सेंटर**  
 E-7/636, पंजाब नेशनल बँक के पास, मन रोड, अरुण कॉलोनी, भीपाल (म.प्र.)  
 फॉ : 9826340190

PT Name :- Mr. Samrat Dagar  
 Age :- 37/M  
 Lab. No. :- 02  
 Date :- 08/04/2023

EXAMINATION OF BLOOD

TEST	RESULT	NORMAL VALUE
Haemoglobin	13.9gms%	Female 12-16gms%. Male 14-18gms%
Red Cell count	4.75	4.5-5.6 million /cumm
Platelet Count	2.39	1.5-5.6 Lac/cumm
Leucocytes per.cumm	6800/cumm	5000-11000/cumm
Neutrophils	56%	50-70%
Lymphocytes	32%	20-40%
Eosinophils	05%	0-7%
Monocytes	07%	2-8%
PCV	45.3	37-47
MCV	95.4	76-96
MCH	29.4	27-32
MCHC	30.6	31-35
ESR	05	Male 0-9, Female 0-20mm/FHR
Blood Group	"O"	By slide method
Total Serum Cholesterol	190.0	100-250 mg%
Serum Triglyceride	165.0	Up to 150 mg%
Serum Cholesterol HDL	47.0	Up to 65 mg%
Serum Cholesterol LDL	110.0	Up to 125 mg%
LDL	33.0	Up to 30 mg%
S.Bilirubin(Total)	1.0	0.2-1.0mg/dl
Direct	0.55	0.0-0.25mg/dl
Indirect	0.45	
SGOT	39.9	5-35U/L
SGPT	45.6	8-40U/L
Alk Phosphatase	11.9	3-13 KA units
S. Protein(Total)	7.0	6.0-8.0mg%
Albumin	4.5	3.7-5.3mg%
Globulin	2.5	1.5 to 3.5 mg%
Blood Urea	21.0	Up to 40 mg%
S.Creatine	0.90	0.5-1.4mg/dl
S. Uric Acid	6.8	3.5-7.5mg%
GGTP	21.0	5-35 U/L/dl
PP Blood Sugar	125.0	Up to 125 mg%
Glycosylated Hemoglobin	5.9	Below - 6.0% -Non Diabetic control 6-7% -Excellent control Above- 8% -Poor control
Thyrod Stimulating Hormone(TSH)	3.1	0.27-4.2

Dr. B. M. Agarwal  
 Pathologist  
 MBBS, DCP  
 Consultant Pathologist

All test have technical limitation. Collaborative clinic pathological interpretation is mandatory. In case of disparity test may be repeated immediately. Typographical mistakes should be get correct instantly. This report is not valid for medico legal purpose







**डिवाकर डायग्नोस्टिक सेंटर**  
E-7/636, पंजाब शेराजल बैंक के पास, मैन रोड, अरसा कॉलोनी, भीपाल (म.प्र.)  
फॉ : 9826340190

Pt Name :- Mr. Samrat Dagar  
Age :- 37/M  
Lab. No. :- 02  
Date :- 08/04/2023

### URINE ANALYSIS

<u>A. PHYSICAL EXAMINATION</u>	
1. Colour	Pale Yellow
2. Appearance	Clear
3. Specific Gravity	Q.N.S.
<u>B. CHEMICAL EXAMINATION</u>	
1. Reaction	Acidic
2. Albumin	Nil
3. Sugar	Nil
4. Bile Salts	Absent
<u>C. MICROSCOPIC EXAMINATION</u>	
Pus Cells	2-3/HPF
R.B.C.	Nil
Epithelial Cell	1-2/HPF
Cast	Nil
Crystals(Cal.Oxa)	Nil
Bacteria	Nil
Amorphous	Nil
T. Vaginitis	Nil

Dr. B. M. Agarwal  
MBBS, DCP  
Consultant Pathologist  
Pathologist







**दिवकर राधवरीस्टक सेंटर**  
E-7/636, पंजाब नेशनल बँक के पास, मैन रोड, असेरा कॉलोनी, भापाल (म.प्र.)  
फॉ : 9826340190

Pt Name :	Mr.Samrat Dagar
Age :	37/M
Lab. No. :	02
Date :	08/04/2023
Skigram	X Ray Chest PA View
Radiologist	Dr. B.M.Agarwal MD (Radiology)

REPORT

Tricia Central

Thoracic cage normal

Both Lungs Field Clear.

Both hilers normal

Cardiac border normal

Both cp angles clear

Both domes and diaphragm normal

IMPRESSION

\*\*\*\*\*

-NO CARDIO PULMONARY PATHOLOGY  
-CORRELATE WITH CLINICAL FINDINGS.

Dr. B.M. Agarwal  
MD, Radiology  
Consultant, Radiologist



Radiologist

Dr. B.M. Agarwal  
MD, Radiology  
Consultant, Radiologist

RT







संघीय अर्थ  
सम्राट दागर  
जन्म तिथि/DOB: 01/01/1986  
पुंस/ MALE

Issue Date: 14/01/2020

3536 4358 2833  
MO : 9161 7330 1865 2120

मेरा आधार, मेरो पहचान

Download Date: 10/02/2020



11