


Reg. No : CIMS/A/2022/390737	Visit No : HC/281122/34 [HCV]
Patient Name : MR. SHYAMAL JOSHI	Age(Y-M-D)/Sex : 40 Y 9 M 4 D. / Male
Referring Doctor : Dr. CIMS DOCTOR	Doctor
Ward/Room :	Bed

ORD/281122/525 Lab No : 2022175856 LSN : 937787 ( Whole Blood ) Sample Quality : Normal  
 Collection Time : 28/11/2022 13:00:03 Arrival : 28/11/2022 17:15:04 Validation Time : 28/11/2022 8:42:56PM

	Result	Unit	Reference Range
<b>CBC With ESR</b>			
<b>TOTAL COUNT</b>			
Hemoglobin <i>(SLS Hemoglobin Detection method)</i>	14.6	g/dl	13.5 - 18.0 g/dl
Total RBC Count <i>(Hydro Dynamic Focusing Method)</i>	5.17	mill/Cmm	4.7 - 6.0 mill/Cmm
HCT <i>(Hydro Dynamic Focusing Method)</i>	46.6	%	42 - 52 %
Total WBC Count <i>(Flow Cytometry)</i>	7060	/Cmm	4000 - 10500 /Cmm
Platelet Count <i>(Hydro Dynamic Focusing Method)</i>	215000	/Cmm	150000 - 450000 /Cmm
<b>DIFFERENTIAL COUNT (by Flow Cytometry)</b>			
Polymorphs	54	%	40 - 70 %
Lymphocytes	36	%	22 - 45 %
Eosinophils	06	%	01 - 04 %
Monocytes	04	%	01 - 08 %
Basophils	00	%	00 - 01 %
Immature Granulocytes	00	%	0 - 2 %
Smear Study	RBCs are Normochromic & Normocytic. Platelets are adequate in number. Malarial Parasites are not seen. No Premature cells are seen.		
<b>BLOOD INDICES (by Calculated Method)</b>			
M.C.V	90.1	fl	78 - 100 fl
M.C.H	28.2	pg	27 - 31 pg
M.C.H.C	31.3	gm/dl	32 - 36 gm/dl
RDW-CV	13.10	%	11.5 - 14.0 %
<b>ESR (Red Cell Aggregation)</b>			
After One Hour	12	mm	0 - 10 mm
<b>Blood Group Rh</b>			
ABO	"B"		

  
**Dr. Kazumi Gondalla**  
 M.D. (Path)  
 Consultant Pathologist  
 Reg. No. : G-21729



Dr. Manisha Shah  
 MD (Path & Bact)  
 Consultant Pathologist  
 Reg. No. : G-15496

Dr. Jitendra Nayak  
 MD (Path)  
 Consultant Pathologist  
 Reg. No. : G-14786

**CIMS Hospital Private Limited**

Plot No 6//1, Opp. Panchamrut Bunglows, Near Shukan Mall, Off Science City Road, Sola, Ahmedabad - 380060, Gujarat

Print By : ankit.rajput CIN No. U85110GJ2001PTC039962

Reg. No : CIMS/A/2022/390737	Visit No : HC/281122/34 [HCV]
Patient Name : MR. SHYAMAL JOSHI	Age(Y-M-D)/Sex : 40 Y 9 M 4 D. / Male
Referring Doctor : Dr. CIMS DOCTOR	Doctor
Ward/Room :	Bed

ORD/281122/625 Lab No : 2022175856 LSN : 937787 ( Whole Blood ) Sample Quality : Normal  
 Collection Time : 28/11/2022 13:00:03 Arrival : 28/11/2022 17:15:04 Validation Time : 28/11/2022 8:42:58PM

Rh	POSITIVE		
<b>HbA1c (Glycosylated Haemoglobin )</b>			
<b>TEST</b>			
HbA1c (Glyoco Hb) <i>(Immuno Turbidimetric)</i>	<b>6.03</b>	%	4.8-5.9% Normal 5.9-7.0% Good diabetic control 7.0-10.0% Fair diabetic control >10.0% Poor diabetic control
Mean Plasma Glucose	137.5	mg/dL	80 - 140 mg/dL
	*** END OF REPORT ***		

THE PATHOLOGY REPORT


**Dr. Kazumi Gondalla**  
**M.D. (Path)**  
**Consultant Pathologist**  
**Reg. No. : G-21729**

Dr. Manisha Shah  
 MD (Path & Bact)  
 Consultant Pathologist  
 Reg. No. : G-15496

Dr. Jitendra Nayak  
 MD (Path)  
 Consultant Pathologist  
 Reg. No. : G-14786



**CIMS Hospital Private Limited**

Plot No 67/1, Opp. Parichamrut Bunglows, Near Shukan Mall, Off Science City Road, Sola, Ahmedabad - 380060, Gujarat

1800 309 9999 CIN No. U8510G12001PTC039962

Print By: ankita rajput

Print Date/Time: 08/12/2022 18:39:43

Page 2 of 2



Reg. No : CIMS/A/2022/390737	Visit No : HC/281122/34 [HCV]
Patient Name : MR. SHYAMAL JOSHI	Age(Y-M-D)/Sex : 40 Y 9 M 4 D. / Male
Referring Doctor : Dr. CIMS DOCTOR	Doctor
Ward/Room :	Bed


ORD/281122/625 Lab No : 2022/75894 LSN : 937787 ( SERUM ) Sample Quality : Normal  
 Collection Time : 28/11/2022 13:11:56 Arrival : 28/11/2022 17:56:57 Validation Time : 28/11/2022 9:02:56PM

www.panchamrut.com

	<u>Result</u>	<u>Unit</u>	<u>Reference Range</u>
P.P. Glucose (Hexokinase)	86.7	mg/dL	70 - 140 mg/dL

\*\*\* END OF REPORT \*\*\*

28/11/2022

  
**Dr. Kazumi Gondalia**  
 M.D. (Path)  
 Consultant Pathologist  
 Reg. No. : G-21729

Dr. Manisha Shah  
 MD (Path & Bact)  
 Consultant Pathologist  
 Reg. No. : G-15496

Dr. Jitendra Nayak  
 MD (Path)  
 Consultant Pathologist  
 Reg. No. : G-14786



**CIMS Hospital Private Limited**

Plot No 67/1, Opp. Panchamrut Bunglows, Near Shukan Mall, Off Science City Road, Sola, Ahmedabad - 380060, Gujarat

1800 309 9999 . CIN No. U8510G 12001PTC039962


Print By : ankhia.rajput

Reg. No : CIMS/A/2022/390737	Visit No : HC/281122/34 [HCV]
Patient Name : MR. SHYAMAL JOSHI	Age(Y-M-D)/Sex : 40 Y 9 M 4 D. / Male
Referring Doctor : Dr. CIMS DOCTOR	Doctor
Ward/Room	Bed

ORD/281122/625 Lab No : 2022/75857 LSN : 937787 ( SERUM ) Sample Quality : Normal  
 Collection : 28/11/2022 1:00:03PM Arrival : 28/11/2022 17:19:33 Validation Time 28/11/2022 14:39:35

<u>Lipid Profile (With Direct LDL)</u>	<u>Result</u>	<u>Unit</u>	<u>Reference Range</u>
Type of Sample	: Fasting		
Cholesterol <i>(Enzymatic/Colorimetric, Cholesterol Oxidase, Esterase, Peroxidase Gen. 2)</i>	: 175	mg/dL	Less than 160 mg/dl Excellent Less than 200 mg/dl Desirable 200-239 mg/dl Borderline High 240 mg/dl & over High
Triglyceride <i>(Enzymatic Colorimetric without Glycerol Blank without Serum Blank)</i>	: 85.9	mg/dL	Less than 150 mg/dl Normal 150 - 199 mg/dl Borderline High 200-499 mg/dl High 500 mg/dl or greater Very High
HDL Cholesterol <i>(Direct Measured Homogenous Technique Modified Enzymatic Colorimetric Gen. 3)</i>	: 53.8	mg/dL	Less than 40 mg/dl Low 60 mg/dl or above Excellent
LDL Cholesterol (DIRECT) <i>(Homogenous Enzymatic colorimetric Assay)</i>	: 106.5	mg/dL	Less than 80 mg/dl Excellent Less than 100 mg/dl Optimal 100 - 129 mg/dl Near or above optimal 130 - 159 mg/dl Borderline High 160 - 189 mg/dl High 190 mg/dl & above Very High
VLDL Cholesterol <i>(Calculated)</i>	: 17.18	mg/dL	15 - 30 mg/dl
Cholesterol/HDL Ratio <i>(Calculated)</i>	: 3.25		Normal upto 4.5
LDL/HDL Ratio <i>(Calculated)</i>	: 1.98		Less than 3:5

Remarks :

  
**Dr. Kazumt Gondalia**  
 M.D. (Path)  
 Consultant Pathologist  
 Reg. No. : G-21729

Dr. Manisha Shah  
 MD (Path & Bact)  
 Consultant Pathologist  
 Reg. No. : G-15496

Dr. Jitendra Nayak  
 MD (Path)  
 Consultant Pathologist  
 Reg. No. : G-14786

Print By: ankita rajput Print Date/Time: 09/12/2022 18:41:03 Page 1 of 2

Reg. No : CIMS/A/2022/390737	VisitNo : HC/281122/34 [HCV]
Patient Name : MR. SHYAMAL JOSHI	Age(Y-M-D)/Sex : 40 Y 9 M 4 D. / Male
Referring Doctor : Dr. CIMS DOCTOR	Doctor
Ward/Room :	Bed
ORD/281122/625 Lab No : 2022175857 LSN : 937787 ( SERUM )	Sample Quality : Normal
Collection Time : 28/11/2022 13:00:03	Arrival : 28/11/2022 17:15:04 Validation Time : 28/11/2022 11:21:26PM

	Result	Unit	Reference Range
PSA (ECLIA)	1.50	ng/ml	0 - 4 ng/ml
<b>Thyroid Function Test</b>			
TOTAL T3 (T3) * (Electrochemiluminescence Assay)	1.22	ng/ml	0.846 - 2.02 ng/ml
TOTAL T4 (T4) * (Electrochemiluminescence Assay)	7.76	µgm/dl	5.13 - 14.06 µgm/dl
TSH (Electrochemiluminescence Assay)	1.85	µIU/ml	0.27 - 4.20 µIU/ml
Vitamin B-12 (Electrochemiluminescence Assay)	331	pg/ml	211-948 pg/ml
Vitamin D (25 OH) * (Electrochemiluminescence Assay)	13.73	ng/ml	Deficiency : ≤ 20 ng/ml Insufficiency : 21 - 29 ng/ml Normal : ≥ 30 ng/ml

CLOR PATHOLOGY



Dr. Manisha Shah  
MD (Path & Bact)  
Consultant Pathologist  
Reg. No. : G-15496

Dr. Jitendra Nayak  
MD (Path)  
Consultant Pathologist  
Reg. No. : G-14786




Reg. No : CIMS/A/2022/390737	VisitNo : HC/281122/34 [HCV]
Patient Name : MR. SHYAMAL JOSHI	Age(Y-M-D)/Sex : 40 Y 9 M 4 D. / Male
Referring Doctor : Dr. CIMS DOCTOR	Doctor
Ward/Room	Bed

ORD/281122/625 Lab No : 2022/75857 LSN : 937767 ( SERUM ) Sample Quality : Normal	Validation Time : 28/11/2022 9:02:38PM
Collection Time : 28/11/2022 13:00:03	Arrival : 28/11/2022 17:15:04

Liver Function Test			
	Result	Unit	Reference Range
Alkaline Phosphatase <i>(PNPP, AMP Buffer Method, Colorimetric)</i>	81.1	U/L	40 - 129 U/L
<b>Billirubin</b>			
Total Billirubin <i>(Diazospectral Iazanium Iron with Bilis)</i>	0.62	mg/dL	0.0 - 1.0 mg/dL
Direct Billirubin <i>(Diaso, (Evelyn Malloy) with Blank)</i>	0.23	mg/dL	0.0 - 0.2 mg/dL
Indirect Billirubin <i>(Calculated from Total and Direct Billirubin)</i>	0.4	mg/dL	0.0 - 0.8 mg/dL
SGPT (ALT) <i>(IFCC without pyridoxal phosphate)</i>	28.9	U/L	0 - 41 U/L
SGOT (AST) <i>(IFCC without pyridoxal 5 phosphate)</i>	21	U/L	0 - 40 U/L
<b>Total Protein</b>			
Total Proteins <i>(Biuret Method)</i>	7.79	gm/dl	6.4 - 8.3 gm/dl
Albumin <i>(Bromocresol Green Colorimetric)</i>	4.87	gm/dl	3.97 - 4.95 gm/dl
Globulin	2.92	gm/dl	2.2 - 3.5 gm/dl
A/G Ratio	1.67		0.9 - 2.1

LABORATORY REPORT

  
**Dr. Kazumi Gondalia**  
 M.D. (Path)  
 Consultant Pathologist  
 Reg. No. : G-21729

Dr. Manisha Shah  
 MD (Path & Bact)  
 Consultant Pathologist  
 Reg. No. : G-15496

Dr. Jitendra Nayak  
 MD (Path)  
 Consultant Pathologist  
 Reg. No. : G-14786



**CIMS Hospital Private Limited**

Plot No 67/1, Opp. Panchamut Bungalows, Near Shukan Mall, Off Science City Road, Sola, Ahmedabad - 380060, Gujarat



Reg. No : CIMS/A/2022/390737	VisitNo : HC/281122/34 [HCV]
Patient Name : MR. SHYAMAL JOSHI	Age(Y-M-D)/Sex : 40 Y 9 M 4 D. / Male
Referring Doctor : Dr. CIMS DOCTOR	Doctor :
Ward/Room :	Bed :

ORD/281122/625 Lab No : 2022175858 LSN : 937787 ( Urine ) Sample Quality : Normal  
 Collection Time : 28/11/2022 13:00:03 Arrival : 28/11/2022 17:15:04 Validation Time : 28/11/2022 9:43:42PM

	Result	Unit	Reference Range
<b>Urine R &amp; M</b>			
<b>PHYSICAL EXAMINATION</b>			
Quantity	20 cc		
Colour	Pale Yellow		
Transparency	Clear		
Reaction	5.0		
(QDS-10 Strip)			
Sp. Gravity	1.020		1.005 - 1.035
(QDS-10 Strip)			
<b>CHEMICAL EXAMINATION</b>			
U. Albumin	Nil		
(QDS-10 Strip/Manual)			
U. Glucose	Nil		
(QDS-10 Strip/Manual)			
U. Acetone	Absent		
(QDS-10 Strip/Manual)			
BS/BP	Absent		
(QDS-10 Strip/Manual)			
<b>MICROSCOPIC EXAMINATION</b>			
Pus Cell	2-3	/H.P.F.	/H.P.F.
Red Blood Cell	Nil	/H.P.F.	/H.P.F.
Epithelial Cell	8-10	/H.P.F.	/H.P.F.
Cast	Not Seen		
Crystals	Not Seen		
Amorphous	Absent		
Monilia	Absent		

\*\*\* END OF REPORT \*\*\*

Dr. Manisha Shah  
 MD (Path & Bact)  
 Consultant Pathologist  
 Reg. No. : G-15496

Dr. Jitendra Nayak  
 MD (Path)  
 Consultant Pathologist  
 Reg. No. : G-14786



**CIMS Hospital Private Limited**

Plot No 67/1, Opp. Panchamrup Bunglows, Ncar Shukan Mall, Off Science City Road, Sola, Ahmedabad - 380060, Gujarat

1800 309 9999 . CIN No. U8510GJ2001PTC039962

Print By : ankita rajput

Print Date/Time : 03/12/2022 18:40:35

Page 1 of 1