



# REVIVAL DIAGNOSTICS

## HEALTH CHECK-UP SUMMARY

Name: Manojkumar Sarathiya

Date: 01/04/2023

Email ID:

Sex: <u>M</u>	Age: <u>34</u> Years	Contact No: <u>9714030151</u>	Remarks:	
			Under-weight	<input type="checkbox"/>
			Normal	<input checked="" type="checkbox"/>
			Over-weight	<input type="checkbox"/>

i> BMI

Height (in Cm): <u>161</u>	Weight (in Kg): <u>64</u>	BMI: <u>24.7</u>		
----------------------------	---------------------------	------------------	--	--

ii> Blood Pressure & Pulse

120/80 mm/hg  
74/min.

If high or low, whether the person is on medication: YES /  NO

iii> Blood Tests & Lung Function Remarks

RS  
CVS  
CNS }

If abnormal, whether the person is on medication: YES /  NO

iv> Eye Test Remarks

Eye Test:  RT GIG  LT GIG  
Color Vision:

v> Heart Disease

Whether any specific heart ailment detected (ECG findings):  
normal

vi> Any other problems needing attention / Overall Assessment :

no

**Dr. Chirag Patel**  
M.B.B.S. G-49432

Signature of the Doctor

**Revival Diagnostic**  
401, Aqua Corridor,  
B/s. Star Bazar, Surat-395009  
Mo. 91062-28601

0261 2747788, 9825947712

4<sup>TH</sup> Floor, Aqua Corridor, Hazira Road, Adajan Pal, Surat-395009.

revivaldiagnostics.surat@gmail.com

www.revivaldiagnostics.com

This Medical Report Is Not Intended For Medico-legal Purposes.  
Laboratory Test Results Are Subject To Technical Limitation And Should  
Be Clinically Correlate For Final Diagnosis



# REVIVAL DIAGNOSTICS

Name	<b>MANOJKUMAR B SORATHIYA</b>	Age/Gender	<b>34Yrs/Male</b>
Reg No.	<b>3330/23</b>	Receipt No	<b>8</b>
Referred By	<b>BOB - MEDI WHEEL(PKG10000240)</b>	Mode of Payment	<b>CREDIT</b>
Collection Type	<b>CENTER</b>	Collection DateTime	<b>01-Apr-2023 08:33 AM</b>

## **BLOOD GROUP** - 01042321 Released at 01-Apr-2023 10:40 AM

Parameter	Result	Biological Ref.Range	Method
-Blood Group	"A"		
-Rh Factor	POSITIVE		

## **CBC** - 01042319 Released at 01-Apr-2023 09:44 AM

Parameter	Result	Biological Ref.Range	Method
-Haemoglobin	13.5 gm/dL	(13.5 - 18 gm/dL)	Auto
-RBC Count	4.67 mill/cumm	(4.6 - 6.2 mill/cumm)	Auto
-Total WBC Count	4800 /cumm	(4000 - 10000 /cumm)	Auto
-Platelet Count	2.82 lakh/cumm	(1.5 - 4.5 lakh/cumm)	Auto

## **Blood Indices**

-HCT	42.7 %	(40 - 55 %)	Auto
-MCV	91.5 fl	(80 - 92 fl)	Auto
-MCH	28.9 pg	(27 - 31 pg)	Auto
-MCHC	32.0 gm/dL	(32 - 36 gm/dL)	Auto
-RDW	13.0 %	(11 - 15 %)	Auto

## **Diff WBC Count**

-Polymorphs	50 %	(40 - 80 %)	Microscopically
-Lymphocytes	<b>45 %</b>	<b>H</b> (20 - 40 %)	Microscopically
-Eosinophils	03 %	(1 - 6 %)	Microscopically
-Monocytes	02 %	(2 - 7 %)	Microscopically
-Basophils	00 %	(0 - 1 %)	Microscopically
-PLATELET ON SMEAR	Adequate		Microscopically
-MALARIAL PARASITES	Malarial Parasites Not Detected		Microscopically

[Test performed on Fully Automated Hematology Analyzer ERBA H-360]

**Revival Diagnostics**

401-Aqua Corridor,  
Beside Star Bazar, Adajan,  
Surat-395009. Mo: 9825947712  
Dr. Shivangi Gandhi

M.B.B.S, M.D (Pathology)

revivaldiagnostics.surat@gmail.com



0261 2747788, 9825947712



4<sup>th</sup> Floor, Aqua Corridor, Hazira Road, Adajan Pal, Surat-395009.



www.revivaldiagnostics.com



This Medical Report Is Not Intended For Medico-legal Purposes.  
Laboratory Test Results Are Subject To Technical Limitation And Should  
Be Clinically Correlate For Final Diagnosis



# REVIVAL DIAGNOSTICS

Name	<b>MANOJKUMAR B SORATHIYA</b>	Age/Gender	<b>34Yrs/Male</b>
Reg No.	<b>3330/23</b>	Receipt No	<b>8</b>
Referred By	<b>BOB - MEDI WHEEL(PKG10000240)</b>	Mode of Payment	<b>CREDIT</b>
Collection Type	<b>CENTER</b>	Collection DateTime	<b>01-Apr-2023 08:33 AM</b>

**ESR** - 01042319 Released at 01-Apr-2023 09:54 AM

Parameter	Result	Biological Ref.Range	Method
-E.S.R	06 mm/hr	(1 - 10 mm/hr)	



## Revival Diagnostics

401-Aqua Corridor,  
Beside Star Bazar, Adajan,  
Surat-395009. Mo. 9825947712  
Dr. Shivangi Gandhi

**M.B.B.S, M.D (Pathology)**

revivaldiagnostics.surat@gmail.com



0261 2747788, 9825947712



4<sup>TH</sup> Floor, Aqua Corridor, Hazira Road, Adajan Pal, Surat-395009.



www.revivaldiagnostics.com

This Medical Report Is Not Intended For Medico-legal Purposes.  
Laboratory Test Results Are Subject To Technical Limitation And Should  
Be Clinically Correlate For Final Diagnosis



# REVIVAL DIAGNOSTICS

Name	<b>MANOJKUMAR B SORATHIYA</b>	Age/Gender	<b>34Yrs/Male</b>
Reg No.	<b>3330/23</b>	Receipt No	<b>8</b>
Referred By	<b>BOB - MEDI WHEEL(PKG10000240)</b>	Mode of Payment	<b>CREDIT</b>
Collection Type	<b>CENTER</b>	Collection DateTime	<b>01-Apr-2023 08:33 AM</b>

## **FBS & PPBS** - 01042320 Released at 01-Apr-2023 01:37 PM

Parameter	Result	Biological Ref.Range	Method
-Fasting Blood Sugar (FBS)	82 mg/dL	70-100 mg/dl Impaired Tolerance:100-125 Diabetes Mellitus:>=126 (On more than one occasion) (American diabetes association guidelines 2022)	
-Fasting Urine Sugar	Absent		
-Fasting Urine Acetone	Absent		
-PPBS	117 mg/dL	(90 - 140 mg/dL)	
-PP2BS URINE SUGAR	Absent		
-PP2BS URINE ACETONE	Absent		

## **HBA1C** - 01042319 Released at 01-Apr-2023 01:11 PM

Parameter	Result	Biological Ref.Range	Method
-HBA1C	5.3 %	HbA1C Degree of Glucose Control <5.6 % Non Diabetics 5.7 - 6.4 % Prediabetics > =6.5 % Diabetics (REF:Wallace, 11th Edition ) REMARKS: 6 - 7 % Excellent Control 7 - 8 % Good Control 8 - 10 % Unsatisfactory Control >10 % Poor Control	Boronate Affinity
-Method[]		High Performance Liquid Chromatography (HPLC)	

**Revival Diagnostics**

401-Aqua Corridor,

Beside Star Bazar Adajan,

Surat-395009 Mo. 9825947712

Dr. Shivangi Gandhi  
M.B.B.S, M.D (Pathology)

revivaldiagnostics.surat@gmail.com



0261 2747788, 9825947712




4<sup>th</sup> Floor, Aqua Corridor, Hazira Road, Adajan Pal, Surat-395009.



www.revivaldiagnostics.com



This Medical Report Is Not Intended For Medico-legal Purposes.  
Laboratory Test Results Are Subject To Technical Limitation And Should  
Be Clinically Correlate For Final Diagnosis



Name	<b>MANOJKUMAR B SORATHIYA</b>	Age/Gender	<b>34Yrs/Male</b>
Reg No.	<b>3330/23</b>	Receipt No	<b>8</b>
Referred By	<b>BOB - MEDI WHEEL(PKG1000240)</b>	Mode of Payment	<b>CREDIT</b>
Collection Type	<b>CENTER</b>	Collection DateTime	<b>01-Apr-2023 08:33 AM</b>

**LIVER FUNCTION TEST (LFT)** - 01042321 Released at 01-Apr-2023 01:12 PM

Parameter	Result	Biological Ref.Range	Method
-Serum Total Bilirubin	0.9 mg/dL	(0 - 1.3 mg/dL)	Diazo
-Serum Direct Bilirubin	0.3 mg/dL	(0 - 0.4 mg/dL)	Diazo
-Serum InDirect Bilirubin	0.6 mg/dL	(0.1 - 1.3 mg/dL)	Calculated
-Total Protein (TP)	6.8 gm/dL	(6.4 - 8.3 gm/dL)	Biuret
-Albumin (ALB)	3.9 gm/dL	(3.5 - 5.2 gm/dL)	BCG
-Globulin	2.9 gm/dL	(2.3 - 3.6 gm/dL)	Calculated
-A/G Ratio	1.34 gm/dL	(1 - 2.3 gm/dL)	Calculated
-SGPT(ALT)	23 U/L	(5 - 45 U/L)	IFCC, Kinetic without Pyridoxal Phosphate
-SGOT (AST)	21 U/L	(0 - 35 U/L)	IFCC, Without Pyridoxal Phosphate
-Alkaline Phosph.	56 U/L	(42 - 128 U/L)	ALP-AMP
-GGT	19 U/L	(5 - 50 U/L)	Glupa-C

[Test performed on Fully Automated Biochemistry Analyzer ERBA EM200]

REVIVAL  
DIAGNOSTICS

## Revival Diagnostics

401-Aqua Corridor,  
Beside Star Bazar, Adajan,  
Surat-395009. Mo. 9825947712

Dr. Shivangi Gandhi

M.B.B.S, M.D (Pathology)

revivaldiagnostics.surat@gmail.com



0261 2747788, 9825947712



4<sup>TH</sup> Floor, Aqua Corridor, Hazira Road, Adajan Pal, Surat-395009.




revivaldiagnostics.surat@gmail.com



www.revivaldiagnostics.com



# REVIVAL DIAGNOSTICS



Name	MANOJKUMAR B SORATHIYA	Age/Gender	34Yrs/Male
Reg No.	3330/23	Receipt No	8
Referred By	BOB - MEDI WHEEL(PKG10000240)	Mode of Payment	CREDIT
Collection Type	CENTER	Collection DateTime	01-Apr-2023 08:33 AM

### Creatinine - 01042321 Released at 01-Apr-2023 01:11 PM

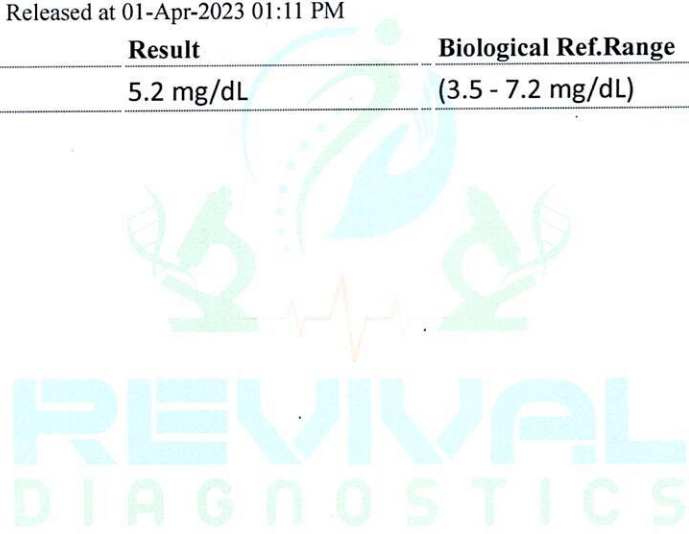
Parameter	Result	Biological Ref.Range	Method
-Creatinine	0.8 mg/dL	(0.6 - 1.4 mg/dL)	ENZYMATIC

### BUN - 01042321 Released at 01-Apr-2023 01:11 PM

Parameter	Result	Biological Ref.Range	Method
-Blood Urea Nitrogen (BUN)	23 mg/dL	H (6 - 20 mg/dL)	Calculated

### Uric Acid - 01042318 Released at 01-Apr-2023 01:11 PM

Parameter	Result	Biological Ref.Range	Method
-Uric Acid	5.2 mg/dL	(3.5 - 7.2 mg/dL)	Uricase-POD



## Revival Diagnostics

401-Aqua Corridor  
Beside Star Bazar, Adajan,  
Surat-395009, Mo. 9825947712  
Dr. Shivangi Gandhi

M.B.B.S, M.D (Pathology)  
revivaldiagnostics.surat@gmail.com



0261 2747788, 9825947712



4<sup>TH</sup> Floor, Aqua Corridor, Hazira Road, Adajan Pal, Surat-395009.



revivaldiagnostics.surat@gmail.com




www.revivaldiagnostics.com

This Medical Report Is Not Intended For Medico-legal Purposes.  
Laboratory Test Results Are Subject To Technical Limitation And Should  
Be Clinically Correlate For Final Diagnosis



# REVIVAL DIAGNOSTICS



Name	<b>MANOJKUMAR B SORATHIYA</b>	Age/Gender	<b>34Yrs/Male</b>
Reg No.	<b>3330/23</b>	Receipt No	<b>8</b>
Referred By	<b>BOB - MEDI WHEEL(PKG1000240)</b>	Mode of Payment	<b>CREDIT</b>
Collection Type	<b>CENTER</b>	Collection DateTime	<b>01-Apr-2023 08:33 AM</b>

## Lipid Profile - 01042321 Released at 01-Apr-2023 01:12 PM

Parameter	Result	Biological Ref.Range	Method
-Serum Cholesterol	222 mg/dL	Desirable < 200 mg/dl Borderline High : 200-239 mg/dl High : > 240 mg/dl	CHOD-PAP
-Serum Triglyceride	282 mg/dL	H Normal < 150 mg/dl Borderline High : 150 - 159 mg/dl High : 200 - 499 mg/dl Very High : 500 mg/dl	GPO-POD Method
-Serum HDLD(Direct)	49 mg/dL	Normal :> 55 mg/dl Borderline : 35-55 mg/dl Undesirable: < 35 mg/dl	PVS-PEGME Precipitation with CHOD-POD
-Serum VLDL	56 mg/dL	H (5 - 30 mg/dL)	Calculated
-Serum LDLD(Direct)	117 mg/dL	Optimal:< 100 mg/dl Above Optimal : 100- 129 mg/dl Borderline High : 130-159 mg/dl High : > 160-189mg/dl Very High : >190 mg/dl	Calculated
-Chol/HDL	4.53	Low risk: <3.8 Medium Risk: 3.8 to 5.9 High Risk: > 6	Calculated
-LDL/Chol	1.90	Low risk: <3.55 Medium Risk: 3.55 to 4.0 High Risk: > 6	Calculated

[Test performed on Fully Automated Biochemistry Analyzer ERBA EM200]

## Revival Diagnostics

401-Aqua Corridor  
Beside Star Bazar, Adajan,  
Surat-395009. Mo. 9825947712  
Dr. Shivangi Gandhi



0261 2747788, 9825947712



4<sup>TH</sup> Floor, Aqua Corridor, Hazira Road, Adajan Pal, Surat-395009.



M.B.B.S, M.D (Pathology)  
revivaldiagnostics.surat@gmail.com



www.revivaldiagnostics.com

This Medical Report Is Not Intended For Medico-legal Purposes.  
Laboratory Test Results Are Subject To Technical Limitation And Should  
Be Clinically Correlate For Final Diagnosis



Name	<b>MANOJKUMAR B SORATHIYA</b>	Age/Gender	<b>34Yrs/Male</b>
Reg No.	<b>3330/23</b>	Receipt No	<b>8</b>
Referred By	<b>BOB - MEDI WHEEL(PKG10000240)</b>	Mode of Payment	<b>CREDIT</b>
Collection Type	<b>CENTER</b>	Collection DateTime	<b>01-Apr-2023 08:33 AM</b>

### Urine Routine & Micro Examination - 01042323 Released at 01-Apr-2023 12:37 PM

Parameter	Result	Biological Ref.Range	Method
<b><u>Physical Examination</u></b>			
-Quantity	20		Manual
-Colour	Pale Yellow	Pale Yellow	Manual
-Appearance	Clear	Clear	Manual
-Reaction (pH)	Acidic		Dipstick
-Specific Gravity	1.025		Dipstick
<b><u>Chemical Examination</u></b>			
-Proteins.	Absent		Dipstick
-Sugar	Absent		Dipstick
-Acetone.	Absent		Dipstick
-Bile Salts	Absent	Absent	Dipstick
-Bile Pigments	Absent	Absent	Dipstick
-Occult Blood Test (OBT).	Negative		Dipstick
<b><u>Microscopic Examination</u></b>			
-Pus Cells	1-2		Microscopically
-Red Blood Cells	Absent		Microscopically
-Epithelial Cells	Occasional		Microscopically
-Bacteria.	Absent		Microscopically
-Crystals	Absent	Absent	Microscopically
-Others	NIL	Absent	Microscopic Examination

**Revival Diagnostics**

401-Aqua Corridor,

Beside Star Bazar, Adajan,

Surat-395009, Mo. 9825947712

Dr. Shivangi Gandhi

M.B.B.S, M.D (Pathology)

revivaldiagnostics.surat@gmail.com



0261 2747788, 9825947712



4<sup>th</sup> Floor, Aqua Corridor, Hazira Road, Adajan Pal, Surat-395009.



www.revivaldiagnostics.com

This Medical Report Is Not Intended For Medico-legal Purposes.  
Laboratory Test Results Are Subject To Technical Limitation And Should  
Be Clinically Correlate For Final Diagnosis





# REVIVAL DIAGNOSTICS

Name	<b>MANOJKUMAR B SORATHIYA</b>	Age/Gender	<b>34Yrs/Male</b>
Reg No.	<b>3330/23</b>	Receipt No	<b>8</b>
Referred By	<b>BOB - MEDI WHEEL(PKG10000240)</b>	Mode of Payment	<b>CREDIT</b>
Collection Type	<b>CENTER</b>	Collection DateTime	<b>01-Apr-2023 08:33 AM</b>

**Total T3 T4 TSH** - 01042321 Released at 01-Apr-2023 12:49 PM

Parameter	Result	Biological Ref.Range	Method
-Total T3	0.90 ng/ml	(0.87 - 1.78 ng/ml)	Fluorescence Enzyme Immunoassay
-Total T4	7.11 ug/dl	(4.6 - 11 ug/dl)	Fluorescence Enzyme Immunoassay
-TSH	2.51 uIU/ml	0.50 - 5.50 uIU/ml 5.5 to 15 ul U/ml - Suggested Clinical co-relation or Repeat test with new sample as physiological factors can give false high TSH Above 15uIU/ml Hypothyroid PREGNANT WOMEN normal ranges for TSH: 1st Trimester : 0.0878 - 2.8293 uIU/ml 2nd Trimester : 0.1998 - 2.7915 uIU/ml 3rd Trimester : 0.307 - 2.9028 uIU/ml Ref: TIETZ Fundamentals of Clinical Chemistry	Fluorescence Enzyme Immunoassay

[Test performed on Fully Automated Immunology Analyzer Maglumi-600]

**Revival Diagnostics**

401-Aqua Corridor,  
Beside Star Beza, Adajan,  
Surat-395009. Mo. 9825947712  
Dr. Shivangi Gandhi

M.B.B.S, M.D (Pathology)



0261 2747788, 9825947712



4<sup>th</sup> Floor, Aqua Corridor, Hazira Road, Adajan Pal, Surat-395009.



revivaldiagnostics.surat@gmail.com



www.revivaldiagnostics.com

This Medical Report Is Not Intended For Medico-legal Purposes.  
Laboratory Test Results Are Subject To Technical Limitation And Should  
Be Clinically Correlate For Final Diagnosis



NAME: Manojkumar Sorathiya SEX: M  
BIRTHDATE: 03/11/1988 AGE: 34

## DEPARTMENT OF OPHTHALMOLOGY

### EYE TEST:

#### 1. VISION:

RIGHT EYE - 6/6

LEFT EYE - 6/6

#### 2. COLOR VISION:

RIGHT EYE - (P)

LEFT EYE - (P)

#### 3. FUNDUS:

RIGHT EYE - (P)

LEFT EYE - (P)

### REMARKS:

**Revival Diagnostic**  
Ophthalmologist/Optomtrist  
B/s. Star Bazar, Surat-395009  
Mo. 91062-28601



0261 2747788, 9825947712



4<sup>TH</sup> Floor, Aqua Corridor, Hazira Road, Adajan Pal, Surat-395009.



revivaldiagnostics.surat@gmail.com



www.revivaldiagnostics.com



# REVIVAL DIAGNOSTICS

## Dental Assessment Form

NAME  
AGE

Manojkumar Saranathiya  
34

DATE  
SEX

01/04/2022  
M

### \* CHIEF COMPLAINT

- A CLINICAL FEATURES :- normal
- 1 CAVIES :- no
- 2 MISSING TOOTH :- no
- 3 MALOCCLUSION :- no
- 4 FILLING :- no
- B DIAGNOSIS :- normal
- C PERSONAL HISTORY :- Tobacco stain
- D PROVISIONAL D/G :- 2
- E MEDICAL HISTORY :- no
- F FINAL D/G :- normal
- G TREATMENT PLAN :- no

CLINT SIGN

**Revival Diagnostic**  
DOC. SIGN: ridor,  
401, AQUA CORRIDOR,  
B/s. Star Bazar, Surat-395009  
Mo. 91062-28601

Manojkumar Saranathiya



0261 2747788, 9825947712



4<sup>TH</sup> Floor, Aqua Corridor, Hazira Road, Adajan Pal, Surat-395009.



revivaldiagnostics.surat@gmail.com



www.revivaldiagnostics.com

This Medical Report Is Not Intended For Medico-legal Purposes.  
Laboratory Test Results Are Subject To Technical Limitation And Should  
Be Clinically Correlate For Final Diagnosis



Name	<b>MANOJKUMAR B SORATHIYA</b>	Age/Gender	<b>34Yrs/Male</b>
Reg No.	<b>3330/23</b>	Receipt No	<b>8</b>
Referred By	<b>BOB - MEDI WHEEL(PKG10000240)</b>	Mode of Payment	<b>CREDIT</b>
Collection Type	<b>CENTER</b>	Collection DateTime	<b>01-Apr-2023 08:33 AM</b>

## USG OF ABDOMEN & PELVIS

### **LIVER:**

Liver is normal in size and echotexture.  
No evidence of focal SOL or dilatation of IHBR seen.  
Portahepatis appear normal.

### **GALLBLADDER:**

Gallbladder appeared normal. No calculus or mass lesion seen.

### **PANCREAS:**

Pancreas appears normal in size and echotexture.  
No focal lesion, mass or pancreatitis.

### **SPLEEN:**

Spleen appears normal in size and echotexture.

### **PARAAORTIC REGION:**

Aorta grossly appears normal.  
No paraaortic lymphnodes seen.

### **KIDNEYS:**

Both kidneys appear normal in size, shape and in position.  
Cortex and collecting system of both kidneys appears normal.  
No evidence of calculus or obstructive uropathy on either side.

### **URINARY BLADDER:**

Bladder appears normal. No calculus or mass lesion is seen.

### **PROSTATE:**

Prostate appears normal in size and echotexture.  
No evidence of free fluid in pelvis.

**COMMENTS: Normal USG Abdoman and pelvis**

**Dr. Chirag K. Patel**  
MBBS-DMPD  
Reg. No. G-23509  
Revival Diagnostics  
Radiologist  
4th Floor, Aqua Corridor,  
Nr. Star Bazar, Hazira Main Road,  
Adajan, Surat-395009.  
Mo. 97266 726683



0261 2747788, 9825947712



4<sup>th</sup> Floor, Aqua Corridor, Hazira Road, Adajan Pal, Surat-395009.



revivaldiagnostics.surat@gmail.com



www.revivaldiagnostics.com



## 2D-ECHOCARDIOGRAPHY & COLOR DOPPLER REPORT

Name:	MANOJKUMAR B. SORATHIYA	Age/Gender	34Yrs /Male
Referred by.	MEDI WHEEL	Date	01 /04/2023


**INDICATION:** Preventive Health check up

- **CARDIAC CHAMBERS:** Left Ventricle: Normal size, Left Atrium: Normal size.
- No e/o thrombus in LA/LV.
- **Right Atrium:** Normal size. **Right Ventricle:** Normal size,
- **Normal Right Ventricular function.** (TAPSE=20mm)
- **Normal Left Ventricular systolic function.** LVEF = 60% ,  
No regional wall abnormality. No thinning / scarring / dyskinesia of LV wall.
- **No Concentric Left Ventricular Hypertrophy.** (IVSd= 10 mm),
- **LV Compliance :**  
NO Left Ventricular Diastolic Dysfunction [LVDD].
- **VALVES:**
- Structurally Normal Mitral valve/ Aortic valve/Tricuspid valve/ Pulmonary valve .  
No significant Valvular Stenosis.
- **Doppler findings:** AV max = 1.22 m/s, PV max = 0.91 m/s.  
Trivial MR, Trivial Tricuspid regurgitation.
- **No Pulmonary Arterial Hypertension.** PASP by TRjet vel.method = 23 mmHg.
- **SEPTAE:** IAS / IVS Appear Intact.
- **IVC :** Normal in dimension and shows good inspiratory 13mm collapse.
- **OTHERS:** No e/o Pericardial effusion / vegetation.

### IMPRESSION:

NORMAL LV SYSTOLIC FUNCTION, LVEF= 60 %, NO RWMA,  
NO LVH , NO LVDD , NO PAH.

**Revival Diagnostics**  
401-Aqua Corridor,  
Beside Star Bazar, Adajan,  
Surat-395009. Mo. 9825947712

  
**DR. ADITYA BORA**  
MBBS,DNB,PGDCC  
**PHYSICIAN & CLINICAL  
CARDIOLOGIST**



0261 2747788, 9825947712



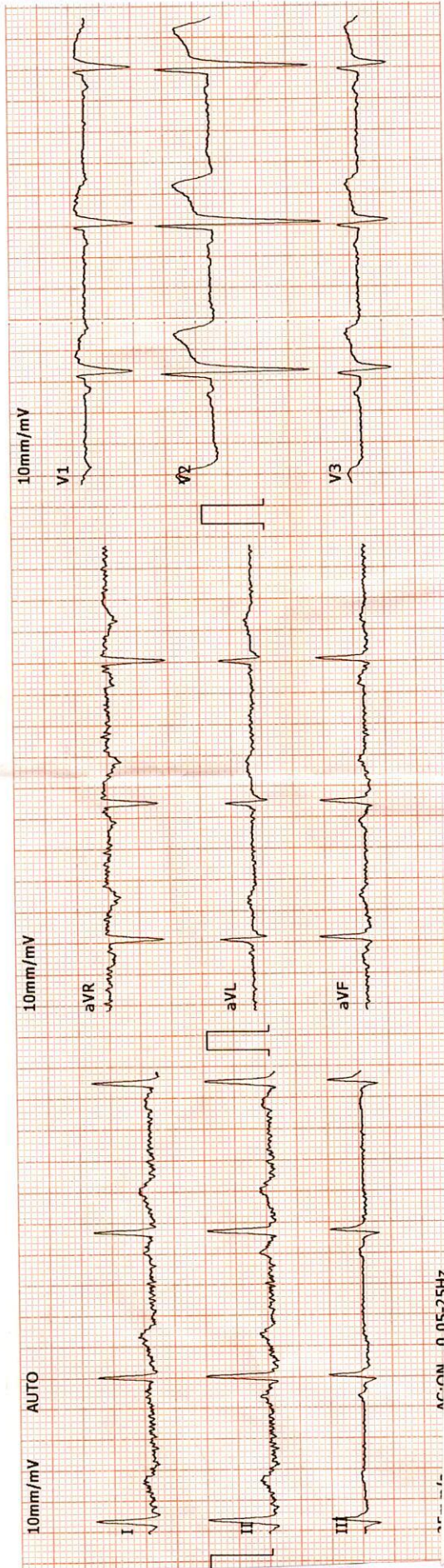
4<sup>TH</sup> Floor, Aqua Corridor, Hazira Road, Adajan Pal, Surat-395009.



revivaldiagnostics.surat@gmail.com



www.revivaldiagnostics.com



2023-4-1 8:41:07 ID: 00005253

ID Card: Name: MANOJ Gender: Male  
 Age: 33 Height(cm): 160  
 Weight(Kg): 64 BP(mmHg): /

HR: 64 bpm  
 P-R: 123 ms  
 Q-R-S: 123 ms  
 QT/QTc: 386/396 ms  
 P/QRS/T AXES: 60/47/60 deg  
 RV5/SV1: 0.95/0.73 mV  
 RV5+SV1: 1.68 mV

\*The result must be confirmed by doctor!  
 Report Confirmed by: *[Signature]*

**Revival Diagnostics**  
 401-Aqua Corridor,  
 Beside Star Bazar, Adajan,  
 Surat-395009. Mo. 9823947712

**DR. ADITHYAN S. BORA**  
 MBBS, DNB, PGDCC  
 PHYSICIAN & CLINICAL CARDIOLOGIST  
 G-5 4906



# REVIVAL DIAGNOSTICS

Name	MANOJKUMAR B SORATHIYA	Age/Gender	34Yrs/Male
Reg No.	3330/23	Receipt No	8
Referred By	BOB - MEDI WHEEL(PKG10000240)	Mode of Payment	CREDIT
Collection Type	CENTER	Collection DateTime	01-Apr-2023 08:33 AM

## ECG

- REPORT :

1. The rhythm is sinus.
2. Heart rate is 64 beats per minute.
3. Normal P,QRS,T wave axis.
4. Normal PR,QRS,Q.T. Duration.
5. No pathological q wave or ST-T changes seen.
6. No evidence of chamber hypertrophy or enlargement seen.

IMPRESSION : ECG WITHIN NORMAL LIMITS

**Revival Diagnostics**  
401-Aqua Corridor,  
Beside Star Bazar, Adajan,  
Surat-395009. Mo. 9825947712

**DR. ADITYAS BORA**  
MBBS, DNB  
PHYSICIAN & CLINICAL CARDIOLOGIST  
G-54906



0261 2747788, 9825947712



4<sup>TH</sup> Floor, Aqua Corridor, Hazira Road, Adajan Pal, Surat-395009.



revivaldiagnostics.surat@gmail.com



www.revivaldiagnostics.com

This Medical Report Is Not Intended For Medico-legal Purposes.  
Laboratory Test Results Are Subject To Technical Limitation And Should  
Be Clinically Correlate For Final Diagnosis

R

NAME : MANOJKUMAR B SORATHIYA  
AGE: 34 YRS / MALE  
REF BY: MEDI WHEEL







Name	MANOJKUMAR B SORATHIYA	Age/Gender	34Yrs/ Male
Reg No.	3330/23	Receipt No	8
Referred By	BOB - MEDI WHEEL(PKG10000240)	Mode of Payment	CREDIT
Collection Type	CENTER	Collection DateTime	01-Apr-2023 08:33 AM

### CHEST RADIOGRAPH (PA VIEW)

- Hilar shadows are within normal limits.
- Pulmonary vasculature appears normal.
- Cardiac appears normal in size.
- Both dome of the diaphragm are smooth.
- Both costophrenic recesses are clear.
- Both lung fields appear normal.
- Visualized bones and soft tissue shadows appear normal.

IMPRESSION: NORMAL STUDY.

DR. CHIRAG K PATEL  
RADIOLOGIST

REVIVAL  
DIAGNOSTICS

**Dr. Chirag K. Patel**

MBBS-DMPD

Reg. No. 52999

Signature  
**Revival Diagnostic**

4th Floor, Aqua Corridor,  
Nr. Star Bazar, Hazira Main Road,  
Adajan, Surat-395009.  
Mo. 97266 726683



0261 2747788, 9825947712



4<sup>TH</sup> Floor, Aqua Corridor, Hazira Road, Adajan Pal, Surat-395009.



revivaldiagnostics.surat@gmail.com



www.revivaldiagnostics.com