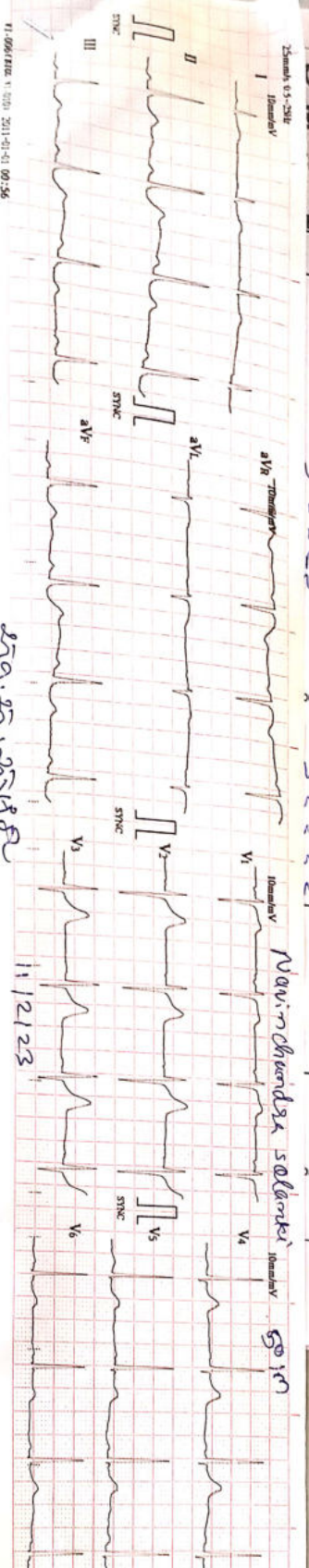


11:06:42 AM v: 020 2014-01-01 00:56



250.25.22.18

11/21/23

Standard 12-lead ECG

Navin Chandra Solanki

50 yrs

HR : 73 bpm  
 R-R : 817 ms  
 P-R : 142 ms  
 QRS : 84 ms  
 QT/QTc : 348/384 ms  
 P/QRS/T : 82/79/77 degrees  
 RS/ST1 : 1.540/1.000 mV  
 RV5-ST1 : 2.540 mV

Uncalibrated report verified by:

Sinus Brachycardia  
 T Abnormality  
 Dr. Krish P. Vaidya  
 Associate Consultant-Cardiologist  
 Reg. No. G-50510



# Heart & General Clinic

Icure Heart & Diet Clinic, 402, Epsilon tower, opp Pasha bhai park, Race course, Vadodara

## :: PERSONAL HEALTH REPORT ::

Name:- Navinchandra Solanki	*DATE 11/2/23
	SR. NO. SEX. Male AGE 50yrs HEIGHT 155 cms WEIGHT 58 K.G.

### HISTORY

Present History : NO  
 Past Illness History : NO Diabetes/Hypertension/Tuberculosis/Asthma/Epilepsy  
 Past Occupational History : NO  
 Family History : NO  
 Personal History : NO  
 Addiction : NO Tobacco/Gutkha/Smoking/Alcohol

### GENERAL EXAMINATION

T.P.R. : 70/min B.P. : 120/80 mm Hg

Pallor/Icterus/Cyanosis/Varicosity/Lymph Nodes/Thyroid/Oedema/NVE/Other :

### SYSTEMIC EXAMINATION

R.S. : MAD  
 C.V.S : MAD  
 C.N.S : MAD  
 A.S. : MAD  
 Musculo-skelet System : MAD

E.N.T. Ex.	MAD	ACUITY OF VISION		RT EYE +1	LT EYE +1.5
Dental Ex.	MAD	Without Glass	DISTANT	6/	6/
Skin Ex.	MAD		Near	6/	6/
Psychic Ex.	MAD	With Glass	DISTANT	6/ 6	6/ 6
			Near	6/ 6	6/ 6
		COLOUR BLINDNESS MAD			

### REMARK

#### ADVICE

The Worker is FIT/UNFIT for the assigned job.



Dr. Krish P. Vaidya  
 MD, P. J. C.C.  
 Associate Consultant - Cardiology  
 Reg. DR. KRISH VAIDYA

MD G-50510, CH

ભારત સરકાર  
Government of India

સોલંકી નવીનચંદ્ર  
Solanki Navinchandra

જન્મનું વર્ષ / Year of Birth : 1972  
પુરુષ / Male

5468 9390 6434

આધાર - સામાન્ય માણસનો અધિકાર

શ્રી. સ. સોલંકી



**B** બેંક ઓફ વડોદરા  
Bank of Baroda

નામ: નવીનચંદ્ર અંબાલાલ સોલંકી  
Name: NAVINCHANDRA AMBALAL SOLANKI

સંબંધિત વૃદ્ધ નં.  
E.C. No. 78647

સંસ્કરણ અધિકારી  
Issuing Authority

સહી  
Signature of Holder





# BARODA DIAGNOSTIC LABORATORY

302, Trivia Complex, Natubhai Circle, Race Course, Vadodara. ☎ +91 8866009950 / 7405009950 📧 bdl95950@gmail.com



Patient's name : Navinchandra Solanki  
Age/Sex : 50 Years/Male  
Referred by : C/o. I Cure Heart & Diet Clinic  
Sample From : LAB  
UHID :

Reg. ID : icure-615-19  
Accession : 26599  
Reg. Date : 11/02/2023  
Collection Time : 11/02/2023 14:43

## COMPLETE BLOOD COUNT

Sample Type: EDTA

Test Name	Result	Units	Biological Reference Interval
<b><u>Blood Counts</u></b>			
Haemoglobin :	14.2	Gms%	13.5 - 18.0
Total R.B.C. :	<b>4.20</b>	mill/c.mm	4.7 - 6.0
Total W. B. C. :	5500	/cu mm	4000 - 10500
Platelet Count :	331000	/cu.mm	1,50,000 - 4,50,000
<b><u>Differential Count</u></b>			
Neutrophils :	60	%	40 - 70
Lymphocytes :	37	%	20 - 40
Eosinophils :	02	%	1 - 4
Monocytes :	<b>01</b>	%	2 - 6
Basophils :	00	%	0 - 01
<b><u>Blood Indices</u></b>			
P. C. V :	<b>36.0</b>	%	42 - 52
M. C. V. :	85.7	fl	78 - 100
M.C.H :	<b>33.8</b>	pg	27 - 31
M. C. H. C :	<b>39.4</b>	%	32 - 36
R.D.W :	12.8	%	11.5 - 14.0
<b><u>E.S.R.( Westergren Method )</u></b>			
After one hour :	6	mm	1 - 7



Page 1 of 7

Page 1 of 2





# BARODA DIAGNOSTIC LABORATORY

302, Trivia Complex, Natubhai Circle, Race Course, Vadodara. ☎ +91 8866009950 / 7405009950 📧 bdl95950@gmail.com



\* 2 6 5 9 9 \*

Patient's name : Navinchandra Solanki  
Age/Sex : 50 Years/Male  
Referred by : C/o. I Cure Heart & Diet Clinic  
Sample From : LAB  
UHID :

Reg. ID : icure-615-19  
Accession : 26599  
Reg. Date : 11/02/2023  
Collection Time : 11/02/2023 14:43

Sample Type: Serum

## THYROID FUNCTION

Test Name	Result	Units	Biological Reference Interval
TOTAL T3 :	1.03	ng/ml	0.84 - 2.0
TOTAL T4 :	6.92	ug/dl	5.1 - 14.0
TSH :	1.81	mIU/L	0.25 - 5.0

Method : CLIA



LAB  
LAB USE ONLY (Entered by :AP Enter Date/Time:11/02/2023 4:48:00 PM) (Verify by :OP1 Verify Date/Time:11/02/2023 5:22:00 PM)





# BARODA DIAGNOSTIC LABORATORY

302, Trivia Complex, Natubhai Circle, Race Course, Vadodara. ☎ +91 8866009950 / 7405009950 📧 bdl95950@gmail.com



\* 2 6 5 9 9 \*

Patient's name	: Navinchandra Solanki	Reg. ID	: icure-615-19
Age/Sex	: 50 Years/Male	Accession	: 26599
Referred by	: C/o. I Cure Heart & Diet Clinic	Reg. Date	: 11/02/2023
Sample From	: LAB	Collection Time	: 11/02/2023 14:43
UHID	:		

Sample Type: Serum

## PSA

Test Name	Result	Units	Biological Reference Interval
PSA :	0.6	ng/ml	0 - 4.5

Interpretation guide :  
 : PSA is a Glycoprotein found in prostate acinar cells,  
 Ref. range <4.5 ng/ml. increased with age < 6.5 ng/ml, if more than  
 70yrs.

\* Use:  
 -Monitor response to therapy of ca. prostate.  
 -PSA of >100 ng/ml predicts bone metastasis with 73% positive  
 predictive value.

\* Increased in ->  
 -Prostate cancer.  
 -Prostatitis.  
 -Prostatic ischemia (Sometime too high level).  
 -Prostate massage.  
 -Needle biopsy/TUR.  
 -Indwelling catheter.  
 -Vigorous bicycle exercise.  
 -Radiation therapy.

Method : Electrochemiluminescence Immunoassay "ECLIA"





# BARODA DIAGNOSTIC LABORATORY

302, Trivia Complex, Natubhai Circle, Race Course, Vadodara. ☎ +91 8866009950 / 7405009950 ✉ bdl95950@gmail.com



Patient's name : Navinchandra Solanki  
Age/Sex : 50 Years/Male  
Referred by : C/o. I Cure Heart & Diet Clinic  
Sample From : LAB  
UHID :  
Reg. ID : icure-615-19  
Accession : 26599  
Reg. Date : 11/02/2023  
Collection Time : 11/02/2023 14:43

## RENAL FUNCTION TEST

Test Name	Result	Units	Biological Reference interval
Urea :	12	mg/dl	10 - 50
Bun (Calculated) :	5.6	mg/dl	0 - 18
Creatinine :	0.86	mg/dl	0.4 - 1.5
Uricacid :	4.53	mg/dl	3.4 - 7.0
BUN CREAT RATIO :			10:1 - 20:1

Done on Fully automated biochemistry analyser - COBAS C 111



LAB  
LAB USE ONLY (Entered by :AP Enter Date/Time:11/02/2023 4:48:00 PM) (Verify by :OP1 Verify Date/Time:11/02/2023 5:22:00 PM)







# BARODA DIAGNOSTIC LABORATORY

302, Trivia Complex, Natubhai Circle, Race Course, Vadodara. ☎ +91 8866009950 / 7405009950 ✉ bd195950@gmail.com



\* 2 6 5 9 9 \*

Patient's name : Navinchandra Solanki  
Age/Sex : 50 Years/Male  
Referred by : C/o. I Cure Heart & Diet Clinic  
Sample From : LAB  
UHID :

Reg. ID : icure-615-19  
Accession : 26599  
Reg. Date : 11/02/2023  
Collection Time : 11/02/2023 14:43

## LIVER FUNCTION TEST

Sample Type: Serum

Test Name	Result	Units	Biological Reference Interval
S.G.P.T (ALT) :	16	U/L	0 - 40
S.G.O.T (AST) :	20	U/L	0 - 37
ALK.PHOSPHATASE :	58	U/L	40 - 130
G.G.T :	10.8	U/L	8 - 78
<b><u>Bilirubin</u></b>			
Total :	0.39	mg/dl	0.2 - 1.0
Direct :	0.24	mg/dl	0 - 0.6
Indirect :	0.15	mg/dl	0 - 0.5
<b><u>Serum Proteins</u></b>			
Total Protein :	7.0	gms/dl	6.4 - 8.3
Albumin :	4.13	gms/dl	3.8 - 4.4
Globulins :	2.87	gms/dl	2.3 - 3.5
A/G Ratio :	1.44		0.9 - 2.9

Done on Fully automated biochemistry analyser - COBAS C 111



Page 6 of 7

LAB

LAB USE ONLY (Entered by :AP Enter Date/Time:11/02/2023 4:48:00 PM) (Verify by :OP1 Verify Date/Time:11/02/2023 5:22:00 PM)



Scanned with OKEN Scanner





# BARODA DIAGNOSTIC LABORATORY

302, Trivia Complex, Natubhai Circle, Race Course, Vadodara. ☎ +91 8866009950 / 7405009950 ✉ bdl95950@gmail.com



Patient's name : Navinchandra Solanki  
Age/Sex : 50 Years/Male  
Referred by : C/o. I Cure Heart & Diet Clinic  
Sample From : LAB  
UHID :

Reg. ID : icure-615-19  
Accession : 26599  
Reg. Date : 11/02/2023  
Collection Time : 11/02/2023 14:43

## LIPID PROFILE

Sample Type: Serum

Test Name	Result	Units	Biological Reference Interval
Cholesterol :	139	mg/dl	0 - 200
Triglyceride :	106	mg/dL	0 - 150
HDL - Cholesterol :	43	mg/dL	35 - 65
LDL - Cholesterol :	74.8	mg/dL	0 - 130
VLDL - Cholesterol :	21.2	mg/dL	0 - 30
Total Cholesterol/HDL Ratio :	3.23		1 - 6
LDL / HDL Cholesterol Ratio :	1.74		0 - 3.5

Done on Fully automated biochemistry analyser - COBAS C 111



LAB

LAB USE ONLY (Entered by :AP Enter Date/Time:11/02/2023 4:48:00 PM) (Verify by :OP1 Verify Date/Time:11/02/2023 5:22:00 PM)





# BARODA DIAGNOSTIC LABORATORY

302, Triva Complex, Natubhai Circle, Race Course, Vadodara. ☎ +91 8866009950 / 7405009950 📧 bdi95950@gmail.com



\* 2 6 5 9 7 \*

Patient's name	: Navinchandra Solanki	Reg. ID	: icure-614-19
Age/Sex	: 50 Years/Male	Accession	: 26597
Referred by	: C/o. I Cure Heart & Diet Clinic	Reg. Date	: 11/02/2023
Sample From	: LAB	Collection Time	: 11/02/2023 14:42
UHID	:		

## HbA1C REPORT

Sample Type: EDTA

Test Name	Result	Units	Biological Reference Interval
HbA1C :	6.31	%	Excellent control: 4.2-6.2 Good Control : 6.3-7.2 Fair Control : 7.3-8.2 Poor Control : >8.3
Mean Blood Glucose levels : of last 03months	134.0	mg/dl	

### NOTE

\*As per the new 2009 update of American Diabetes Association regarding HbA1C & Mean Blood Glucose relationship.

This test is used to monitor diabetic patients compliance with the therapeutic regimen and long term blood glucose control. It's level is proportional to both the average blood glucose concentration and the life span of the red blood cells (RBC) in circulation. HbA1c values are free of day to day glucose fluctuations and are unaffected by exercise or recent food intake.



LAB

LAB USE ONLY (Entered by :AP Enter Date/Time:11/02/2023 5:00:00 PM) (Verify by :OP1 Verify Date/Time:11/02/2023 5:14:00 PM)







# BARODA DIAGNOSTIC LABORATORY

Name : NAVINCHANDRA SOLANKI  
Ref By : ICURE HEART & DIET CLINIC

Age/Sex : 50 Yrs./M  
Date : 11/02/2023  
Report ID. : 15

## HAEMOGRAM PROFILE

TEST	RESULT
Blood Group	: " O "
Rh Factor (Anti D.)	: " POSITIVE "

## BIOCHEMISTRY

### FASTING (FBS)

Blood Glucose : 132.0 mg/dL 70 - 110 mg/dL

### POST-PRANDIAL

Blood Glucose : 164.0 mg/dL 80 - 140 mg/dL

Done By Fully Auto Analyzer MIURA, A-1004

END OF REPORT



24<sup>7</sup> OPEN 365 DAYS

Dr. Nehal Tiwari  
(MD)  
Consultant Pathologist  
(Reg No. G-54530)

Dr. Priya Kriplani  
(MD)  
Consultant Pathologist  
(Reg No. G-46004)

302, Trivia Complex, Natubhai Circle, Race Course, Vadodara. ☎ +91 8866009950 / 7405009950 ✉ bdi95950@gmail.com

Laboratory results serve as an aid to diagnosis & should be interpreted in relation to clinical findings. Please refer back to laboratory in case of any discrepancy





# BARODA DIAGNOSTIC LABORATORY

Name : NAVINCHANDRA SOLANKI  
Ref By : ICURE HEART & DIET CLINIC

Age/Sex : 50 Yrs./M  
Date : 11/02/2023  
Report ID. : 15

## EXAMINATION OF URINE

TEST	RESULT	UNIT
Sample	: FASTING	
<b>PHYSICAL EXAMINATION</b>		
Quantity	: 20	mL
Colour	: COLOURLESS	
Transperancy	: CLEAR	
Specific Gravity	: 1.003	
Reaction	: ACIDIC	
Deposits	: ABSENT	
<b>CHEMICAL EXAMINATION</b>		
Albumin	: NIL	
Sugar	: NIL	
Acetone	: ABSENT	
Bile Salts	: ABSENT	
Bile Pigments	: ABSENT	
Urobilinogen	: NORMAL : ~ < 1.0 mg/dL	
Occult Blood	: ABSENT	
Nitrate	: ABSENT	
<b>MICROSCOPIC EXAMINATION</b>		
Pus Cells	: 0-1 / hpf	
RBC	: NIL	
Epithelial Cells	: NIL	
Crystals	: NIL	
Amorphous Phosphate	: NIL	
Cast	: NIL	

END OF REPORT



Dr. Nehal Tiwari  
(MD)  
Consultant Pathologist  
(Reg. No. G-54530)



Dr. Priya Kriplani  
(MD)  
Consultant Pathologist  
(Reg. No. G-46004)

02, Triva Complex, Natubhai Circle, Race Course, Vadodara. ☎ +91 8866009950 / 7405009950 ✉ bdl95950@gmail.com

Laboratory results serve as an aid to diagnosis & should be interpreted in relation to clinical findings. Please refer back to laboratory in case of any discrepancy

  
**Heart & General Clinic**

**2D Echocardiography & Color Doppler Report**

iCure Hear care, 402, Epsilon tower, opp Pasha bhai park, Race course, Vadodara

**Patient Name: Mr Navinchandra Solanki**

**Dates: 11 / 02 / 2023**

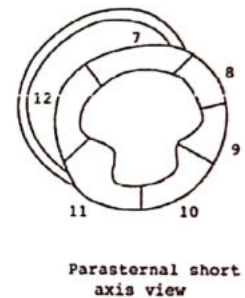
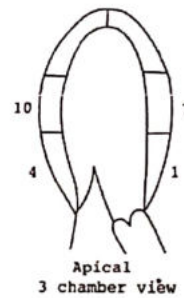
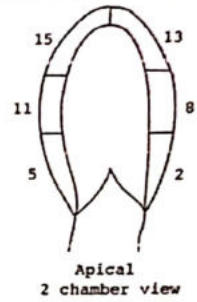
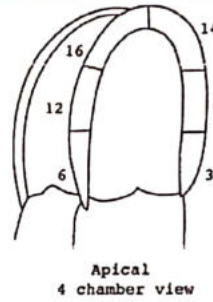
**Age Gender: male - 50 Years**

**M. Mode Study:**

<b>LA</b>	<b>37</b>	<b>IVS</b>	<b>10</b>	<b>PWD</b>	<b>11</b>
<b>AO</b>	<b>25</b>	<b>LVDs</b>	<b>23</b>	<b>LVDd</b>	<b>47</b>

**Doppler Study:**

<b>Mitral Valve</b>	<b>E: 0.98 A: 0.55</b>
<b>Aortic Valve</b>	<b>Normal</b>
<b>Tricuspid Valve</b>	<b>Normal</b>
<b>Pulmonary Valve</b>	<b>Normal</b>



**Conclusion:**

- **Normal LV Systolic function**
- **LVEF: 62 % ,No RWMA**
- **Cardiac Chambers: Normal**
- **Diastolic function: Normal**
- **TR: No PAH: No RVSP: 14mmhg**
- **No Ms , No MR**
- **Mild AR , No AS**
- **ASD/VSD/PDA/Co-A : No**
- **No Clots or vegetations found**
- **IVC: 11mm size with Normally collapsive**



**Dr. Krish P. Vaidya**  
MD, FCDCC  
Associate Consultant-Cardiology  
Reg.No.G-50510

**Dr. Krish P Vaidya**  
Consultant Cardiologist, Diabetologist  
& General Physician

**Note:**

Normal 2D echo report does not rule out cardiac diseases  
this report shall not be used for Medico legal purposes,  
Clinical Correlation advisable.



 **icure™**  
**Heart & General Clinic**

NAME : Mr Navinchandra Solanki	AGE : 50Y/M	DATE : 11/02/2023
--------------------------------	-------------	-------------------

**ULTRASONOGRAPHY OF WHOLE ABDOMEN**  
(Screening Only)

Liver is normal in size and echotexture and shows normal parenchymal reflectivity. No focal lesion is seen. Hepatic veins appear normal. There is no evidence of any dilated intra hepatic biliary radicals.

Portal Vein appears normal in diameter.

Common Bile Duct is of normal diameter.

Gallbladder is physiologically distended with normal wall thickness. There is no evidence of gallstones. No evidence of peri-cholecystic fluid or probe tenderness.

Pancreas is normal in size and shows homogenous reflectivity. There is no evidence of any calcification or ductal dilatation.

Spleen is normal size and shows a homogenous echotexture. There is no evidence of any focal lesion.

Both Kidneys are normal in position and size. They show normal cortical reflectivity and cortico-medullary distinction. Right kidney measures 92x44mm. Left kidney measures 99x55mm. There is no evidence of renal calculi, hydronephrosis or mass seen.

Bladder is well distended and shows normal wall thickness. No evidence of intra-luminal mass or calculi.

Prostate gland is normal in size . it has smooth outlines and normal reflectivity

There is no evidence of ascites.

No evidence of any gross bowel mass seen.

No evidence of any aorto-caval or mesenteric root lymphadenopathy.

No mass or collection in right iliac fossa.

**CONCLUSION:** No sonographic abnormality is seen.



*Mehul Prajapati*

**DR. MEHUL PRAJAPATI**  
**CONSULTANT RADIOLOGIST**



  
**Heart & General Clinic**

iCure Heart& Diet Clinic, 402, Epsil on tower, opp Pasha bhai park, Race course, Vadodara

<b>NAME</b>	NAVINCHANDRA SOLANKI	<b>AGE/SEX</b>	50/MALE
<b>REF BY</b>	I cure heart & diet clinic	<b>DATE</b>	11-02-23

**X-RAY CHEST PA VIEW (PORTABLE)**

**FINDING**

BOTH LUNGS FIELDS ARE NORMAL .  
REMAINING LUNG FIELDS ARE NORMAL.  
BOTH COSTOPHRENIC RECESS ARE CLEAR.  
CARDIAC SIZE WITHIN NORMAL LIMITS.  
MEDIASTINUM AND BONY THORACIC CAGE REVEAL NO ABNORMALITY.

**IMPRESSION : NORMAL LUNGS HEART AND MEDIASTUINUM..**



**HIMANI VIRAPARA**  
Reg. No: G.28771  
D. [Radiodiagnosis]  
(CONSULTANT RADIOLOGIST)



Ajanta Co Operative Society, Nr Trident Complex Elorapark Crossing CNG Pump Road Vadodara 390023.  
Email: [sunnydigitalxray@yahoo.com](mailto:sunnydigitalxray@yahoo.com)

[24 x 7 EMERGENCY SERVICE]