

Package Details

Patient Name : Akash Verma, 1754000323548, male, 31y 3m
Package Name : EHP MEDIWHEEL FULL BODY HEALTH CHECK PACKAGE MALE BELOW 40 YRS
Start Date : 11/02/2023 10:47 End Date : 12/02/2023 10:47
Generated By: Priyanka Pawar
Generated On : 11-02-2023 10:47

Service Name	Ordered Date		Service Center	Consultant	Qty	Explicit
USG ABDOMEN WHOLE	11/02/2023 10:47 AM	✓	ULTRASONOGRAPHY-GF	Dr. Mukesh Kumar Sharma	1	No
XRAY CHEST PA	11/02/2023 10:47 AM	✓	XRAY-GF	Dr. Mukesh Kumar Sharma	1	No
ECHO SCREENING	11/02/2023 10:47 AM	✓	ECHO-1F	Dr. Mukesh Kumar Sharma	1	No
ECG	11/02/2023 10:47 AM	✓	WARD GENERAL-1F	Dr. Mukesh Kumar Sharma	1	No
RENAL PACKAGE - 2 (RFT FASTING)	11/02/2023 10:47 AM	✓	BIOCHEMISTRY	Dr. Mukesh Kumar Sharma	1	No
URINE FOR SUGAR (POST PRANDIAL)	11/02/2023 10:47 AM	✓	CLINICAL PATHOLOGY	Dr. Mukesh Kumar Sharma	1	No
HBALC	11/02/2023 10:47 AM	✓	BIOCHEMISTRY	Dr. Mukesh Kumar Sharma	1	No
LIVER FUNCTION TEST (LFT)	11/02/2023 10:47 AM	✓	BIOCHEMISTRY	Dr. Mukesh Kumar Sharma	1	No
LIPID PROFILE (CHOL, TRIG, HDL, LDL, VLDL)	11/02/2023 10:47 AM	✓	BIOCHEMISTRY	Dr. Mukesh Kumar Sharma	1	No
THYROID PROFILE (T3, T4, TSH)	11/02/2023 10:47 AM	✓	IMMUNOLOGY	Dr. Mukesh Kumar Sharma	1	No
URINE FOR SUGAR (FASTING)	11/02/2023 10:47 AM	✓	CUNICAL PATHOLOGY	Dr. Mukesh Kumar Sharma	1	No
POST PRANDIAL BLOOD SUGAR (PPBS)	11/02/2023 10:47 AM	✓	BIOCHEMISTRY	Dr. Mukesh Kumar Sharma	1	No
FASTING BLOOD SUGAR (FBS)	11/02/2023 10:47 AM	✓	BIOCHEMISTRY	Dr. Mukesh Kumar Sharma	1	No
BLOOD GROUP & RH TYPING	11/02/2023 10:47 AM	✓	HAEMATOLOGY	Dr. Mukesh Kumar Sharma	1	No
STOOL ROUTINE EXAMINATION	11/02/2023 10:47 AM	✓	CLINICAL PATHOLOGY	Dr. Mukesh Kumar Sharma	1	No
URINE ROUTINE & MICROSCOPY	11/02/2023 10:47 AM	✓	CLINICAL PATHOLOGY	Dr. Mukesh Kumar Sharma	1	No
ERYTHROCYTE SEDIMENTATION RATE (ESR)	11/02/2023 10:47 AM	✓	HAEMATOLOGY	Dr. Mukesh Kumar Sharma	1	No
COMPLETE BLOOD COUNT (CBC)	11/02/2023 10:47 AM	✓	HAEMATOLOGY	Dr. Mukesh Kumar Sharma	1	No
CONSULTATION - FIRST VISIT	11/02/2023 10:47 AM	✓	OPD-GF	Dr. Benuka Sharma	1	No
CONSULTATION - FIRST VISIT	11/02/2023 10:47 AM	✓	OPD-GF	Dr. Mukesh Kumar Sharma	1	No
CONSULTATION - FIRST VISIT	11/02/2023 10:47 AM	✓	OPD-GF	Dr. Kshitij Dwivedi	1	No

BILL CUM RECEIPT

MMI Narayana Multispeciality Hospital, Raipur- WARD GENERAL-1F

MMI Narayana Multi Speciality Hospital, Champur, Road, Pachpedi Naza Rd, Lalpur, Raipur, Chhattisgarh, India - 492001



Patient Name	: Akash Verma	Bill No	: INVD-1754-2302005703
Patient MRN	: 17540000523548	Date	: 11-02-2023 10:47 AM
Gender (Age) / DoB	: male 31y 3m 23/10/91	Tariff Class	: OPD
Patient Phone No	: 9806601213	Consultant	: Dr. Mukesh Kumar Sharma
Address	: 1.28, Pt. Ravishankar university colony, Raipur, Chhattisgarh, India.	Visit No	: OP-001

Plan: 1754_MEDIWHEEL HEALTH CHECK 2022-2023 |

Sponsor : ARCOFEM HEALTHCARE LIMITED (13065_CJ) | Sponsor Bill No : IN50-1754-2302001063 | Sponsor Payable : 2,550.00

Particulars	Date	Qty	Unit Rate	Amount(Rs)
PACKAGE				
1. EHR MEDWHEEL FULL BODY HEALTH CHECK PACKAGE MALE BELOW 40 YRS Dr. Mukesh Kumar Sharma	11-02-2023 to 12-02-2023	1	2,550.00	2,550.00
			Total	2,550.00

GSTIN: 22AABCN1685121

Total Hospital Charges for Rendered Services/Items : 2,550.00
 Total Bill Amount Including Taxes before round off : 2,550.00
 Sponsor Payable : 2,550.00
 Patient Round Off : 0.00
 Patient Payable : 0.00

Amount in words: Rupees Zero Only

Balance Details
 Gross Bill amount : 2,550.00
 Less Discount : 0.00
 Sponsor Amount : 2,550.00
 Net Amount : 0.00
 Amount Paid : 0.00
 Balance To Pay : 0.00

Prepared By: Priyanka Pawar, 353911 | Prepared On: 11-02-2023 10:47 |
 Published By: Priyanka Pawar, 353911 | Published On: 11-02-2023 10:47 |

Scan to download NH Care app
 Access your Lab reports,
 prescription and book appointment



MMI Narayana Superspeciality Hospital

Unit of Narayana HealthCare Limited, C/O: 10K/2000/Plot 7467 | GSTIN: 22AABCN1685121

Registered Office: 25/A, Bommasandra Industrial Area, Anekal Taluk, Bangalore - 560089.

Hospital Address: New Chaitani Road, Lalpur Raipur - 492001

Tel: +91 771 4210901 / 902 | Fax: +91 771 400 1105 | Email: info.mr@narayanahealth.com | www.narayanahealth.com



Appointment
1800-309-030

Emergency
8821-81818

Akash
31/M

11/2/2023

No Ocular Complaint

Re VAC 6/18P (U →) IOT @ 2
6/9P (U →)

• AC - 0.5 / -1.0W at 100° 6/6
• AC - 0.25 / -0.75 at 70° 6/6

Re conj conj int BE

fundus OK



• Ocurest plus drop
o o o o x 2 days

Dr. Renuka Sharma
DOMS, (Ophthalmology)
Reg. No. CGMC-2434/2009
NHMMI Raipur (C.G.)

- Refresh Tear/Vel drop o o



Appointments
1800-309-0309

Emergencies

8821-818181

CONSULTATION SUMMARY

Patient MRN :17540000323548
Patient Name : Akash Verma
Gender/Age/Dob : Male , 31 Years , 23/10/91
Patient Phone No : 9806603213
Patient Address : I.28, Pt ravishankar university colony ,Raipur,Chhattisgarh, India

Consultation Date: 11/02/2023 10:52 AM
Consultant : Dr.Kshitij Dwivedi (DENTAL)
Consultation Type : OP , NEW VISIT




CHIEF COMPLAINTS & HISTORY OF PRESENT ILLNESS

- regular health check up :

DENTAL EXAMINATION

- minimal stains

CONSULTANT DETAILS



Dr.Kshitij Dwivedi , VISITING CONSULTANT , DENTAL
Registration No : 29664 A

One free consultation with the same doctor within next 6 days.

Printed By: Dr.Kshitij Dwivedi | Printed On: 11.02.2023 15:01



NH MMI Narayana Superspeciality Hospital

(A unit of Narayana Hrudyalaya Limited) CIN: LB5110KA2000PLC027407 | GSTIN- 22AAECN1685J1Z1
Registered Office: 258/A, Bommasandra Industrial Area, Anekal Taluk, Bangalore - 560099
Hospital Address: New Dhamtari Road, Lalpur, Raipur - 492001
Tel +91 771 4210901 / 602 | Fax +91 771 408 1106 | Email: info.rpr@narayanahealth.org | www.narayanahealth.org



Appointment
1800-300-03

Emergency
8821-8181

CONSULTATION SUMMARY

Patient MRN : 17540000323548
Patient Name : Akash Verma
Gender/Age/Dob : Male , 31 Years , 23/10/91
Patient Phone No : 9806603213
Patient Address : I.28, Pt ravishankar university colony ,Raipur,Chhattisgarh, India

Consultation Date: 11/02/2023 03:49 PM
Consultant : Dr. Mukesh Kumar Sharma
(GENERAL MEDICINE)
Consultation Type : OP , NEW VISIT



CHIEF COMPLAINTS & HISTORY OF PRESENT ILLNESS

- CAME FOR HEALTH CHECK UP :
- NO COMPLAIN :
- NO H/O CO-MORBIDITIES :


VITALS

Blood Pressure: 123/81 mmHg Heart Rate: 88 bpm Temperature: 98.4 F
Respiratory Rate: 20 /min
SPO2 : 98 % , Room air
Weight: 85 kg
Fall Score: Low Pain Score: 0

NOTES

- LIFE STYLE MODIFICATIONS AS ADVISED
LOW SALT DIET, AVOID SPICY N JUNK FOODS
REGULAR EXERCISE

CONSULTANT DETAILS



Dr. Mukesh Kumar Sharma , CONSULTANT , GENERAL MEDICINE
Registration No : 5549/2014



One free consultation with the same doctor within next 6 days.

Printed By: Dr. Mukesh Kumar Sharma | Printed On: 11.02.2023 15:50

NH MMI Narayana Superspecialty Hospital

(A unit of Narayana Hrudayalaya Limited) CIN: L85110KA2000PLC027497

Registered Office: 258/A, Bommasandra Industrial Area, Anekal Taluk, Bangalore 560099

Hospital Address: New Dhamtari Road, Lalpur, Raipur 492001

(A unit of Narayana Hrudayalaya Limited) CIN: L85110KA2000PLC027497 | GSTIN: 22AAHFCN1665J1Z1
Tel +91 771 4210901 / 902 | Fax +91 771 408 1106 | Email: info.rpr@narayanahealth.org | www.narayanahealth.org

Registered Office: 258/A, Bommasandra Industrial Area, Anekal Taluk, Bangalore - 560099
Hospital Address: New Dhamtari Road, Lalpur, Raipur - 492001

Tel +91 771 4210901 / 902 | Fax +91 771 408 1106 | Email: info.rpr@narayanahealth.org | www.narayanahealth.org



Appointments
Page 1 of 1
1800-309-0309
Appointments
1800-309-0309
Emergencies
8821-818181
Emergencies
8821-818181

DEPARTMENT OF LABORATORY MEDICINE

Final Report

Patient Name : Akash Verma MRN : 17540000323548 Gender/Age : MALE , 31y (23/10/1991)

Collected On : 11/02/2023 10:56 AM Received On : 11/02/2023 11:30 AM Reported On : 11/02/2023 02:56 PM

Barcode : 2R2302110118 Specimen : Whole Blood Consultant : Dr. Mukesh Kumar Sharma(GENERAL MEDICINE)

Sample adequacy : Satisfactory Visit No : OP-001 Patient Mobile No : 9806603213.

HAEMATOLOGY

Test	Result	Unit	Biological Reference Interval
COMPLETE BLOOD COUNT (CBC)			
Haemoglobin (Hb%) (Photometric Measurement)	15.2	g/dL	14.0-16.0
Red Blood Cell Count (Electrical Impedance)	5.40	millions/ μ L	4.5-6.5
PCV (Packed Cell Volume) / Hematocrit (Calculated)	45.4	%	40.0-54.0
MCV (Mean Corpuscular Volume) (Derived From RBC Histogram)	84.1	fL	76.0-96.0
MCH (Mean Corpuscular Haemoglobin) (Calculated)	28.1	pg	27.0-32.0
MCHC (Mean Corpuscular Haemoglobin Concentration) (Calculated)	33.4	%	30.0-36.0
Red Cell Distribution Width (RDW) (Derived)	13.0	%	11.6-14.0
Platelet Count (Electrical Impedance Plus Microscopy)	224	Thousand / μ L	150.0-450.0
Mean Platelet Volume (MPV)	10.2	fL	7.0-11.7
Total Leucocyte Count(WBC) (Electrical Impedance)	6.5	Thous/cumm	4.0-10.0
DIFFERENTIAL COUNT (DC)			
Neutrophils (VCS Technology Plus Microscopy)	60	%	40.0-75.0
Lymphocytes (VCS Technology Plus Microscopy)	30	%	20.0-45.0
Monocytes (VCS Technology Plus Microscopy)	08	%	2.0-10.0
Eosinophils (VCS Technology Plus Microscopy)	02	%	0.0-6.0



NH MMI Narayana Superspeciality Hospital

(A unit of Narayana Hrudayaleya Limited) CIN: L85110KA2000PLC027497 | GSTIN: 22AABGN1855J1Z1
 Registered Office: 25B/A, Bommasandra Industrial Area, Anekal Taluk, Bangalore - 560099
 Hospital Address: New Dhamtari Road, Lalpur, Raipur - 492001
 Tel +91 771 4210901 / 902 | Fax +91 771 408 1105 | Email: info.rpr@narayanahealth.org | www.narayanahealth.org

Page 1 of 5
Appointments
1800-309-0309

Emergencies
8821-818181

Patient Name : Akash Verma MRN : 17540000323548 Gender/Age : MALE , 31y (23/10/1991)

Basophils	00	%	0.0-1.0
Absolute Neutrophil Count	3.9	-	-
Absolute Lymphocyte Count	1.95	-	-
Absolute Monocyte Count	0.52	-	-
Absolute Eosinophil Count	0.13	-	-
BLOOD GROUP & RH TYPING			
Blood Group	"A"	-	-
RH Typing	Positive	-	-
Erythrocyte Sedimentation Rate (ESR) (Westergren Method)	35 H	mm/hr	0.0-10.0



Dr. Smriti Rathore
 M.B.BS, MD Pathology
 Consultant

IMMUNOLOGY

Test	Result	Unit	Biological Reference Interval
THYROID PROFILE (T3, T4, TSH)			
Tri Iodo Thyronine (T3) (Chemiluminescence)	1.37	ng/mL	0.97-1.69
Thyroxine (T4) (Chemiluminescence)	8.52	ug/dl	5.53-11.0
TSH (Thyroid Stimulating Hormone) (Chemiluminescence)	3.62	mIU/mL	0.465-4.68



NHMMI Narayana Superspeciality Hospital

(A unit of Narayana Hrudayalaya Limited) CIN: L85110KA2000PLC027497 | GSTIN: 28AAACN1685J1Z1
 Registered Office: 258/A, Bommasandra Industrial Area, Anekal Taluk, Bangalore - 560099
 Hospital Address: New Dhamtari Road, Lalpur, Raipur - 492001
 Tel +91 771 4210901 / 902 | Fax +91 771 408 1106 | Email: info_rpr@narayanahealth.org | www.narayanahealth.org

Patient Name : Akash Verma MRN : 17540000323548 Gender/Age : MALE , 31y (23/10/1991)



Dr. Smriti Rathore
 M.B.BS, MD Pathology
 Consultant

BIOCHEMISTRY

Test	Result	Unit	Biological Reference Interval
HBA1C			
HbA1c (HPLC NGSP Certified)	5.6	%	Both: Normal: 4.0-5.6 Both: Pre Diabetes: 5.7-6.4 Both: Diabetes: => 6.5 ADA Recommendation 2017
Estimated Average Glucose	114.02	-	

Interpretation:

- HbA1C above 6.5% can be used to diagnose diabetes provided the patient has symptoms. If the patient does not have symptoms with HbA1C>6.5%, repeat measurement on further sample. If the repeat test result is <6.5%, consider as diabetes high risk and repeat measurement after 6 months.
- HbA1C measurement is not appropriate in diagnosing diabetes in children, suspicion of type 1 diabetes, symptoms of diabetes for less than 2 months, pregnancy, hemoglobinopathies, medications that may result sudden increase in glucose, anemia, renal failure, HIV infection, malignancies, severe chronic hepatic, and renal disease.
- Any sample with >15% should be suspected of having a haemoglobin variant.

LIVER FUNCTION TEST(LFT)

Bilirubin Total (Caffeine Benzoate)	0.5	mg/dL	0.2-1.3
Conjugated Bilirubin (Direct) (Caffeine Benzoate)	0.1	mg/dL	0.0-0.4
Unconjugated Bilirubin (Indirect) (Calculated)	0.5	-	0.2-0.8
Total Protein (Biuret Method)	7.9	gm/dL	6.3-8.3
Serum Albumin (Bromocresol Purple Dye Binding)	4.8	gm/dL	3.5-5.0
Serum Globulin (Calculated)	3.2	-	2.3-3.5
Albumin To Globulin (A/G)Ratio	1.5	-	1.0-2.1



Page 3 of 5

NH MMI Narayana Superspeciality Hospital

(A unit of Narayana Hrudayalaya Limited) CIN: L85110KA2000PLC007497 | GSTIN: 22AA8CNI695J1Z1
 Registered Office: 258/A, Bommasandra Industrial Area, Anekal Taluk, Bangalore - 560099
 Hospital Address: New Dhamtari Road, Lalpur, Raipur - 492001
 Tel +91 771 4210901 / 902 | Fax +91 771 408 1106 | Email: info_rpr@narayanahealth.org | www.narayanahealth.org

Appointments
1800-309-0309

Emergencies
8821-818181

Patient Name : Akash Verma MRN : 17540000323548 Gender/Age : MALE, 31y (23/10/1991)

SGOT (AST) (UV With Pyridoxal-5-phosphate)	44	IU/L	17.0-59.0
SGPT (ALT) (UV With Pyridoxal-5-phosphate)	42	U/L	21.0-72.0
Alkaline Phosphatase (ALP)	60	IU/L	38.0-126.0
Gamma Glutamyl Transferase (GGT) (GCNA)	20	U/L	15.0-73.0
RENAL PACKAGE - 2 (RFT FASTING)			
Fasting Blood Sugar (FBS) (Hexokinase)	93	mg/dL	70.0-99.0
Blood Urea Nitrogen (BUN) (Urease)	7 L	mg/dL	9.0-20.0
SERUM CREATININE			
Serum Creatinine (Jaffe's Kinetic IDMS)	1.0	mg/dL	0.66-1.25
eGFR (Calculated)	87.2	mL/min/1.73m ²	Both: <60 indicative of renal impairment Both: Note:eGFR is inaccurate for Hemodynamically unstable patients eGFR is not applicable for less than 18
Serum Sodium (Indirect IMT)	144	mmol/L	137.0-150.0
Serum Potassium (Indirect IMT)	4.9	mmol/L	3.5-5.1
Serum Chloride	105	mmol/L	95.0-106.0
Serum Calcium (Cresol Complex)	9.8	mg/dL	8.4-10.2
Serum Magnesium (Methyl Thymol Blue Dye Binding)	1.8	mg/dL	1.6-2.3
Serum Uric Acid (Uricase)	7.0	mg/dL	3.5-8.5
Serum Phosphorus (Phosphomolybdate Reduction)	4.0	mg/dL	2.5-4.5



Page 4 of 5

NHMMI Narayana Superspeciality Hospital

(A unit of Narayana Hrudayaleya Limited) CIN: L85110KA2000PLC027497 | GSTIN: 22AABCN1685Jt ZI
 Registered Office: 25B/A, Bommasandra Industrial Area, Anekal Taluk, Bangalore - 560099
 Hospital Address: New Dhamtari Road, Lalpur, Raipur - 492001
 Tel +91 771 4210901 / 902 | Fax +91 771 408 1108 | Email: info.rpr@narayanahealth.org | www.narayanahealth.org



Appointments
1800-309-0309

Emergencies
8821-818181

Patient Name : Akash Verma MRN : 17540000323548 Gender/Age : MALE , 31y (23/10/1991)



Dr. Smriti Rathore
M.B.BS, MD Pathology
Consultant

BIOCHEMISTRY

Test	Result	Unit	Biological Reference Interval
Fasting Blood Sugar (FBS) (Hexokinase)	95	mg/dL	70.0-99.0

--End of Report--



Dr. Neeraj Naik
M.B.B.S ,D.C.P Consultant Pathologist
Consultant

Note

- Abnormal results are highlighted.
- Results relate to the sample only.
- Kindly correlate clinically.



NH MMI Narayana Superspeciality Hospital

(A unit of Narayana Hrudayalaya Limited) CIN: L85110KA2000PLC027497 | GSTIN: 22AAACN1885J1Z1
Registered Office: 258/A, Bommasandra Industrial Area, Anekal Taluk, Bangalore - 560099
Hospital Address: New Dhamtari Road, Lalpur, Raipur - 492001
Tel +91 771 4210901 / 902 | Fax +91 771 408 1106 | Email: info.rpr@narayanahealth.org | www.narayanahealth.org



Page 5 of 5

Appointments
1800-309-0309

Emergencies
8821-818181

NAME: MR. AKASH VERMA

AGE: 31 YRS/M MRN:323548

REF. BY: DR. M.SHARMA

DATE: 11.02.2023

SONOGRAPHY OF ABDOMEN AND PELVIS

The Real time, B mode, gray scale sonography was performed.

LIVER : The liver is normal in size 15.2cm & reveals increased echotexture grade-I.

PORTAL VEIN : The portal vein is normal in calibre.

GALL BLADDER : The gall bladder is partially distended.

Visualized proximal CBD is normal in calibre.

SPLEEN : The spleen is normal in size and shape. No evidence of focal lesion is noted.

PANCREAS : The pancreatic head appears normal

B/L KIDNEYS :

The right kidney measures - 10.6 x 4.1cm and left kidney measures - 10.2 x 4.6cm in size. Both kidneys reveal normal cortical echotexture and have smooth margins. Cortico-medullary differentiation is maintained. No calculus or hydronephrosis is seen.

URINARY BLADDER : The urinary bladder is well distended.

PROSTATE: The prostate is normal in size 21cc.

No free fluid is seen in the peritoneal cavity.

Excessive intrabowel gases are noted.

IMPRESSION :

Grade-I fatty liver.

ADVISED: Clinical correlation & appropriate further evaluation.

Ranjana

DR RANJANA KEDIA
MBBS, CBET
CONSULTANT SONOLOGIST







ECHOCARDIOGRAPHY REPORT

Patient ID : 17540000323548	Report Date : 11/02/2023
Patient Name : Mr. Akash Verma	
Age / Gender : 31Years/ male	

MEASUREMENT

AO : 28 (20 - 35)mm **LVID(d)** : 47 (36 - 52)mm **IVS**: 09 (06 - 11)mm
LA : 31 (19 - 40)mm **LVID s** : 28 (23 - 39)mm **PW**: 09 (06 - 11)mm
EF : 60%

VALVES

Mitral Valve : Normal
Aortic valve : Normal
Tricuspid Valve : Normal
Pulmonary Valve : Normal

CHAMBERS

Left Atrium : Normal
Right Atrium : Normal
Left Ventricle : Normal
Right Ventricle : Normal

SEPTAE

IVS : Intact
IAS : Intact

GREAT ARTERIES

Aorta : Normal
Pulmonary Artery : Normal




Patient ID	: 17540000323548	Report Date	: 11/02/2023
Patient Name:	: Mr. Akash Verma		
Age / Gender	: 31Years/ male		

WALL MOTION ABNORMALITIES

No RWMA at rest

FINAL DIAGNOSIS

No RWMA at rest
Normal LV systolic function. LVEF-60%.
Normal cardiac chambers dimension
I/C normal & collapsing >50% with respiratory variation.
No I/C clot, vegetation or pericardial effusion



Dr. S.Gouniyal
MD, DM
Senior interventional Cardiologist



DR. PRASHANT MADHARIA
MD, PGDCC
Consultant Non- Invaslve Cardiology

Dr. JINESH JAIN
MD, DM
Consultant, Interventional Cardiology



Patient Name	Akash Verma	Requested By	DR M K SHARMA
MRN	17540000323548	Procedure Date Time	2023-02-11 13:39:36
Age/Sex	31Y 3M/Male	Hospital	NH-RAIPUR

CHEST RADIOGRAPH (PA VIEW)

CLINICAL DETAILS:For health checkup.

FINDINGS:

- The lung fields and bronchovascular markings appear normal.
- The cardiac size is within normal limits.
- Mediastinum and great vessels are within normal limits.
- Trachea is normal and is central. The hilar shadows are unremarkable.
- The costo-phrenic angles are clear. No evidence of pleural effusion or pneumothorax.
- The visualized bones and soft tissue structures appear normal.
- Both the diaphragmatic domes appear normal.

IMPRESSION:

- Normal chest radiograph.



DR VIJENDRA RUPRELA
 MBBS, DMRD, DNB, MNAMS
 CONSULTANT RADIOLOGIST

* **This is a digitally signed valid document.** Reported Date/Time: 2023-02-11 16:48:46



