


 भारत सरकार
Government of India

 Srirupa Biswas
Year of Birth - 1975
Female




5092 8743 1530


आधार - आम आदमी का अधिकार


 भारतीय विशिष्ट पहचान प्राधिकरण
Unique Identification Authority of India

Address: W/O: Debabrata Biswas, 55/A,
Satyajit Roy, Sarani, Parnasree Pally,
Kolkata, Parnasree Pally, West Bengal,
700060

5092 8743 1530

 1947
1800 300 1947

 help@uidai.gov.in

 www.uidai.gov.in

Srirupa Biswas

Gmail

Health Check Up NMH <healthcheckup.nmh@gmail.com>

Health Check up Booking Request(bobS10376), Beneficiary Code-158843

20 February 2024 at 11:05

From: mediwheel <wellness@mediwheel.in>
To: healthcheckup.nmh@gmail.com
Cc: customercare@mediwheel.in



Mediwheel
...Your wellness partner

011-41195959

Dear Narayan Memorial Hospital

We have received a booking request for the details are following. Please provide your confirmation by clicking on the yes button.

Are you sure to confirm the booking?

Yes

No

Name : MR. BISWAS DEBABRATA

Package Name : Mediwheel Full Body Health Checkup Female Above 40

Package Code :

Location : 601, Diamond Harbour Rd, Manton, Behala, Kolkata, West Bengal
700034

Contact Details : 8134923778

E-mail id : DEBABRATA.BISWAS@bankofbaroda.com

Booking Date : 20-02-2024

Appointment Date : 09-03-2024

Member Information		
Booked Member Name	Age	Gender
Snrupa Biswas	47 year	Female

Please login to your account to confirm the same. Also you mail us for confirmation

Hospital Package Name : Mediwheel Full Body Health Checkup Female Above 40

User Package Name : Mediwheel Full Body Health Checkup Female Above 40

- 22 Tests included in this Package :
- Mammography
 - Stool Test
 - Gynae Consultation
 - Thyroid Profile
 - ESR
 - Blood Glucose (Fasting)
 - General Physician Consultation
 - TMT OR 2D ECHO
 - Blood Group
 - Blood Glucose (Post Prandial)
 - Chest X-ray
 - ECG
 - USG Whole Abdomen
 - Eye Check-up consultation

Narayan Memorial Hospital

(A Unit of Narayan Health Services Pvt. Ltd.)

CIN No. : U85110WB2005PTC104884

GSTIN No. : 19AACCN1707E1ZS



DIAGNOSTICS REPORT

Patient Name	: Mrs. Srirupa Biswas	Order Date	: 09/03/2024 09:24
Age/Sex	: 47 Year(s)/Female	Report Date	: 10/03/2024 12:58
UHID	: NMHK.2119554	Facility	: NARAYAN MEMORIAL HOSPITAL
Ref. Doctor	:	Mobile	: 8250470930
Address	: 55/A SATYAJIT ROY SARANI, BEHALA, Kolkata, West Bengal, 700060		

USG REPORT OF BREAST(SCREENING)

Both breasts were scanned quadrantwise using a high frequency probe.

Both breasts revealed normal parenchymal echotexture.

No obvious focal mass lesion seen.

No microcalcifications are seen.

Bilateral retroareolar regions appear normal.

No significant enlarged lymph nodes seen in either axillary region.

IMPRESSION : No obvious abnormality seen in either breast.

Please correlate clinically.

Dr. MADHUSHREE RAY NASKAR
MBBS, DMRD

Consultant Radiologist

RegNo: 57032

Registered Office :
582, Diamond Harbour Road
Behala, Kolkata - 700 034

Corporate Office :
Behala Manton, 85, (Mail - 601)
Diamond Harbour Road, Kolkata - 700 034

12/03/2024 12:14:50
E-mail : contact@nmh.org.in

www.narayanmemorialhospital.com

Follow us on



DIAGNOSTICS REPORT

Patient Name	: Mrs. Srirupa Biswas	Order Date	: 09/03/2024 09:24
Age/Sex	: 47 Year(s)/Female	Report Date	: 10/03/2024 12:58
UHID	: NMHK.2119554	Facility	: NARAYAN MEMORIAL HOSPITAL
Ref. Doctor	:	Mobile	: 8250470930
Address	: 55/A SATYAJIT ROY SARANI, BEHALA, Kolkata, West Bengal, 700060		

USG REPORT OF WHOLE ABDOMEN (SCREENING)

LIVER : Liver is normal in size and parenchymal echotexture. Intrahepatic biliary radicles are not dilated. No focal mass lesion is seen.

PORTA :PV : Normal. PV measures 0.8 cm.
CD : Normal . CD measures 0.4 cm.

GALL BLADDER : Gall bladder is normal in size, contour, outline and position. No calculus is seen. Wall thickness is normal.

PANCREAS : Pancreas is normal in size and parenchymal echogenicity. Pancreatic duct is not dilated.

SPLEEN : Spleen is not enlarged and parenchyma shows normal homogeneous pattern.

KIDNEYS : Both kidneys are normal in size, shape, outline, position and parenchymal echogenicity. Cortico medullary differentiation maintained. No evidence of any calculus/ mass / hydronephrosis is seen. **A cortical cyst measuring 4.8 cm x 4.8 cm approx is noted in left kidney.**

Right kidney measures : 10.4 cm & Left kidney measures : 10.9 cm.

URINARY BLADDER : Urinary bladder is normal in contour, outline and distension. No vesical lesion is seen.



DIAGNOSTICS REPORT

Patient Name	: Mrs. Srirupa Biswas	Order Date	: 09/03/2024 09:24
Age/Sex	: 47 Year(s)/Female	Report Date	: 10/03/2024 12:58
UHID	: NMHK.2119554	Facility	: NARAYAN MEMORIAL HOSPITAL
Ref. Doctor	:	Mobile	: 8250470930
Address	: 55/A SATYAJIT ROY SARANI, BEHALA, Kolkata, West Bengal, 700060		

UTERUS : Anteverted normal in size, shape, outline, position and parenchymal echogenicity. Cavity is empty. Uterus measures 7.7 cm x 4.9 cm x 3.9 cm.

OVARIES : Both ovaries are normal in size, shape and echopattern. Right ovary : measures (2.2 x 1.0) cm. Left ovary : measures (1.9 x 0.9) cm.

PERITONEUM : :No free fluid is noted.

RETROPERITONEUM : IVC and aorta appear normal. No lymphadenopathy is seen.

IMPRESSION : A cortical cyst in left kidney.

Dr. MADHUSHREE RAY NASKAR
MBBS, DMRD

Consultant Radiologist
RegNo: 57032



LABORATORY INVESTIGATION REPORT

Patient Name : Mrs. Srirupa Biswas	Age/Sex : 47 Year(s) / Female
UHID : NMHK.2119554	Order Date : 09/03/2024 09:24
Episode : OP	Mobile No : 8250470930
Ref. Doctor : NMH	DOB : 11/08/1976
Address : 55/A SATYAJIT ROY SARANI , BEHALA ,Kolkata,W est Bengal ,700060	Facility : NARAYAN MEMORIAL HOSPITAL

Hematology

INVESTIGATION	RESULTS	UNITS	BIOLOGICAL REF RANGE
Sample No : 07H0169636	Collection Date : 09/03/24 09:44	Ack Date : 09/03/2024 12:10	Report Date : 09/03/24 16:13

BLOOD GROUPING & Rh TYPING

SAMPLE : EDTA BLOOD

BLOOD GROUP : ' A '

Method - Agglutinationforward & Reverse

RH TYPE : NEGATIVE

COMPLETE HAEMOGRAM (CBC)

SAMPLE : EDTA BLOOD

HAEMOGLOBIN (HB)	11.9 ▼ (L)	gm/dl	12 - 15
<i>Method - Colorimetric method (Cyn Meth)</i>			
RBC COUNT	4.2	x10 ⁶ /ul	3.8 - 4.8
<i>Method - Electrical Impedance Method</i>			
TOTAL WBC COUNT	6.4	10 ³ /cmm	4 - 10
<i>Method - Electrical Impedance Method</i>			
PLATELET COUNT	240	10 ³ /cmm	150 - 410
<i>Method - Electrical Impedance Method</i>			
PCV	37	%	36 - 46
<i>Method - RBC pulse ht. detection method</i>			
MCV	87	fl	83 - 101
<i>Method - calculated</i>			
MCH	28	pg	27 - 32
<i>Method - Calculated</i>			
MCHC	32	gm/dl	31.5 - 34.5
<i>Method - Calculated</i>			
ESR	15 ▲ (H)	%	0 - 12
<i>Method - Modified Westergren Method</i>			

DIFFERENTIAL COUNT

<i>Method - Microscopy</i>			
NEUTROPHILS	65	%	40 - 80
<i>Method - Microscopy</i>			
LYMPHOCYTES	27	%	20 - 40
<i>Method - Microscopy</i>			
MONOCYTES	05	%	2 - 10
<i>Method - Microscopy</i>			
EOSINOPHILS	03	%	1 - 6
<i>Method - Microscopy</i>			
BASOPHILS	00	%	0 - 2
<i>Method - Microscopy</i>			

PERIPHERAL BLOOD SMEAR

RBC : Normocytic normochromic.

WBC : Within normal limits.

Registered Office :
582, Diamond Harbour Road
Behala, Kolkata - 700 034

Corporate Office :
Behala Manton, 85, (Mail - 601)
Diamond Harbour Road, Kolkata - 700 034

www.narayanmemorialhospital.com

Follow us on     

Ph : 033 6640 0000 | Mob : +91 92821 86951 | E-mail : contact@nmh.org.in



LABORATORY INVESTIGATION REPORT

Patient Name : Mrs. Srirupa Biswas

UHID : NMHK.2119554

Episode : OP

Ref. Doctor : NMH

Address : 55/A SATYAJIT ROY SARANI , BEHALA ,Kolkata,W
est Bengal ,700060

Age/Sex : 47 Year(s) / Female

Order Date : 09/03/2024 09:24

Mobile No : 8250470930

DOB : 11/08/1976

Facility : NARAYAN MEMORIAL HOSPITAL

PLATELET

Adequate.

End of Report

Dr. MAINAK CHAKRABORTY
MBBS, MD(PATH)
(CONSULTANT PATHOLOGIST)

Checked By



LABORATORY INVESTIGATION REPORT

Patient Name : Mrs. Srirupa Biswas	Age/Sex : 47 Year(s) / Female
UHID : NMHK.2119554	Order Date : 09/03/2024 09:24
Episode : OP	Mobile No : 8250470930
Ref. Doctor : NMH	DOB : 11/08/1976
Address : 55/A SATYAJIT ROY SARANI , BEHALA ,Kolkata, West Bengal ,700060	Facility : NARAYAN MEMORIAL HOSPITAL

Biochemistry

INVESTIGATION	RESULTS	UNITS	BIOLOGICAL REF RANGE
Sample No : 07H0165636	Collection Date : 09/03/24 09:44	Ack Date : 09/03/2024 12:19	Report Date : 09/03/24 16:27

SERUM CREATININE

SAMPLE : SERUM

SERUM CREATININE 0.6 mg/dl 0.5 - 0.9
 Method - Jaffe Gen2 Compensated

LIVER FUNCTION TEST (LFT)

SAMPLE : SERUM

TOTAL BILIRUBIN 0.5 mg/dl 0 - 1.1
 Method - Diazo Method

DIRECT BILIRUBIN 0.2 mg/dl 0 - 0.2
 Method - Diazo Method

INDIRECT BILIRUBIN 0.3 mg/dl 0.2 - 0.9
 Method - Calculated

SGPT (ALT) 10 U/L 0 - 34
 Method - IFCC Without Pyridoxal Phosphate

SGOT (AST) 12 U/L 0 - 31
 Method - IFCC Without Pyridoxal Phosphate

ALKALINE PHOSPHATASE 85 U/L 53 - 128
 Method - IFCC

TOTAL PROTEIN 7.3 g/dl 6.4 - 8.2
 Method - Biuret

ALBUMIN 5.2 gm/dl 3.5 - 5.2
 Method - Bromocresol Green

GLOBULIN 2.1 g/dl 2 - 3.5
 Method - Calculated

ALBUMIN:GLOBULIN 2.5 - 1.1 - 2.5
 Method - Calculated

GGT 10 U/L 5 - 36
 Method - Enzymatic colorimetric assay

BLOOD UREA NITROGEN

BLOOD UREA NITROGEN 7.5 mg/dl 6 - 20
 Method - Calculated

LIPID PROFILE

SAMPLE : SERUM

TOTAL CHOLESTEROL 214 mg/dl Desirable <200
 Borderline 200 - 239
 High >=240
 Method - CHOD-PAP

HDL CHOLESTEROL 49 mg/dl 40 - 60
 Method - Homogenous Enzymatic Colorimetric



LABORATORY INVESTIGATION REPORT

Patient Name : Mrs. Srirupa Biswas	Age/Sex : 47 Year(s) / Female
UHID : NMHK.2119554	Order Date : 09/03/2024 09:24
Episode : OP	
Ref. Doctor : NMH	Mobile No : 8250470930
	DOB : 11/08/1976
Address : 55/A SATYAJIT ROY SARANI , BEHALA ,Kolkata,W est Bengal ,700060	Facility : NARAYAN MEMORIAL HOSPITAL

LDL CHOLESTEROL <i>Method - Homogenous Enzymatic Colorimetric</i>	134	mg/dl	Optimal < 100 Borderline 130 - 159 High > 160
VLDL <i>Method - CALCULATED</i>	31 ▲ (H)	mg/dl	0 - 30
CHOLESTEROL-HDL RATIO	4.37	-	
LDL-HDL RATIO	2.73	-	
TRIGLYCERIDES <i>Method - Enzymatic Colorimetric</i>	158 ▲ (H)	mg/dl	Desirable < 150 Borderline 150 - 200 High > 200

URIC ACID

SAMPLE : SERUM

URIC ACID <i>Method - Enzymatic Colorimetric</i>	5.7	mg/dl	2.4 - 5.7
------------------------------------------------------------	-----	-------	-----------

BUN / CREATINE RATIO

SAMPLE : SERUM

BUN / CREATINE RATIO	12.5
-----------------------------	------

GLYCOSYLATED HAEMOGLOBIN (HBA1C)

SAMPLE : EDTA BLOOD

HBA1C	5.5
--------------	-----

Interpretation & Remark:

- HbA1c is used for monitoring diabetic control. It reflects the estimated average glucose.
- HbA1c has been endorsed by clinical groups & American Diabetes Association guidelines 2017, for diagnosis of diabetes using a cut-off point of 6.5%.
- Trends in HbA1c are a better indicator of diabetic control than a solitary test.
- Low HbA1c in a non-diabetic individual are often associated with systemic inflammatory diseases, chronic anaemia (Specially severe iron deficiency anaemia & haemolytic), chronic renal failure and liver diseases. Clinical correlation suggested.
- Interference of Haemoglobinopathies in HbA1c estimation.
 - For HbF > 25%, an alternate platform (Fructosamine) is recommended for testing of HbA1c.
 - Homozygous hemoglobinopathy is detected, fructosamine is recommended for monitoring diabetic status.
 - Heterozygous state detected (D10/ turbo is corrected for HbS and HbC trait).
- For known diabetic patients, following values can be considered as a tool for monitoring the glycemic control :

Excellent Control - 6 - 7 %,
 Fair to Good Control - 7 - 8 %,
 Unsatisfactory Control - 8 - 10 %
 Poor Control - > 10 % .

Note : Hemoglobin electrophoresis (HPLC method) is recommended for detecting hemoglobinopathy.

Registered Office :
 582, Diamond Harbour Road
 Behala, Kolkata - 700 034

Corporate Office :
 Behala Manton, 85, (Mail - 601)
 Diamond Harbour Road, Kolkata - 700 034

www.narayanmemorialhospital.com

Follow us on

Ph : 033 6640 0000 | Mob : +91 62921 95051 | E-mail : contact@nmh.org.in



LABORATORY INVESTIGATION REPORT

Patient Name : Mrs. Srirupa Biswas
UHID : NMHK.2119554
Episode : OP
Ref. Doctor : NMH
Address : 55/A SATYAJIT ROY SARANI , BEHALA ,Kolkata,W
est Bengal ,700060

Age/Sex : 47 Year(s) / Female
Order Date : 09/03/2024 09:24
Mobile No : 8250470930
DOB : 11/08/1976
Facility : NARAYAN MEMORIAL HOSPITAL

BLOOD SUGAR(F)

SAMPLE : PLASMA

BLOOD SUGAR FASTING 94 mg/dl 70 - 109
Method - Hexokinase

BLOOD SUGAR(PP)

SAMPLE : PLASMA

BLOOD SUGAR PP 108 mg/dl 70 - 140
Method - Hexokinase

End of Report

Dr.S. Chatterjee
MD, MBBS, FAACC
(CONSULTANT BIOCHEMIST)

Checked By



LABORATORY INVESTIGATION REPORT

Patient Name : Mrs. Srirupa Biswas	Age/Sex : 47 Year(s) / Female
UHID : NMHK.2119554	Order Date : 09/03/2024 09:24
Episode : OP	Mobile No : 8250470930
Ref. Doctor : NMH	DOB : 11/08/1976
Address : 55/A SATYAJIT ROY SARANI , BEHALA ,Kolkata,W est Bengal ,700060	Facility : NARAYAN MEMORIAL HOSPITAL

Immunology

INVESTIGATION	RESULTS	UNITS	BIOLOGICAL REF RANGE
Sample No : 07H0165636	Collection Date : 09/03/24 09:44	Ack Date : 09/03/2024 12:19	Report Date : 09/03/24 16:27

THYROID FUNCTION TEST
SAMPLE : SERUM

T3 Method - ECLIA	0.68	ng/ml	0.60 - 1.80
T4 Method - ECLIA	7.68	ug/dL	5.40 - 11.70
TSH Method - ECLIA	4.85	uIU/ml	Adult Male - 0.27-5.50 Adult Female - 0.27-5.50 Newborns - <25 Upto 12 years - 0.3-5

Interpretations:

- For diagnostic purposes, the result should always be assessed in conjunction with the patient's medical history, clinical examinations and other findings.
- The assay is unaffected by icterus (Bilirubin < 701 µmol/L or < 41 mg/dL), hemolysis (Hb < 0.621 mmol/L or < 1 g/dL), lipemia (Intralipid < 1500 mg/dL), biotin (<102 nmol/L or < 25 ng/ml), IgG < 2 g/dL and IgM < 0.5 g/dL)
- There is no high dose hook effect at TSH concentrations upto 1000 µmol/ml.
- TSH values may be transiently altered because of non thyroidal illness like several infections, liver disease, renal and heart failure; several burns, trauma and surgery etc. Drugs that decrease TSH values e.g. L-dopa, Glucocorticoid drugs that increase TSH values e.g. Iodine, Lithium, Amiodarone.
- The assay is unaffected by icterus (bilirubin < 633 µmol/L or < 37 mg/dl), hemolysis (Hb < 1.4 mmol/L or < 2.3 g/dl), lipemia (triglycerides < 28.5 mmol/L or 2500 mg/dl) and biotin (< 409 nmol or < 100 ng/ml).
- The assay is unaffected by icterus (bilirubin < 599 µmol/L or < 35 mg/dl), hemolysis (Hb < 1.2 mmol/L or < 2.0 g/dl), lipemia (Intralipid < 1800 mg/dl) and biotin (< 123 nmol or < 30 ng/ml).

End of Report

Dr. S. Chatterjee
 MD, MBBS, FAACC
 (CONSULTANT BIOCHEMIST)

Checked By

Narayan Memorial Hospital

(Narayan Health Services Pvt. Ltd.)

U65110VVB2005PTC104884

No. : 19AACCN1707E1ZS



LABORATORY INVESTIGATION REPORT

Patient Name : Mrs. Srirupa Biswas	Age/Sex : 47 Year(s) / Female
UHID : NMHK.2119554	Order Date : 09/03/2024 09:24
Episode : OP	Mobile No : 8250470930
Ref. Doctor : NMH	DOB : 11/08/1976
Address : 55/A SATYAJIT ROY SARANI , BEHALA ,Kolkata,W est Bengal ,700060	Facility : NARAYAN MEMORIAL HOSPITAL

Clinical Pathology

INVESTIGATION	RESULTS	UNITS	BIOLOGICAL REF RANGE
Sample No : 07H0165635	Collection Date : 09/03/24 09:44	Ack Date : 09/03/2024 12:28	Report Date : 09/03/24 16:04

URINE FOR R/E

SAMPLE : URINE

PHYSICAL EXAMINATION

VOLUME	50	ml	
COLOUR	PALE YELLOW		
APPEARANCE	SLIGHTLY HAZY		1.010 - 1.030
SPECIFIC GRAVITY	1.005		
REACTION(pH)	ACIDIC (pH - 6.0)		

CHEMICAL EXAMINATION

SUGAR	ABSENT	ABSENT
ALBUMIN.	ABSENT	ABSENT
BLOOD	ABSENT	ABSENT
KETONE	ABSENT	ABSENT
BILE SALT	ABSENT	ABSENT
BILE PIGMENTS	ABSENT	ABSENT

MICROSCOPIC EXAMINATION

PUS CELLS	1-2/HPF	<5/HPF
EPITHELIAL CELLS	4-5/HPF	<20/HPF
RBC	ABSENT	ABSENT
CAST	ABSENT	ABSENT
CRYSTAL	ABSENT	ABSENT

Please correlate clinically.

URINE FOR SUGAR FASTING

SAMPLE : URINE

RESULT	ABSENT
--------	--------

STOOL FOR R/E

SAMPLE : STOOL

PHYSICAL EXAMINATION

COLOUR.	BROWNISH
CONSISTENCY	SOFT
MUCUS	PRESENT

Registered Office :
582, Diamond Harbour Road
Behala, Kolkata - 700 034

Corporate Office :
Behala Manton, 85, (Mail - 601)
Diamond Harbour Road, Kolkata - 700 034

www.narayanmemorialhospital.com

Follow us on

202 6640 0000 | Mob : +91 62921 95051 | E-mail : contact@nmh.org.in



LABORATORY INVESTIGATION REPORT

Patient Name : Mrs. Srirupa Biswas	Age/Sex : 47 Year(s) / Female
UHID : NMHK.2119554	Order Date : 09/03/2024 09:24
Episode : OP	Mobile No : 8250470930
Ref. Doctor : NMH	DOB : 11/08/1976
Address : 55/A SATYAJIT ROY SARANI , BEHALA ,Kolkata,W est Bengal ,700060	Facility : NARAYAN MEMORIAL HOSPITAL

VISIBLE BLOOD NOT FOUND

ADULT PARASITE NOT FOUND

CHEMICAL EXAMINATION

REACTION ACIDIC

MICROSCOPIC EXAMINATION

PUS CELLS 1-2/HPF

VEG CELL PRESENT

RBC ABSENT

OVA NOT FOUND

PARASITES NOT FOUND

CYSTS NOT FOUND

BACTERIAL FLORA PRESENT

FAT GLOBULES ABSENT

STARCH GRANULES PRESENT

Please correlate clinically.

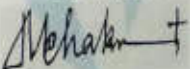
URINE FOR SUGAR PP

SAMPLE : URINE

RESULT ABSENT

End of Report


Dr.S. Chatterjee
MD, MBBS, FAACC
(CONSULTANT BIOCHEMIST)


Dr.MAINAK CHAKRABORTY
MBBS, MD(PATH)
(CONSULTANT PATHOLOGIST)

Checked By



LABORATORY INVESTIGATION REPORT

Patient Name : Mrs. Srirupa Biswas	Age/Sex : 47 Year(s) / Female
UHID : NMHK.2119554	Order Date : 09/03/2024 09:24
Episode : OP	Mobile No : 8250470930
Ref. Doctor : NMH	DOB : 11/08/1976
Address : 55/A SATYAJIT ROY SARANI , BEHALA ,Kolkata,W est Bengal ,700060	Facility : NARAYAN MEMORIAL HOSPITAL

Clinical Pathology

INVESTIGATION	RESULTS	UNITS	BIOLOGICAL REF RANGE
Sample No : 07H0165636	Collection Date : 09/03/24 09:44	Ack Date : 09/03/2024 12:28	Report Date : 09/03/24 16:04

URINE FOR R/E

SAMPLE : URINE

PHYSICAL EXAMINATION

VOLUME	50	ml	
COLOUR	PALE YELLOW		
APPEARANCE	SLIGHTLY HAZY		1.010 - 1.030
SPECIFIC GRAVITY	1.005		
REACTION(pH)	ACIDIC (pH - 6.0)		

CHEMICAL EXAMINATION

SUGAR	ABSENT	ABSENT
ALBUMIN.	ABSENT	ABSENT
BLOOD	ABSENT	ABSENT
KETONE	ABSENT	ABSENT
BILE SALT	ABSENT	ABSENT
BILE PIGMENTS	ABSENT	ABSENT

MICROSCOPIC EXAMINATION

PUS CELLS	1-2/HPF	<5/HPF
EPITHELIAL CELLS	4-5/HPF	<20/HPF
RBC	ABSENT	ABSENT
CAST	ABSENT	ABSENT
CRYSTAL	ABSENT	

Please correlate clinically.

URINE FOR SUGAR FASTING

SAMPLE : URINE

RESULT	ABSENT
--------	--------

Sample No : 07H0165637	Collection Date : 09/03/24 09:48	Ack Date : 09/03/2024 12:44	Report Date : 09/03/24 16:04
------------------------	----------------------------------	-----------------------------	------------------------------

STOOL FOR R/E
SAMPLE : STOOL

PHYSICAL EXAMINATION

COLOUR.	BROWNISH
CONSISTENCY	SOFT
MUCUS	PRESENT



LABORATORY INVESTIGATION REPORT

Patient Name : Mrs. Srinu Das	Age/Sex : 47 Year(s) / Female
UHID : NPHK2119554	Order Date : 09/03/2024 09:24
Episode : OP	Mobile No : 8250470930
Ref. Doctor : NMH	DOB : 11/08/1976
Address : 55/A SATYAJIT ROY SARANI, BEHALA, Kolkata, West Bengal, 700060	Facility : NARAYAN MEMORIAL HOSPITAL

VISIBLE BLOOD NOT FOUND
ADULT PARASITE NOT FOUND
CHEMICAL EXAMINATION
REACTION ACIDIC
MICROSCOPIC EXAMINATION
PUS CELLS 1-2/HPF
VEG CELL PRESENT
RBC ABSENT
OVA NOT FOUND
PARASITES NOT FOUND
CYSTS NOT FOUND
BACTERIAL FLORA PRESENT
FAT GLOBULES ABSENT
STARCH GRANULES PRESENT

Please correlate clinically.
URINE FOR SUGAR PP
SAMPLE : URINE
RESULT ABSENT

End of Report

Dr. S. Chatterjee
MD, MBBS, FAACC
(CONSULTANT BIOCHEMIST)

Dr. MAINAK CHAKRABORTY
MBBS, MD(PATH)
(CONSULTANT PATHOLOGIST)

Checked By

Narayan Memorial Hospital

(A Unit of Narayan Health Services Pvt. Ltd.)

CIN No. : U85110WB2005PTC104884

GSTIN No. : 19AACCN1707E1ZS



DIAGNOSTICS REPORT

Patient Name	: Mrs. Srirupa Biswas	Order Date	: 09/03/2024 09:24
Age/Sex	: 47 Year(s)/Female	Report Date	: 09/03/2024 14:33
UHID	: NMHK.2119554	Facility	: NARAYAN MEMORIAL HOSPITAL
Ref. Doctor	:	Mobile	: 8250470930
Address	: 55/A SATYAJIT ROY SARANI, BEHALA, Kolkata, West Bengal, 700060		

CHEST X-RAY REPORT OF PA VIEW

Lung fields are clear. No focal parenchymal opacity is seen.

No appreciable pleural thickening / calcification is noted.

Costo-phrenic angles are normal.

Cardiac shadow appears normal.

Bilateral hilar shadows are normal.

No obvious bony abnormality is seen.

Dr. Arun Kumar Mazumder

MBBS, MD (Radiodiagnosis)

RegNo: WBMC 48861

Narayan Memorial Hospital

(A Unit of Narayan Health Services Pvt. Ltd.)

CIN No. : U85110WB2005PTC104884

GSTIN No. : 19AACCN1707E1ZS



DIAGNOSTICS REPORT

Patient Name	: Mrs. Srirupa Biswas	Order Date	: 09/03/2024 09:24
Age/Sex	: 47 Year(s)/Female	Report Date	: 10/03/2024 08:17
UHID	: NMHK.2119554	Facility	: NARAYAN MEMORIAL HOSPITAL
Ref. Doctor	:	Mobile	: 8250470930
Address	: 55/A SATYAJIT ROY SARANI, BEHALA, Kolkata, West Bengal, 700060		

ELECTROCARDIOGRAM REPORT (ECG)

HR : 75 bpm
Rhythm : Sinus
P wave : Normal
PR Interval : 152 msec
QRS axis : Normal
QRS duration : 84 msec
QRS configuration : Normal
T wave : Non specific changes
ST segment : Non specific changes
QTc : 440 msec
QT : 392 msec

IMPRESSION

- Sinus rhythm. Normal QRS axis.
- Non specific ST-T changes.
Clinical correlation please.

Dr. Sudip Chakraborty
MBBS, DIP (Preventative Cardiology)
fellow Clinical

RegNo: 56285



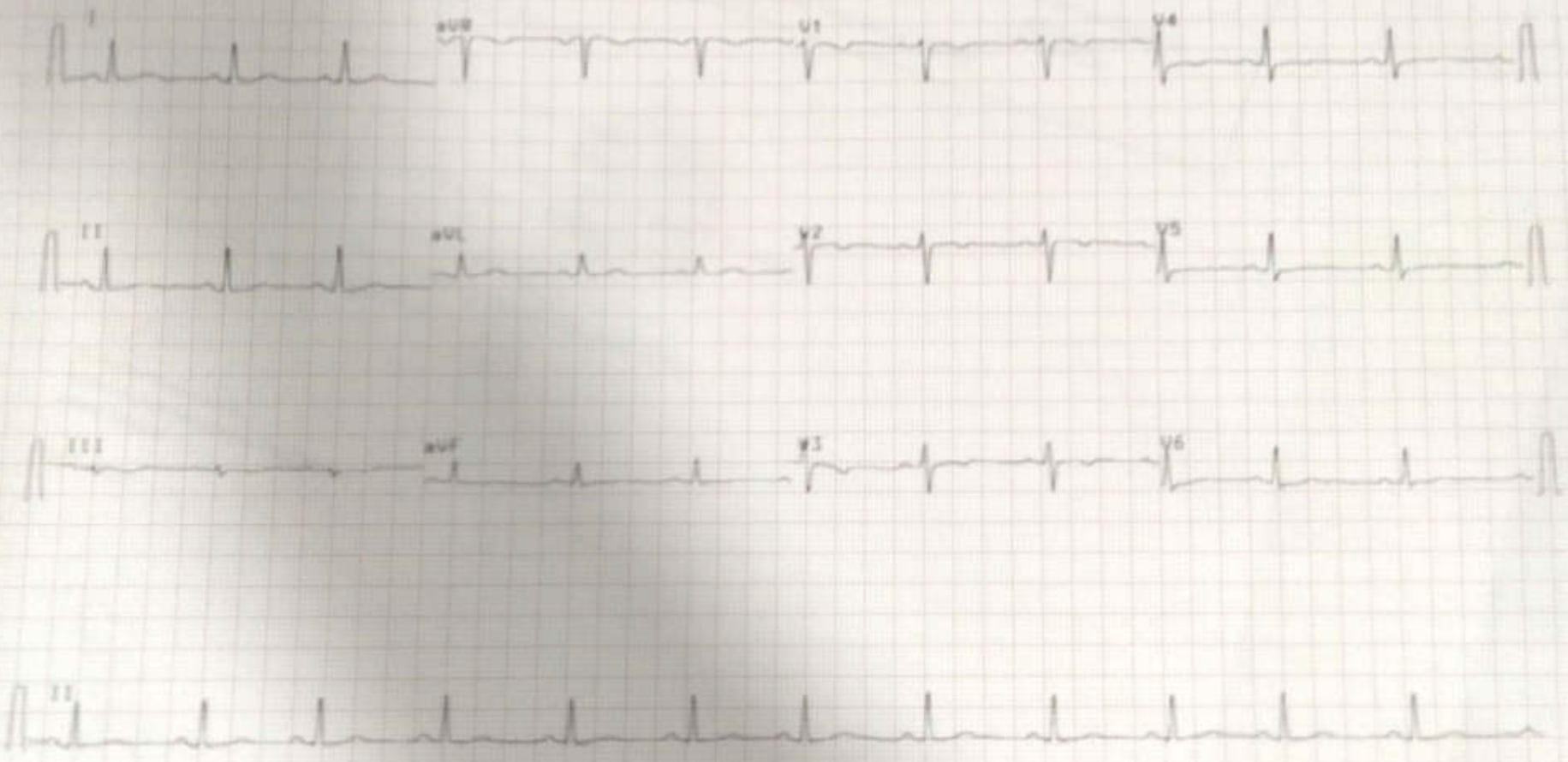
119304
Male
47 years
58 / kg

HR 75/min
Intervals:
RR 893 ms
P 86 ms
PR 152 ms
QRS 84 ms
QT 392 ms
QTc 448 ms
(Bazett)
18 ms/eU

Axis:
P 34°
QRS 26°
T 15°
P (II) 0.18 mV
S (VI) -0.68 mV
R (V5) 0.75 mV
Sokol. 1.53 mV

SINUS RHYTHM
NORMAL ECG
6.82

UNCONFIRMED REPORT



18 mm/mV

25 mm/s

0.05-25 Hz F50 SSF 585 09.03.2024 12:32:31

NARAYAN MEMORIAL
HOSPITAL, BEHALA

AT-182plus 1.25 Ct

Part No 2 157025M

Narayan Memorial Hospital

(A Unit of Narayan Health Services Pvt. Ltd.)

CIN No. : U85110WB2005PTC104884

GSTIN No. : 19AACCN1707E1Z6



DIAGNOSTICS REPORT

Patient Name	: Mrs. Srirupa Biswas	Order Date	: 09/03/2024 09:24
Age/Sex	: 47 Year(s)/Female	Report Date	: 09/03/2024 17:51
UHID	: NMHK.2119554	Facility	: NARAYAN MEMORIAL HOSPITAL
Ref. Doctor	:	Mobile	: 8250470930
Address	: 55/A SATYAJIT ROY SARANI, BEHALA, Kolkata, West Bengal, 700060		

REPORT OF ECHO SCREENING

No regional wall motion abnormality at rest.
Normal LV systolic function (LVEF = 68%).
Normal RV systolic function. (TAPSE = 1.6 cm, RVS' = 0.14 m/s).
Adequate diastolic compliance (E/e' = 11.1). E/A - 1.23
No pericardial effusion.
Trivial TR. Estimated PASP = 34 mmHg.
IVC normal diameter & > 50 % respiratory compressibility.
No thrombus, mass / vegetation.

Dr. Sudip Chakraborty
MBBS, DIP (Preventative Cardiology)
fellow Clinical

RegNo: 56285

Registered Office :

582, Diamond Harbour Road

Behala, Kolkata

Corporate Office :

Behala Mantion, 85, (Mail - 601)

Behala, K.P. Thakur Road, Kolkata - 700 034

Ph : 033 6640 0000 | Mob : +91 62921 95051 | E-mail : contact@nmh.org.in

narayanmemorialhospital.com

Print By : SHEKHAR SARKAR

Follow us on



Page 1 of 1

