



*Spencer*

*Keachin*

**Dr. Vandana G. Powar**  
M.B.B.S., D.C.P.  
Reg. No. 68137





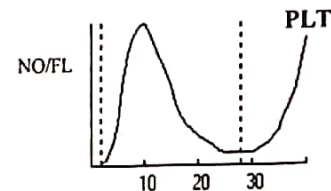
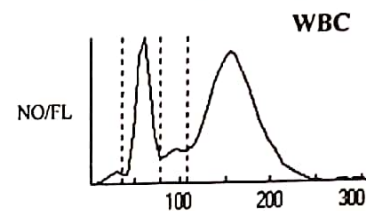
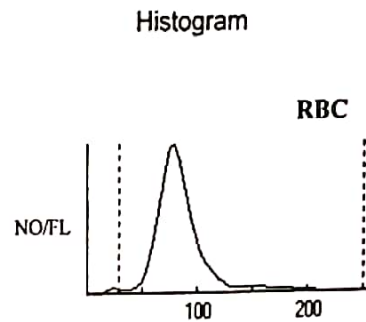
LAB - Shop No. 7, "Diwan Towers" Mangalwar Peth, Near Mirajkar Tikti, Opp. Nutan Marathi High School, Kolhapur. Mob. 9158529408, 9422047480, 9921285167

NAME : MR. KEDAR CHOPADE  
REF BY : Dr. BANK OF BARODA

DATE : 25/09/2021 PT.NO. : 105 25092  
AGE : 47. Yrs. SEX : M

**HAEMOGRAM WITH INDICES**

Test	Result	Units	Normal Range
<b>Haemoglobin</b>	- 13.5	g/dl	14-18
<b>RBC Count</b>	- 4.67	millions / cu-mm	4.5 - 6.5
<b>PCV</b>	- 39.7	%	40 - 54
<b>MCV</b>	- 85	fL	80 - 96
<b>MCH</b>	= 28.9	Pg	27 - 33
<b>MCHC</b>	- 34	gm/dl	33 - 36
<b>RDW CV</b>	- 13.1	%	11.0 - 14.5
<b>WBC Count</b>	- 8700	/cumm	4000 - 11000
Neutrophils	- 71	%	40 - 75
Lymphocytes	- 24	%	20 - 40
Eosinophils	- 03	%	1 - 6
Monocytes	- 02	%	2-10
Basophils	- 00	%	0 - 1
<b>Platelet Count</b>	- 245000	/ul	150000 -450000
MPV	- 11.3	fL	7.4 - 10.4
PDW	- 16.2	%	8-12
P-LCR	- 37.2	%	15-35
<b>E.S.R.</b>	- 10	mm at 1hr	0-10
(By Wintrobe Method)			
RBC Morphology	- Normochromic, Normocytic.		
WBC Morphology	- Within Normal Limits		
Platelets	- Adequate		
* Blood group	- 'O' Rh Positive		



**Dr. Vandana G. Powar**  
M.B.B.S., D.C.P.  
Reg. No. 68137  
**PATHOLOGIST**  
*[Signature]*  
DR. VANDANA POWAR  
M.B.B.S., D.C.P.

All Biochemistry Tests Done By Computerised Auto Analyser

HAEMATOLOGY | CLINICAL PATHOLOGY | BIOCHEMISTRY | SEROLOGY | MICROBIOLOGY | HISTOPATHOLOGY

24 Hours Emergency Service

Home Service Available



Dr. Vandana G. Powar M.B.B.S., D.C.P.  
Consultant Pathologist



**PARTH**  
PATHOLOGY LABORATORY  
(Computerised)

LAB - Shop No. 7, "Diwan Towers" Mangalwar Peth, Near Mirajkar Tikti, Opp. Nutan Marathi  
High School, Kolhapur. Mob. 9158529408, 9422047480, 9921285167

PT.NAME : MR. KEDAR CHOPADE  
REF. BY : DR. BANK OF BARODA

DATE : 25/09/2021  
AGE : 47 Yrs. SEX : M  
PT.NO. : 105 250921

### BIOCHEMISTRY TEST REPORT

			<u>Normal Range</u>
S. Bilirubin (Total)	: 0.26	mg/dl	0 - 1.0 mg/dl
S. Bilirubin (Direct)	: 0.23	mg/dl	0 - 0.25 mg/dl
S. Bilirubin (Indirect)	: 0.03	mg/dl	0 - 0.75 mg/dl
S.G.O.T	: 27.4	IU/L	5-40 IU/L
S.G.P.T	: 22.9	IU/L	5-40 IU/L
S. Alkaline Phosphatase	: 95.7	IU/L	37 - 147 IU/L
Total Proteins	: 7.1	g/dl	6.6 - 8.3 g/dl
S. Albumin	: 4.6	g/dl	3.5 - 5.0 g/dl
S. Globulin	: 2.5	g/dl	1.5 - 3 g/dl
A/G Ratio	: 1.8 : 1		0.90 - 2.00



Dr. Vandana G. Powar  
M.B.B.S., D.C.P.  
Reg. No. 68137

**PATHOLOGIST**

*[Signature]*  
DR. VANDANA POWAR  
M.B.B.S., D.C.P.

All Biochemistry Tests Done By Computerised Auto Analyser

HAEMATOLOGY | CLINICAL PATHOLOGY | BIOCHEMISTRY | SEROLOGY | MICROBIOLOGY | HISTOPATHOLOGY

**24 Hours Emergency Service**

**Home Service Available**

Dr. Vandana G. Powar M.B.B.S., D.C.P.  
Consultant Pathologist



**PARTH**  
PATHOLOGY LABORATORY  
(Computerised)

LAB - Shop No. 7, "Diwan Towers" Mangalwar Peth, Near Mirajkar Tikti, Opp. Nutan Marathi High School, Kolhapur. Mob. 9158529408, 9422047480, 9921285167

PT.NAME : MR. KEDAR CHOPADE  
REF. BY : DR. BANK OF BARODA

DATE : 25/09/2021  
AGE : 47 Yrs. SEX : M  
PT.NO. : 105 250921

**EXAMINATION OF URINE**

Normal Range

**PHYSICAL EXAMINATION**

Quantity : 05 ml  
Colour : Pale Yellow  
Appearance : Clear  
Deposit : Absent  
Reaction (pH) : Acidic  
Specific Gravity : 1.024 1.003 - 1.035

**CHEMICAL EXAMINATION**

Proteins : Absent  
Glucose : Absent  
Ketone Bodies : --  
Bile Salts : -- Absent  
Bile Pigments : -- Absent  
Urobilinogen : --  
Occult Blood : Absent

**MICROSCOPIC EXAMINATION**

Epithelial Cells : 1 - 2 /hpf  
Pus Cells : 2 - 3 /hpf  
Red Blood Cells : Absent /hpf  
Casts : Absent  
Crystals : Absent  
Amorphous Deposits : Absent

**OTHER FINDINGS**

Yeast Cells : Absent  
Trichomonas vaginalis : Absent  
Bacteria : Absent  
Mucus Threads : Absent  
Spermatozoa : Absent



Dr. Vandana G. Powar  
M.B.B.S., D.C.P.  
Reg. No. 68137

**PATHOLOGIST**

*[Signature]*  
DR. VANDANA POWAR  
M.B.B.S., D.C.P.

All Biochemistry Tests Done By Computerised Auto Analyser.

HAEMATOLOGY | CLINICAL PATHOLOGY | BIOCHEMISTRY | SEROLOGY | MICROBIOLOGY | HISTOPATHOLOGY

24 Hours Emergency Service

Home Service Available



Dr. Vandana G. Powar M.B.B.S., D.C.P.  
Consultant Pathologist



**PARTH**  
PATHOLOGY LABORATORY  
(Computerised)

LAB - Shop No. 7, "Diwan Towers" Mangalwar Peth, Near Mirajkar Tikti, Opp. Nutan Marathi  
High School, Kolhapur. Mob. 9158529408, 9422047480, 9921285167

PT.NAME : MR. KEDAR CHOPADE  
REF. BY : DR. BANK OF BARODA

DATE : 25/09/2021  
AGE : 47 Yrs. SEX : M  
PT.NO. : 105 250921

**EXAMINATION OF FAECES**

**PHYSICAL EXAMINATION**

Appearance : Clear  
Colour : Brown  
Blood : Absent  
Mucus : Absent  
Parasites : Absent

**CHEMICAL EXAMINATION**

Reaction (pH) : Acidic  
Occult Blood : Absent  
Reducing Substances : Absent

**MICROSCOPIC EXAMINATION**

Ova : Absent  
Cysts : Absent  
Macrophages : Absent  
Pus Cells : Absent  
Macrophages : Absent  
Red Blood Cells : Absent  
Undigested Material : Not in excess  
Fat Globules : Not in excess

Dr. Vandana G. Powar  
M.B.B.S., D.C.P.  
Reg. No. 68137  
PATHOLOGIST



DR. VANDANA POWAR  
M.B.B.S., D.C.P.

All Biochemistry Tests Done By Computerised Auto Analyser

HAEMATOLOGY | CLINICAL PATHOLOGY | BIOCHEMISTRY | SEROLOGY | MICROBIOLOGY | HISTOPATHOLOGY

24 Hours Emergency Service

Home Service Available



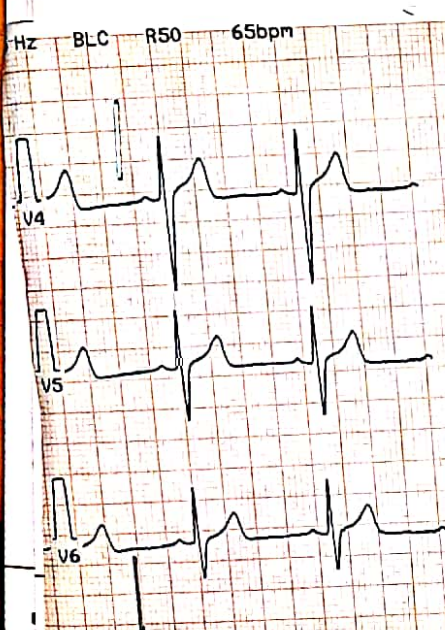
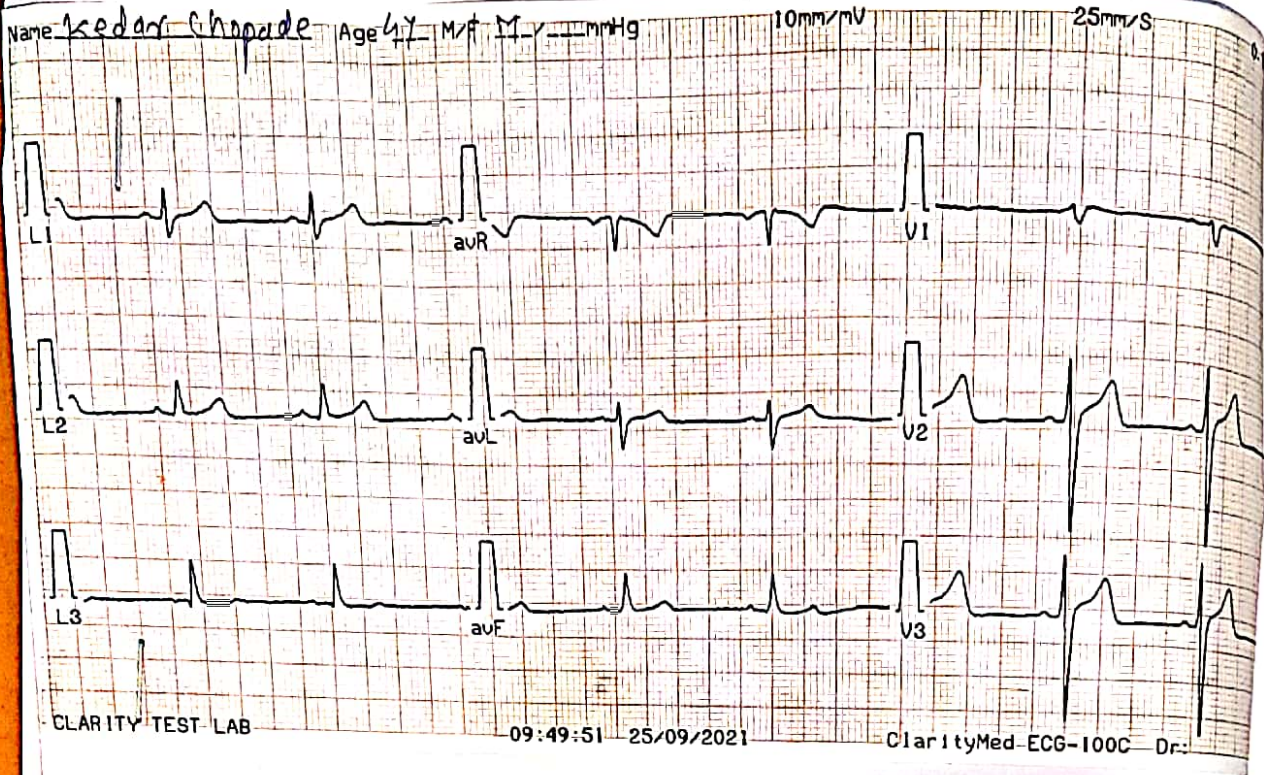
Dr. Vandana G. Powar M.B.B.S., D.C.P.  
 Consultant Pathologist



# PARTH

PATHOLOGY LABORATORY  
 (Computerised)

LAB - Shop No. 7, "Diwan Towers" Mangalwar Peth, Near Mirajkar Tikti, Opp. Nutan Marathi High School, Kolhapur. Mob. 9158529408, 9422047480, 9921285167



Name Kedar Chopade  
 Age 47 Yrs. Ht. 170 cms. Wt. 75 Kg  
 Sex M/F M. BP 100/60 mmHg  
 Heart Rate 65 BPM

(ms)	P	QRS	PQ	QT	QTc
	86	102	131	387	399
(%)	QT/QTc	QT/RR			
	97	42			
Axis	P	QRS	T		
	41°	66°	26°		

Interpretation Report For

Sinus Rhythm  
 Normal ECG

*[Signature]*  
 Dr. Vandana G. Powar  
 M.B.B.S., D.C.P.  
 Reg. No. 68137

REMARKS



Unconfirmed Report  
 Dr.:

PS: Not for medico legal

Emergency Service

HOME SERVICE AVAILABLE



Dr. Vandana G. Powar M.B.B.S., D.C.P.  
Consultant Pathologist



**PARTH**  
PATHOLOGY LABORATORY  
(Computerised)

Shop No. 7, "Diwan Towers" Mangalwar Peth, Near Mirajkar Tikti, Opp. Nutan Marathi High School, Kolhapur. Mob. 9158529408, 9422047480, 9921285167

**25/09/2021**

**THE ECG OF CLIENT MR. KEDAR CHOPADE  
IS WITHIN NORMAL LIMIT.  
NO ABNORMAL FINDINGS ARE DETECTED.**



Dr. Vandana G. Powar  
M.B.B.S., D.C.P.  
Reg. No. 68137

**PATHOLOGIST**

DR. VANDANA POWAR  
M.B.B.S., D.C.P.

All Biochemistry Tests Done By Computerised Auto Analyser

**4 Hours Emergency Service**

**Home Service Available**







Dr. Vandana G. Powar M.B.B.S., D.C.P.  
Consultant Pathologist



**PARTH**  
PATHOLOGY LABORATORY  
(Computerised)

LAB - Shop No. 7, "Diwan Towers" Mangalwar Peth, Near Mirajkar Tikti, Opp. Nutan Marathi  
High School, Kolhapur. Mob. 9158529408, 9422047480, 9921285167

PT.NAME : MR. KEDAR CHOPADE  
REF. BY : DR. BANK OF BARODA

DATE : 25/09/2021  
AGE : 47 Yrs. SEX : M  
PT.NO. : 105 250921

**REPORT ON % GLYCOHAEMOGLOBIN OF BLOOD**

% Glycohaemoglobin of blood : 7.2 %

Estimated mean blood glucose : 160.6 mg/dl

(Reference For GuideLine)

- < 6.0 - Normal
- 6.0 - 7.0 % - Good Control
- 7.0 - 8.0 % - Fair Control
- 8.0-10.0% - Unsatisfactory control
- >10.0% - Poor control

Dr. Vandana G. Powar  
M.B.B.S., D.C.P.  
Reg. No. 68137



**PATHOLOGIST**

DR. VANDANA POWAR  
M.B.B.S., D.C.P.

All Biochemistry Tests Done By Computerised Auto Analyser

HAEMATOLOGY | CLINICAL PATHOLOGY | BIOCHEMISTRY | SEROLOGY | MICROBIOLOGY | HISTOPATHOLOGY

**24 Hours Emergency Service**

**Home Service Available**



Dr. Vandana G. Powar M.B.B.S., D.C.P.  
Consultant Pathologist



**PARTH**  
PATHOLOGY LABORATORY  
(Computerised)

LAB - Shop No. 7, "Diwan Towers" Mangalwar Peth, Near Mirajkar Tikti, Opp. Nutan Marathi High School, Kolhapur. Mob. 9158529408, 9422047480, 9921285167

PT.NAME : MR. KEDAR CHOPADE  
REF. BY : DR. BANK OF BARODA

DATE : 25/09/2021  
AGE : 47 Yrs. SEX : M  
PT.NO. : 105 250921

### BIOCHEMISTRY TEST REPORT

			<u>Normal Range</u>
Fasting Plasma Glucose	: 112.5	mg/dl	60-110 mg/dl
2 Hrs. Plasma Glucose	: 214.6	mg/dl	90-140 mg/dl
S. Creatinine	: 0.8	mg/dl	0.7 - 1.4 mg/dl
Blood Urea	: 23.9	mg/dl	12-42 mg/dl
Blood Urea Nitrogen	: 11.17	mg/dl	5 - 21 mg/dl
S. Uric acid	: 4.9	mg/dl	3.5 -7.2 mg/dl
Total Cholesterol	: 130.8	mg/dl	0-250 mg/dl
HDL Cholesterol	: 29.1	mg/dl	30 - 70 mg/dl
S. Triglycerides	: 92.7	mg/dl	0-170 mg/dl
LDL Cholesterol	: 83.2	mg/dl	60 - 150 mg/dl
TC/HDL Ratio	: 4.5		0 - 5
LDLC/HDL Ratio	: 2.9		

25/9/21  
Dr. Vandana G. Powar  
M.B.B.S., D.C.P.  
Reg. No. 68137



**PATHOLOGIST**

*[Signature]*  
DR. VANDANA POWAR  
M.B.B.S., D.C.P.

All Biochemistry Tests Done By Computerised Auto Analyser

HAEMATOLOGY | CLINICAL PATHOLOGY | BIOCHEMISTRY | SEROLOGY | MICROBIOLOGY | HISTOPATHOLOGY

24 Hours Emergency Service

Home Service Available



Dr. Vishram Mehta, M. D.

September 25, 2021

Name : Mr. Kedar Yashwantrao Chopade  
Ref. by : Dr. Vandana Powar.

M / 47 yrs.

**Ultrasonography of Abdomen: [documented ]**

**LIVER:** is normal in size with *increased hepatic echogenecity s/o fatty liver*. The intrahepatic biliary radicles are normal.

**GALL BLADDER:** shows normal size, wall and lumen.

**PORTA HEPATIS:** The portal vein and the common ducts are normal in caliber.

**PANCREAS:** The size, echotexture and contour of pancreas is normal.

**SPLEEN:** shows normal in size with normal texture.

**KIDNEYS:** show normal position, contour & echotexture with no hydronephrosis or calculi. The right kidney measures 108 x 48 mm and the left measures 122 x 55 mm.

The ureters are not dilated.

The abdominal aorta, the I.V.C. and the pre and para aortic regions appear normal.

There is no ascites. No abnormal bowel could be seen.

**URINARY BLADDER** shows normal wall and lumen.

The prostate gland is normal in size – wt. 21 gm.

**Impression:** Fatty changes in the liver. No other abnormality is detected.

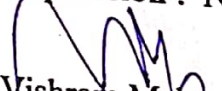
**X-Ray Chest, P.A. view :**

The lung fields are normal. The lung markings are normal.

The hilar shadows are normal. The mediastinum and the pulmonary vascularity are normal.

The domes and the angles of diaphragm show no abnormality.

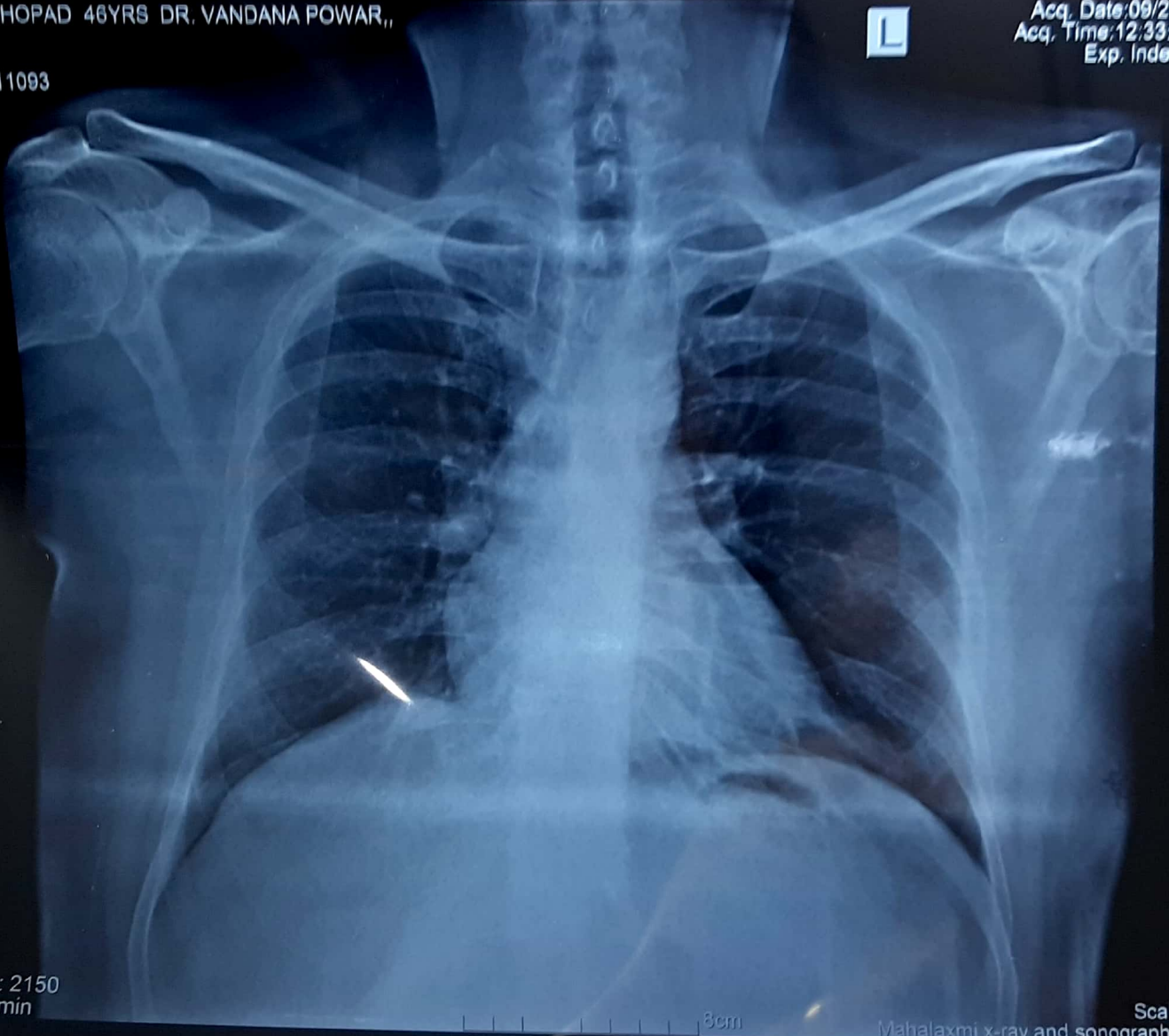
**Impression :** No significant abnormality detected.

  
Vishram Mehta.



KEDAR CHOPAD 46YRS DR. VANDANA POWAR,,  
Sex: Male  
DOB:  
ID: PAT011093

Acq. Date: 09/25/2021  
Acq. Time: 12:33:09 PM  
Exp. Index: 1663



CHEST  
PA  
W: 3229, L: 2150  
Tech ID: admin

8cm

Mahalaxmi x-ray and sonography clinic  
Scale: 0.55

8cm



