



Appointment Booking Details											
Corporate/TPA	Agreement Name	Package Name	Package Inclusions	Customer Name	Gender MF	Relation Self/Spouse	ICD10/ICD9	Ins ID	Email ID	Mobile No	Cons Appoint
ARCOFEMI HEALTHCARE LIMITED	ARCOFEMI MEDIWHEEL FEMALE AHC CREDIT PAN INDIA OP AGREEMENT	ARCOFEMI - MEDIWHEEL - FULL BODY ANNUAL PLUS CHECK ADVANCED - FEMALE - 2D ECHO - PAN INDIA - FY2324	Renal Function Test,GGTP, Gamma Glutamyl Transpeptidase - Serum,Ultrasound - Whole Abdomen,Ophthal by General Physician,URINE GLUCOSE(FASTING),Urine Routine (CUE),Blood Grouping And Typing (Abo And Rh),BM,URINE GLUCOSE(POST PRANDIAL),LBC PAP SMEAR,EKG,Package Gynaecological Consultation,Lipid Profile (all Parameters),SONO MAMMOGRAPHY - SCREENING,Consultation - Dental,GLUCOSE - SERUM / PLASMA(FASTING AND POST PRANDIAL,THYROID PROFILE - I(T3,T4 AND TSH),Glycosylated Hemoglobin (HbA1C) - Whole Blood,HEMOGRAM (CBC+ESR),LIVER FUNCTION TEST (PACKAGE),X-Ray Chest PA,Package Consultation - ENT,Fitness by General Physician,2 D ECHO,Dietician consultation,Doctor,GLUCOSE FASTING,LIPID PROFILE,BODY MASS INDEX (BMI),GAMMA GLUTAMYL TRANSFERASE (GGT),COMPLETE URINE EXAMINATION,RENAL PROFILE/RENAL FUNCTION TEST (RFT/KFT),BLOOD GROUP ABO AND RH FACTOR,HbA1c, GLYCATED HEMOGLOBIN,SONO MAMMOGRAPHY - SCREENING,DIET CONSULTATION,HEMOGRAM + PERIPHERAL SMEAR,LBC PAP TEST- PAPSURE,THYROID PROFILE (TOTAL T3, TOTAL T4, TSH),PERIPHERAL SMEAR,GLUCOSE, POST PRANDIAL (PP), 2 HOURS (POST MEAL),LIVER FUNCTION TEST (LFT)	Ramla Ben Solanki	female	Self	11-03-1976	N/A	tendrakumar@hob@gmail.com	9825762083	2023-1

PATIENT NAME: RAMILABEN SOLANKI

AGE/SEX : 48 Years/FEMALE

REF. DOCTOR : HEALTH CHECK UP

DATE : 09/12/2023

EYE VISION CHECK UP

EYE PARAMETERS	RIGHT EYE	LEFT EYE
DISTANCE VISION	6/6 WITHOUT GLASS	6/6 WITHOUT GLASS
NEAR VISION	N/6 +1 WITH GLASS	N/6 +1 WITH GLASS
COLOUR VISION	NO COLOUR BLINDNESS	NO COLOUR BLINDNESS

Shreeyanta Healthcare & Diagnostics Pvt. Ltd.
212 to 217, Swanik Arcade, Pragatinagar,
Naranpura, Ahmedabad-380013.
Regd. No. : 051902468

Shreeyanta Healthcare & Diagnostics Pvt. Ltd.

212-217, Swanik Arcade, Nr Arjun Homes, B/h Vardan Tower, Pragatinagar - K. K. Nagar Road, Naranpura, Ahmedabad : 380 013.

Appointment +91 99042 90525 / +91 92656 34065 ☎ 079 2749 98 35 / Emergency : 87340 72706 📧 shreeyantaclinic@gmail.com

Ramilaaben Solanki

9/12/23

Recently detected Diabetes Mellitus type-II + Dyslipidemia

c/o
No any fresh
complaint

O/E

T - ②

P - 82/m.

SI22 - 96 ♂.

BP - 140/90
mmHg

Report Received

HBA1c - 6.6

LDL - 118

USG - normal

EKG - normal

Rx

① Tab. obimet SR
(500mg)
after dinner 0 - 0 - 1 — ③③

② Tab. Valros 10mg
after dinner 0 - 0 - 1 — ③③

③ Tab. Diabnerne
after 0 - 1 - 0 — ③③

Shreeyanta HealthCare & Diagnostics Pvt. Ltd.

212-217, Swanik Arcade, Nr Arjun Homes, B/h Vardaan, Pragathi, Swarnik Arcade, Pragathi, Ahmedabad : 380 013.

Appointment +91 99042 90525 / +91 92656 34065. Fax: 9990499051502488. 9990499051502488. shreeyantaclinic@gmail.com

09-12-2023 08:52:38

ID: 6280

Name: solanki, ramlabben

Age: 49yrs

Sex: Female

Hospital:

Department:

HR:

PR:

QRS:

QT/QTc:

P/QRS/T:

RMS/ST:

RMS+ST:

BI beam

166 ms

80 ms

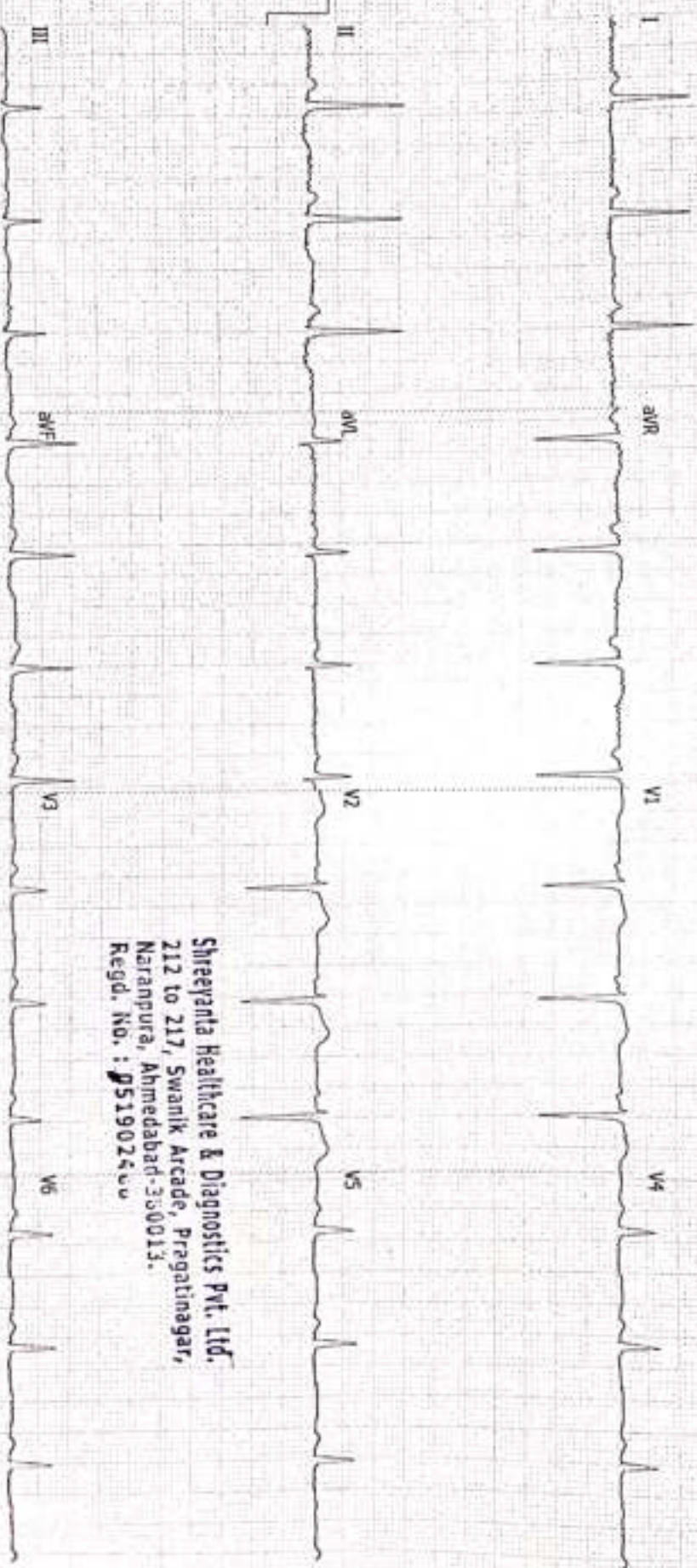
374/434 ms

39/42/-125 deg.

0.636/-1.269 mV

1.905 mV

0.67Hz 35Hz AC OFF 25 mm/s 10 mm/mV



<< Analysis Result >>

** borderline ECG **

Sinus rhythm

Dr. Manik K. Kharivwala
(M.D. (Medicine), PGDDM (UK))

Regd. No.: G-14926

Shreyanta Healthcare & Diagnostics Pvt. Ltd.

Need to be confirmed by doctor. Doctor Name: _____

Shreyanta Healthcare & Diagnostics Pvt. Ltd.
212 to 217, Swanik Arcade, Pragatinagar,
Naranpura, Ahmedabad-380013.
Regd. No.: **519026**



AHMEDABAD DENTAL

610, Swanik Arcade, Opp. Arjun Green, Pragatinagar,
Naranpura, Ahmedabad, Gujarat 380013
Ph.: 9879994844, **9725368282**
Web : www.ahmedabadental.com

Name : Solanki Ramilaben Jitenchokar Date : 09/12/2023
 Mobile No. : 9825762083 Case No. : 1254
 Email : — Birth Date : 01/06/1975
 Occupation : House wife
 Address : 5/23, Near Amarpada St, Naroda Ahmedabad
 Medical History : Hypertension - pt is under medication.

Consent Statement :

I hereby authorize and request the performance of dental services for Myself. I also give my consent to any advisable and necessary dental procedures, medications or anaesthetics to be administered by the attending dentist. I completely understand the complications and risks associated with the same. I understand and acknowledge that I am Financially responsible for service provided for my self of the above mentioned.

હું ડોક્ટરને દાંત પાડવાની/સર્જરી/દાંતની તમામ સારવાર અને તે માટે જરૂરી શીશી સુંઘાડવાની/ઇન્જેક્શન આપી બહેર કરાવાની અને દવા આપવાની સંમતિ આપું છું. મેં ડોક્ટર સાહેબને મારી બિમારીને લગતી તમામ સાચી માહિતી આપી છે અને ડોક્ટર સાહેબે સારવાર અંગેના તમામ સાચા/ખોટા પરિણામોની મને મારી ભાષામાં જાણકારી આપી છે. સારવાર દરમ્યાન જો મને કંઈપણ વાય અને સારવાર ના ખર્ચાની સંપૂર્ણ જવાબદારી મારી રહેશે તે અંગે ડોક્ટર/હોસ્પિટલ/સ્ટાફ/સંસ્થા જવાબદારી રહેશે નહિ.

Signature, (In case of minor) Signature of Guardian

રમલબેન

Chief Complaints : Routine check up.

Examination	Treatment Required
<u>OE</u> → calculus : +++ → buccally placed 1st <u>7^e</u>	<u>Rx</u> ① Scaling ② Follow up <u>18</u> and oral hygiene maintenance.

Shreeyanta Healthcare & Diagnostics Pvt. Ltd.
212 to 217, Swanik Arcade, Pragatinagar,
Naranpura, Ahmedabad-380013.
Regd. No. : 051902468

• Interest in recall at : 3 months 6 months

INVESTIGATION: 2D ECHO CARDIOGRAPHY

PATIENT NAME : RAMILABEN SOLANKI

AGE/SEX: 48 YRS

REF. Dr. : DR. MAULIK KINARIWALA

DATE: 09/12/2023

<u>MITRAL VALVE</u>	NORMAL	<u>LEFT VENTRICLE</u>	
PROLAPSE	NORMAL	LVID DIASTOLE	46 MM
AREA	NORMAL	LVID SYSTOLIC	30 MM
<u>AORTIC VALVE</u>	NORMAL	<u>EJECTION FREACTION</u>	58%
ROOT SIZE	32	IVS	12 MM
LA SIZE	32	LVPW	11MM
<u>PULMONARY VALVE</u>	NORMAL	<u>TRICUSPID VALVE</u>	NORMAL

DOPPLER STUDY: -

	MITRAL VALVE	AORTIC VALVE	PULMONARY VALVE	TRICUSPID VALVE
PEAK VELOCITY m/sec	1.00	1.00	0.89	0.69
PEAK GRADIENT mm hg	4.00	4.00	3.00	2.00
REGURGITATION	MILD	NIL	NIL	MILD

FINAL IMPRESSION:

MILD CONCENTRIC LVH

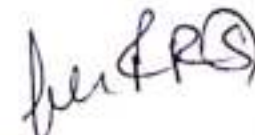
NORMAL RA, RV, LA, LV

GOOD LV SYSPFUNCTION (LVEF=60%)

MILD MR, TR. REDUCED LV COMPLIANCE

NO SIGNIFICANT PAH (RVSP = 33 MMHG)

NO CLOT, VEGETATION, PE.


Dr. DR. RAKESH POTHIWALA
MD DM CARD (Cardiologist)
Regd. No. : C-25943
Shreeyanta Healthcare & Diagnostics Pvt. Ltd.

Shreeyanta Healthcare & Diagnostics Pvt. Ltd.

212-217, Swanik Arcade, Nr Arjun Homes, B/h Vardan Tower, Pragatinagar - K. K. Nagar Road, Naranpura, Ahmedabad : 380 013.

Appointment +91 99042 90525 / +91 92656 34065 ☎ 079 2749 98 35 / Emergency : 87340 72706 📧 shreeyantaclinic@gmail.com

NAME: RAMILABEN SOLANKI	AGE: 48 YRS/FEMALE
REF BY: -	DATE: 09/12/2023

INVESTIGATION: X-RAY CHEST - PA VIEW

Both lung fields appears prominent bronchovascular markings seen.

No Koch's, consolidation or pleural effusion is seen on either side.

Cardiac shadow appears normal.

Bony thorax and both dome of diaphragm appears normal..

IMPRESSION: -

NORMAL CHEST X RAY PA VIEW

Dr. Mitul Mevada

DR. MITUL MEWADA
CONSULTANT RADIOLOGIST Pvt. Ltd.

Shreeyanta Healthcare & Diagnostics Pvt. Ltd.

212-217, Swanik Arcade, Nr Arjun Homes, B/h Vardan Tower, Pragatinagar - K. K. Nagar Road, Naranpura, Ahmedabad : 380 013.

Appointment +91 99042 90525 / +91 92656 34065 ☎ 079 2749 98 35 / Emergency : 87340 72706 📧 shreeyantaclinic@gmail.com

R

3

RAMILABEN SOLANKI AGE-48 Female Pat. ID.

REF DR:

Chest PA

09-12-2023 12:06:43 PM

SHREEYANTA HEALTHCARE & DIAGNOSTICS PVT. LTD.

Scanned with OKEN Scanne

NAME: RAMILABEN SOLANKI	DATE: 09 / 12 / 2023
AGE: 48 YEARS SEX: Female	REF.DR. ARCOFEMI

INVESTIGATION : USG ABDOMEN & PELVIS

LIVER appears normal in size and shows normal echopattern. No evidence of focal mass lesion. No evidence of dilated intrahepatic biliary radicals noted. Portal vein and hepatic veins are unremarkable. Common bile duct appears normal.

GALL BLADDER appears normal distended. No cholecystitis.

PANCREAS appears normal in size and echopattern.

SPLEEN appears normal in size and echopattern. No evidence of mass lesion seen.

KIDENYS:

Both kidneys appear normal in size, shape and position. No evidence of mass lesion or hydronephrosis seen on either side. Both Kidneys show normal cortical echogenicity well preserved cortico-medullary differentiation.

URINARY BLADDER is partially distended. No evidence of vesical mass or calculus is seen.

Uterus appears normal in size, position and echopattern. Endometrium thickness measures and appear normal.

Both ovaries appear normal. No gross adnexal mass lesion seen.

Small and large bowel loops are unremarkable.

No evidence of ascites or lymphadenopathy is seen.



Impression:-

No significant abnormality detected.


Dr. MITUL MEVADA
MD, DMR
CONSULTANT RADIOLOGIST (152)
Sri Krishna Healthcare & Diagnostics Pvt. Ltd.

Niyanta Diabetes & Heart Clinic Pvt. Ltd.

2nd Floor, Swanik Arcade, Nr. Arjun Homes, B/h Vardan Tower, Pragatinagar - K.K. Nagar Road, Naranpura, Ahmedabad : 380 013.

Emergency : 079 27499835 / +91 9904290525  niyantadiabetes@gmail.com  www.niyantadiabetes.com

Diet Plan - 12.3

Date: 9/12/23

Name: Reemtaben Solanki Age: 48

Height: 157 Weight: 89.9 B.M.I.: 39.4

Activity Level: - Recommended Calories: 1260 K.cal

7:10 સવારે (Morning) સુપરટેન્ડેન્ટ વ્યૂમ - 20ml
મેથીનું પાણી 1 ગ્લાસ, ચા/દુધ/કોફી 1 કપ (ખાંડ વગર) 2-પદાર્થ
2-પદાર્થ

6:10 નાસ્તો (Break Fast)
રોટલી / ભાખરી / ખાખરી 1 નંગ, દુધ (ખાંડ વગર) 1 કપ.

10:10 મોડી સવારે (Mid Morning)
સફરજન / પપૈયું / દાઠમ 1 નંગ (100gm.).

1:10 બપોરે જમવાનું (Lunch)
સલાડ 1 બાઉલ, શાકભાજી 1 વાટકી, દાળ કે કઠોળ 1 વાટકી,
રોટલી 2 નંગ, છાશ 1 ગ્લાસ (200ml.) કોદરો/મોરચા

4:10 બપોરે (Tea Time)
ચા / દુધ / કોફી - કપ, શેકેલા ચણા / વટાણા 1 વાટકી મખર

6:10 રાત્રે (Dinner)
સલાડ 1 બાઉલ, શાકભાજી 1 વાટકી, બાખરીનો રોટલો / ભાખરી 1 નંગ,
છાશ 1 ગ્લાસ (200ml.)

10:10 રાત્રે (Bed Time)
દૂધ 1 ગ્લાસ (200ml., ખાંડ વગર) 1) રૂપ - પોચા
2) રૂપ - 3પદાર્થ

M.M. Parikh

Special Recommendations :

સેલ : 15mg / day, પાણી : 12-15 ગ્લાસ.

Shreeyanta Healthcare & Diagnostics Pvt. Ltd.

212 to 217, Swanik Arcade, Pragat...

Kiranpura, Ahmedabad-380013.

Regd. No. : 051902468

NIYANTA DIABETES & HEART CLINIC

Regd. No. : 051902468

Human Body Composition Monitoring Report of Analysis and Suggestion

Name	Gender	Age	Height	Time of Measurement
ramilaben	Female	48	151cm	2023-12-09 10:57

Total Score	38
Bio-Age	56

Indicators of Body Composition

Indicators	Results	Ideal Range	Condition Judgement				
			Lower	Low	Normal	High	Higher
Weight(kg)	89.9	42.2 ~ 54.5	[Progress bar showing 89.9 is significantly above the normal range]				
BMI(kg/ m ²)	39.4	18.5 ~ 23.9	[Progress bar showing 39.4 is significantly above the normal range]				
TBF%	50.2	18 ~ 30	[Progress bar showing 50.2 is significantly above the normal range]				
VFI	17.9	2.1 ~ 9	[Progress bar showing 17.9 is significantly above the normal range]				
TBW%	35.1	45 ~ 65	[Progress bar showing 35.1 is significantly below the normal range]				
SM%	19.4	31.5 ~ 45.5	[Progress bar showing 19.4 is significantly below the normal range]				
BMC(kg)	2.5	2.2 ~ 2.8	[Progress bar showing 2.5 is within the normal range]				
BMR (KCal/d)	1337	1053 ~ 1346	[Progress bar showing 1337 is within the normal range]				

Weight Control Advice

Reduce Fat <input checked="" type="checkbox"/>	Enhance Muscle <input type="checkbox"/>	Maintain the status <input type="checkbox"/>
Reduce Weight	Increase Muscle	Reduce Fat
35.4 ~ 47.7 kg	10.9 ~ 23.5 kg	18.2 ~ 28.9 kg
Increase Water	Maintain Minerals	
8.9 ~ 26.9 kg	2.2 ~ 2.8 kg	

Recommended daily calorie intake

1549	KCal/day
------	----------

Fat-Free Mass and Fat Mass Analysis

Focus	Results	Ideal Range
Fat Mass FM(kg)	45.13	7.59 ~ 16.35
Fat Mass Index FMI	19.79	3.33 ~ 7.17
Fat-Free Mass FFM(kg)	44.77	34.59 ~ 38.14
Fat-Free Mass Index FFMI	19.64	15.17 ~ 16.73
Ratio of Fat to SM	2.59	0.57 ~ 0.66



Body Composition Balance Analysis

Upper limb balance	1	
<input checked="" type="checkbox"/> Symmetrical	<input type="checkbox"/> Enhance Left	<input type="checkbox"/> Enhance Right
Body balance	1.033	
<input checked="" type="checkbox"/> Symmetrical	<input type="checkbox"/> Enhance Left	<input type="checkbox"/> Enhance Right
Lower limb balance	1.053	
<input type="checkbox"/> Symmetrical	<input checked="" type="checkbox"/> Enhance Left	<input type="checkbox"/> Enhance Right

Body Composition and Health Evaluation

Low muscle content caused by too little exercise. Calories can not be consumed effectively which convert to fat. Please increase the amount of exercise, especially those may strengthen muscle. Aerobic exercise is also helpful to you. Please avoid high calorie food, such as fried food, fat meat, dessert etc.

Health Risk Warning

Warning: visceral fat level is high. There is something wrong with your lipid metabolism, easy to cause fat liver, high blood lipids. Please lower visceral fat level to female's ideal value 3
Warning: total body water is too low and you are suffering from body dehydration. This may cause body function degenerating, headache, fever etc.



PATIENT'S NAME : RAMILABEN SOLANKI
AGE/SEX : 48 Years/Female
REFERRED BY : ARCOFEMI HEALTHCARE LIMITED
LOCATION : SHREEYANTA DIABETIC & METABOLIC CLINIC
LAB. NO : SY-2780-23
SAMPLE NO : 9803
DATE/TIME : 09/12/2023\09:57
PT ID :

COMPLETE BLOOD COUNT

(PERFORM BY FULLY AUTOMATED SYSMAX-XP 100 CELL COUNTER)

Sample Type: EDTA

Test Name	Result	Units	Biological Reference Interval
Blood Counts			
Haemoglobin :	12.00	Gms%	11.5 - 16.0
Total R.B.C. :	4.62	mill/c.mm	4.2 - 5.4
Total W. B. C. :	10000	/cu mm	4000 - 11000
Platelet Count :	535000	/cu.mm	1,50,000 - 4,50,000
Differential Count			
	%	Expected Value (Absolute Count/uL)	
Neutrophils :	61	6100	1600 - 7000
Lymphocytes :	32	3200	1000-4000
Eosinophils :	03	300	40 - 400
Monocytes :	04	400	200 - 1000
Basophils :	00	00	0 - 100
Blood Indices			
P. C. V :	36.50	%	37 - 47
M. C. V. :	79.00	fl	78 - 100
M.C.H :	26.00	pg	27 - 32
M. C. H. C :	32.90	%	32 - 36
R.D.W :	13.60	%	11.5 - 14.0

Peripheral smear study

RBC's

R.B.C -Normocytic Normochromic.

WBC's

W.B.C -Normal in Number & DC As Given Above.

Platelets

Platelets are increased on Smear.

PS FOR MP

No Any Blood Parasites seen.

..... End Of Report

DR. JITENDRA NAYAK
M.D.(PATH)

DR. JANAK THAKKAR
M.B.DCP (PATH)

Shreeyanta Healthcare & Diagnostics Pvt. Ltd.
212 to 217, Swanik Arcade, Pragatinagar,
Naranpura, Ahmedabad-380013.
Regd. No. : 051902468

Pathologist

Dr. Jitendra N. Nayak
(M.D., Pathologist)

Regd. No. : G-14786

Shreeyanta Healthcare & Diagnostics Pvt. Ltd.

Managed by Spandan Pathology Laboratory • Home Collection Facilities Available

2nd Floor, Swanik Arcade, Nr. Arjun Homes, B/h Vardan Tower, Pragatinagar - K. K. Nagar Road, Naranpura, Ahmedabad : 380 013.

☎ 079 27499835 ☎ +91 9904290525 / +91 9265634065 / +91 7567585429 ✉ shreeyantaclinic@gmail.com



PATIENT'S NAME : RAMILABEN SOLANKI
AGE/SEX : 48 Years/Female
REFERRED BY : ARCOFEMI HEALTHCARE LIMITED
LOCATION : SHREEYANTA DIABETIC & METABOLIC CLINIC
LAB. NO : SY-2780-23
SAMPLE NO : 9803
DATE/TIME : 09/12/2023\09:57
PT ID :

BIOCHEMISTRY
(DONE ON EM 200 FULLY AUTOMATED BIOCHEMISTRY ANALYSER)

Sample: Serum/Plasma

Test Name	Result	Units	Biological Reference Interval
Urea METHOD: Urease-GLDH	:21.7	mg/dL	12.6 - 42.6
Creatinine METHOD: Jaffe's Bufferw Kinetic	:0.75	mg/dL	0.6 - 1.2
BUN METHOD: UREASE ENZ	:10.14	mg/dL	7.94 - 20.1
S.G.P.T IFCC WITH PYRIDOXAL PHOSPHATE ACTIVATION	:23.8	U/L	0 - 40
S.G.O.T IFCC WITH PYRIDOXAL PHOSPHATE ACTIVATION	:16.2	U/L	0-45
Alkaline Phosphatase METHOD: PNPP-AMP (IFCC), KINETIC ASSAY	: 50.1	U/L	30-120
Bilirubin - Total METHOD: DIAZO	:0.35	mg/dL	0.2 - 1.3
Bilirubin - Direct METHOD: DIAZO	:0.13	mg/dL	0 - 0.6
Bilirubin - Indirect METHOD: CALCULATED	:0.22	mg/dL	0.1 - 0.4
Total Protein METHOD: BIURET	:7.15	gm/dL	6.3 - 8.2
Albumin METHOD: BCG	:3.91	gm/dL	3.5 - 5.0
Globulin METHOD: CALCULATED	:3.24	gm/dL	1.9 - 3.5
Albumin/Globulin Ratio METHOD: CALCULATED	:1.21		0.9 - 2.9
ELECTROLYTE METHOD: ISE DIRECT			
Sodium	: 134	mmol/L	137 - 145
Pottasium	:4.2	mmol/L	3.5-5.5
Chloride	:99	mmol/L	98 - 107
URIC ACID METHOD: URICASE	:4.1	mg/dL	2.5-6.0

Dr. Jitendra N. Nayak
(M.D., Pathologist)

Regd. No. : G-14786

Shreeyanta Healthcare & Diagnostics Pvt. Ltd.

End Of Report

Shreeyanta Healthcare & Diagnostics Pvt. Ltd.
702 to 207, Swanik Arcade, Pragatinagar,
Naranpura, Ahmedabad-380013.
Phone No: 051902468

Pathologist

Managed by Spandan Pathology Laboratory • Home Collection Facilities Available

2nd Floor, Swanik Arcade, Nr. Arjun Homes, B/h Vardan Tower, Pragatinagar - K. K. Nagar Road, Naranpura, Ahmedabad : 380 013.

Dr. Jitendra N. Nayak
M.D. (Path)

Dr. Janak M. Thakkar
M.B.D.C.P. (Path)

Shreeyanta  Pathology
Laboratory



PATIENT'S NAME	: RAMILABEN SOLANKI	LAB. NO	: SY-2780-23
AGE/SEX	: 48 Years/Female	SAMPLE NO	: 9803
REFERRED BY	: ARCOFEMI HEALTHCARE LIMITED	DATE\TIME	: 09/12/2023\09:57
LOCATION	: SHREEYANTA DIABETIC & METABOLIC CLINIC	PT ID	:


DR. JITENDRA NAYAK
M.D.(PATH)


DR. JANAK THAKKAR
M.B.DCP (PATH)

Dr. Jitendra N. Nayak
(M.D., Pathologist)
Regd. No. : G-14786
Shreeyanta Healthcare & Diagnostics Pvt. Ltd.

Shreeyanta Healthcare & Diagnostics Pvt. Ltd.
212 to 217, Swarnik Arcade, Pragatinagar,
K. K. Nagar Road, Naranpura, Ahmedabad - 380 013.

Pathologist

Managed by Spandan Pathology Laboratory • Home Collection Facilities Available

2nd Floor, Swarnik Arcade, Nr. Arjun Homes, B/h Vardan Tower, Pragatinagar - K. K. Nagar Road, Naranpura, Ahmedabad : 380 013.

☎ 079 27499835 ☎ +91 9904290525 / +91 9265634065 / +91 7567585429 📧 shreeyantaclinic@gmail.com



PATIENT'S NAME : RAMILABEN SOLANKI
AGE/SEX : 48 Years/Female
REFERRED BY : ARCOFEMI HEALTHCARE LIMITED
LOCATION : SHREEYANTA DIABETIC & METABOLIC CLINIC
LAB. NO : SY-2780-23
SAMPLE NO : 9803
DATE/TIME : 09/12/2023\09:57
PT ID :

BLOOD GROUP

Sample Type: EDTA

Test Name	Result
ABO SYSTEM :	" B "
RH Typing :	POSITIVE

E.S.R.(Westergren Method)

Sample Type: EDTA


Test Name	Result	Units	Biological Reference Interval
After one hour :	23	mm	[M: 1 - 7 / F: 3 - 12]

LIVER FUNCTION TEST

Sample Type: Serum

Test Name	Result	Units	Biological Reference Interval
G.G.T :	22.9	U/L	F :5-32 M 10-45

..... End Of Report


DR. JITENDRA NAYAK
M.D.(PATH)


DR. JANAK THAKKAR
M.B.DCP (PATH)

Dr. Jitendra N. Nayak
(M.D., Pathologist)
Road. No. : G-14756
Shreeyanta Healthcare & Diagnostics Pvt. Ltd.

Shreeyanta Healthcare & Diagnostics Pvt. Ltd.
212 to 215, Swanik Arcade, Pragatinagar,
Naranpura, Ahmedabad - 380 013.
Road. No. : G-14756

Pathologist

Manage by Spandan Pathology Laboratory • Home Collection Facilities Available

2nd Floor, Swanik Arcade, Nr. Arjun Homes, B/h Vardan Tower, Pragatinagar - K. K. Nagar Road, Naranpura, Ahmedabad : 380 013.

☎ 079 27499835 ☎ +91 9904290525 / +91 9265634065 / +91 7567585429 ✉ shreeyantaclinic@gmail.com



PATIENT'S NAME : RAMILABEN SOLANKI
AGE/SEX : 48 Years/Female
REFERRED BY : ARCOFEMI HEALTHCARE LIMITED
LOCATION : SHREEYANTA DIABETIC & METABOLIC CLINIC
LAB. NO : SY-2780-23
SAMPLE NO : 9803
DATE/TIME : 09/12/2023/09:57
PT ID :

HbA1C REPORT
(BY HPLC)

Test Name	Result	Units	Biological Reference Interval
HbA1C :	6.6	%	Non Diabetic Level : < 5.7 % Pre Diabetic : 5.7-6.4 % Diabetes : > (=)6.5%
			ADA Target for Diabetic Patient : 7.0 %
Estimated Average Glucose: (eAG)	142.72	mg/dl	

THYROID FUNCTION

(CLIA METHOD)

Sample Type:SERUM

Test Name	Result	Units	Biological Reference Interval
SERUM T3 :	1.49	ng/ml	0.6-1.81
SERUM T4 :	8.9	ug/dl	3.2-12.6
SERUM TSH :	5.07	µIU/mL	[2 to 12 Years 0.64 - 6.27] [12 to 18 Years 0.51 - 4.94] [> 18 Years 0.35 - 5.5]

..... End Of Report

Dr. Jitendra N. Nayak
(M.D., Pathologist)
Regd. No. G-14786
Shreeyanta Healthcare & Diagnostics Pvt. Ltd.
DR. JITENDRA NAYAK
M.D.(PATH)

DR. JANAK THAKKAR
M.B.D.C.P (PATH)

Shreeyanta Healthcare & Diagnostics Pvt. Ltd.
212 to 217, Swanik Arcade, Pragatinagar,
Naranpura, Ahmedabad-380013.
Regd. No. : 051902408

Pathologist

Managed by Spandan Pathology Laboratory • Home Collection Facilities Available

2nd Floor, Swanik Arcade, Nr. Arjun Homes, B/h Vardan Tower, Pragatinagar - K. K. Nagar Road, Naranpura, Ahmedabad : 380 013.

☎ 079 27499835 ☎ +91 9904290525 / +91 9265634065 / +91 7567585429 ✉ shreeyantadclinic@gmail.com



PATIENT'S NAME : RAMILABEN SOLANKI
AGE/SEX : 48 Years/Female
REFERRED BY : ARCOFEMI HEALTHCARE LIMITED
LOCATION : SHREEYANTA DIABETIC & METABOLIC CLINIC
LAB. NO : SY-2780-23
SAMPLE NO : 9803
DATE/TIME : 09/12/2023\09:57
PT ID :

LIPID PROFILE

(DONE ON EM 200 FULLY AUTOMATED BIOCHEMISTRY ANALYSER)

Sample Type: Serum

Test Name	Result	Units	Biological Reference Interval
S. Cholesterol (CHOD-POD ENZYMATIC METHOD)	:183.3	mg / dl	Desirable level/low risk : < 200 Borderline level/moderate risk : 200-239 Elevated level/ high risk : > 240
S. Triglyceride (GPO/PAP METHOD)	:86.7	mg / dl	Normal : <150 Borderline high :150-199 High : 200-499 Very High:>=500
S. HDL Cholesterol (IMMUNOINHIBITION)	:47.7	mg / dl	Low (High Risk) : <40 High (Low Risk) : >60
S. LDL Cholesterol (CALCULATED)	:118.26	mg / dl	Optimal : <100 Near Optimal : 100-129 Borderline High : 130-159 High :160-189 Very High:> 190
S. VLDL Cholesterol (CALCULATED)	:17.34	mg / dl	Upto 34
Total Lipids (CALCULATED)	:653.3	mg / dl	400 - 1000
Chol./HDL Ratio (CALCULATED)	:3.84		0-5
LDL/HDL Ratio (CALCULATED)	:2.48		1-3.5

..... End Of Report

Dr. Jitendra N. Nayak

(M.D., Pathologist)

Regd. No. : G-14785

Shreeyanta Healthcare & Diagnostics Pvt. Ltd.

DR. JITENDRA NAYAK
M.D.(PATH)

DR. JANAK THAKKAR
M.B.D.C.P. (PATH)

Shreeyanta Healthcare & Diagnostics Pvt. Ltd.
212 to 217, Swanik Arcade, Pragatinagar,
Ahmedabad-380013.
Regd. No. : 051902468

Pathologist

Manage by Spandan Pathology Laboratory • Home Collection Facilities Available

2nd Floor, Swanik Arcade, Nr. Arjun Homes, B/h Vardan Tower, Pragatinagar - K. K. Nagar Road, Naranpura, Ahmedabad : 380 013.

☎ 079 27499835 ☎ +91 9904290525 / +91 9265634065 / +91 7567585429 ☎ shreeyantaclinic@gmail.com



PATIENT'S NAME : RAMILABEN SOLANKI LAB. NO : SY-2780-23
AGE/SEX : 48 Years/Female SAMPLE NO : 9803
REFERRED BY : ARCOFEMI HEALTHCARE LIMITED DATE\TIME : 09/12/2023\09:57
LOCATION : SHREEYANTA DIABETIC & METABOLIC CLINIC PT ID :


URINE ANALYSIS

Sample Type: Urine

Test Name	Result	Units	Biological Reference Interval
<u>Physical Examination</u>			
Colour :	Pale Yellow		
Transparency :	Clear		
<u>Chemical Examination</u> (BY MISSION(ACON) U120 SMART AUTOMATED URINALYSIS)			
Specific Gravity :	1.020		
PH :	6		
Protein :	NIL		
Sugar :	NIL		
Ketone :	ABSENT		
Bile Salts :	Absent		
Bile Pigments :	Absent		
Urobilogen :	ABSENT		
Nitrites :	ABSENT		
<u>Microscopic Examination</u> (AFTER CENTRIFUGING AT 2000 RPM FOR 10 MINS)			
Red blood Cells :	1-2	/HPF	
Pus Cells :	2-3	/HPF	
Epithelial Cells :	2-3	/HPF	
Amorphous :	ABSENT		
Bacteria :	ABSENT		
Crystals :	ABSENT		
Casts :	ABSENT	/LPF	
Fungus :	Absent		

..... End Of Report

Dr. Jitendra N. Nayak
(M.D. Pathologist)
Regd. No. : 14720
DR. JITENDRA NAYAK
M.D.(PATH)


DR. JANAK THAKKAR
M.B.D.C.P. (PATH)

Shreeyanta Healthcare & Diagnostics Pvt. Ltd.
13/17, Swanik Arcade, Pragatinagar,
Ahmedabad-380015.
Regd. No. : 651902468

Pathologist



PATIENT'S NAME : RAMILABEN SOLANKI LAB. NO : SY-2780-23
AGE/SEX : 48 Years/Female SAMPLE NO : 9803
REFERRED BY : ARCOFEMI HEALTHCARE LIMITED DATE/TIME : 09/12/2023\09:57
LOCATION : SHREEYANTA DIABETIC & METABOLIC CLINIC PT ID :


BLOOD(PLASMA) GLUCOSE
(GOD-POD METHOD)


(DONE ON EM200 FULLY AUTOMATED BIOCHEMISTRY ANALYSER)

Sample Type: Serum/Plasma

Test Name	Result	Units	Biological Reference Interval
Fasting(FBS)			
Blood Glucose :	107.6	MG/DL	70 - 110
Post Prandial (PP2BS)			
Post Prandial Blood Glucose After 2HRS. :	121.3	MG/DL	80-140

..... End Of Report


DR. JITENDRA NAYAK
M.D.(PATH)


DR. JANAK THAKKAR
M.B.D.C.P (PATH)

Shreeyanta Healthcare & Diagnostics Pvt. Ltd.
212 to 217, Swanik Arcade, Pragatinagar,
Naranpura, Ahmedabad-380013.
Regd. No. : 051902468

Dr. Jitendra N. Nayak
(M.D., Pathologist)
Regd. No. : G-24785
Shreeyanta Healthcare & Diagnostics Pvt. Ltd.

Pathologist