

(206)

Dr. Vandana G. Powar M.B.B.S., D.C.P.
Consultant Pathologist



PARTH
PATHOLOGY LABORATORY
(Computerised)

LAB - Shop No. 7, "Diwan Towers" Mangalwar Peth, Near Mirajkar Tikli, Opp. Nutan Marathi
High School, Kolhapur. Mob. 9158529408, 9422047480, 9921285167

DATE - 08/10/2022

INS. COMPANY :- Mediwheel Life Ins.

PATIENT NAME :- Vidya Gore

AGE :- 39 / female

HEIGHT :- 149

WEIGHT :- 65.


BLOOD PRESSURE :- 130 / 77

PULSES :- 80

FIT TO PERFORM TO ALL DUTIES



Dr. Vandana G. Powar
M.B.B.S., D.C.P.
PATHOLOGIST


DR. VANDANA POWAR
M.B.B.S., D.C.P.

All Biochemistry Tests Done By Computerised Auto Analyser

HAEMATOLOGY | CLINICAL PATHOLOGY | BIOCHEMISTRY | SEROLOGY | MICROBIOLOGY | HISTOPATHOLOGY

24 Hours Emergency Service

Home Service Available



भारत सरकार

Government of India



विद्या अशोक गोरे
Vidya Ashok Gore

जन्म वर्ष / Year of Birth : 1983
स्त्री / Female



5289 3789 7677

आधार - सामान्य माणसाचा अधिकार

Yashwanth

Dr. Vandana G. Powell
M.B.B.S., D.C.P
Reg. No. 68137

Yashwanth





LAB - Shop No. 7, "Diwan Towers" Mangalwar Peth, Near Mirajkar Tikti, Opp. Nutan Marathi High School, Kolhapur. Mob. 9158529408, 9422047480, 9921285167

NAME : - VIDYA GORE

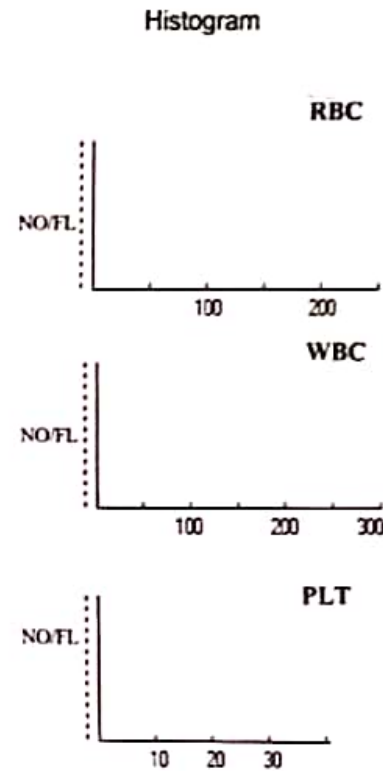
DATE : 08/10/2022 PT.NO. : 206 08102

REF BY : Dr. MEDIWHEEL LIFE INS

AGE : 39. Yrs. SEX : F

HAEMOGRAM WITH INDICES

Test	Result	Units	Normal Range
Haemoglobin	- 13.6	g/dl	12-16
RBC Count	- 4.99	millions / cu-mm	4.5 - 6.5
PCV	- 43.4	%	40 - 54
MCV	- 87	fL	80 - 96
MCH	- 27.3	Pg	27 - 33
MCHC	- 31.3	gm/dl	33 - 36
RDW CV	- 12.0	%	11.0 - 14.5
WBC Count	- 9700	/cumm	4000 - 11000
Neutrophils	- 71	%	55 - 75
Lymphocytes	- 24	%	20 - 50
Eosinophils	- 03	%	1 - 6
Monocytes	- 02	%	2-10
Basophils	- 00	%	0 - 1
Platelet Count	- 245000	/ul	150000 - 450000
MPV	- 9.8	fL	7.4 - 10.4
PDW	- 12.5	%	8-12
P-LCR	- 24.9	%	15-35
E.S.R.	- 09	mm at 1hr	0-15
(By Wintrobe Method)			
RBC Morphology	- Normochromic, Normocytic.		
WBC Morphology	- Within Normal Limits		
Platelets	- Adequate		



* Blood group - 'A' Rh Positive

Dr. Vandana G. Powar
M.B.B.S., D.C.P.
Reg. No. 68137



PATHOLOGIST

DR. VANDANA POWAR
M.B.B.S., D.C.P.

All Biochemistry Tests Done By Computerised Auto Analyser

HAEMATOLOGY | CLINICAL PATHOLOGY | BIOCHEMISTRY | SEROLOGY | MICROBIOLOGY | HISTOPATHOLOGY

24 Hours Emergency Service

Home Service Available



LAB - Shop No. 7, "Diwan Towers" Mangalwar Peth, Near Mirajkar Tikti, Opp. Nutan Marathi High School, Kolhapur. Mob. 9158529408, 9422047480, 9921285167

PT.NAME : - VIDYA GORE
REF. BY : DR. MEDIWHEEL LIFE INS

DATE : 08/10/2022
AGE : 39 Yrs. SEX : F
PT.NO. : 206 081022

BIOCHEMISTRY TEST REPORT

			<u>Normal Range</u>
Fasting Plasma Glucose	: 107.2	mg/dl	60-110 mg/dl
2 Hrs. Plasma Glucose	: 119.3	mg/dl	90-140 mg/dl
S. Creatinine	: 0.7	mg/dl	0.6 - 1.4 mg/dl
Blood Urea	: 24.3	mg/dl	12-42 mg/dl
Blood Urea Nitrogen	: 11.36	mg/dl	5 - 21 mg/dl
S. Uric acid	: 4.9	mg/dl	2.6 -6.0 mg/dl
CHOLESTEROL	: 157.6	mg/dl	0-250 mg/dl
HDL Cholesterol	: 33.9	mg/dl	30 - 70 mg/dl
S. Triglycerides	: 96.8	mg/dl	0-170 mg/dl
LDL Cholesterol	: 104.3	mg/dl	60 - 150 mg/dl
TC/HDLC Ratio	: 4.6		0 - 5
LDLC/HDLC Ratio	: 3.1		2.5 - 3.5

Dr. Vandana G. Powar
M.B.B.S., D.C.P.
Reg. No. 68137
PATHOLOGIST



[Signature]
DR. VANDANA POWAR
M.B.B.S., D.C.P.

All Biochemistry Tests Done By Computerised Auto Analyser

HAEMATOLOGY | CLINICAL PATHOLOGY | BIOCHEMISTRY | SEROLOGY | MICROBIOLOGY | HISTOPATHOLOGY

24 Hours Emergency Service

Home Service Available

Dr. Vandana G. Powar M.B.B.S., D.C.P.
Consultant Pathologist



PARTH
PATHOLOGY LABORATORY
(Computerised)

LAB - Shop No. 7, "Diwan Towers" Mangalwar Peth, Near Mirajkar Tikti, Opp. Nutan Marathi
High School, Kolhapur. Mob. 9158529408, 9422047480, 9921285167

PT.NAME : - VIDYA GORE

DATE : 08/10/2022

REF. BY : DR. MEDIWHEEL LIFE INS

AGE : 39 Yrs. SEX : F

PT.NO. : 206 081022

BIOCHEMISTRY TEST REPORT

			<u>Normal Range</u>
S. Bilirubin (Total)	: 0.27	mg/dl	0 - 1.0 mg/dl
S. Bilirubin (Direct)	: 0.15	mg/dl	0 - 0.25 mg/dl
S. Bilirubin (Indirect)	: 0.12	mg/dl	0 - 0.75 mg/dl
S.G.O.T	: 27.6	IU/L	0 - 42 IU/L
S.G.P.T	: 19.3	IU/L	0 - 42 IU/L
S. Alkaline Phosphatase	: 99.0	IU/L	37 - 147 IU/L
Total Proteins	: 7.8	g/dl	6.6 - 8.3 g/dl
S. Albumin	: 4.9	g/dl	3.5 - 5.0 g/dl
S. Globulin	: 2.9	g/dl	1.5 - 3 g/dl
A/G Ratio	: 1.7 : 1		0.90 - 2.00

Dr. Vandana G. Powar
M.B.B.S., D.C.P.
Reg. No. 68137



PATHOLOGIST

[Signature]
DR. VANDANA POWAR
M.B.B.S., D.C.P.

All Biochemistry Tests Done By Computerised Auto Analyser

HAEMATOLOGY | CLINICAL PATHOLOGY | BIOCHEMISTRY | SEROLOGY | MICROBIOLOGY | HISTOPATHOLOGY

24 Hours Emergency Service

Home Service Available

Dr. Vandana G. Powar M.B.B.S., D.C.P.
Consultant Pathologist



PARTH
PATHOLOGY LABORATORY
(Computerised)

LAB - Shop No. 7, "Diwan Towers" Mangalwar Peth, Near Mirajkar Tikti, Opp. Nutan Marathi High School, Kolhapur. Mob. 9158529408, 9422047480, 9921285167

PT.NAME : - VIDYA GORE
REF. BY : DR. MEDIWHEEL LIFE INS

DATE : 08/10/2022
AGE : 39 Yrs. SEX : F
PT.NO. : 206 081022

REPORT ON % GLYCOHAEMOGLOBIN OF BLOOD

% Glycohaemoglobin of blood : 5.4 %
Estimated mean blood glucose : 108.6 mg/dl

(Reference For Guideline)

- < 6.0 - Normal
- 6.0 - 7.0 % - Good Control
- 7.0 - 8.0 % - Fair Control
- 8.0-10.0% - Unsatisfactory control
- >10.0% - Poor control

Dr. Vandana G. Powar
M.B.B.S., D.C.P.
Reg No 68137



PATHOLOGIST

[Signature]
DR. VANDANA POWAR
M.B.B.S., D.C.P.

All Biochemistry Tests Done By Computerised Auto Analyser

HAEMATOLOGY | CLINICAL PATHOLOGY | BIOCHEMISTRY | SEROLOGY | MICROBIOLOGY | HISTOPATHOLOGY

24 Hours Emergency Service

Home Service Available



PT.NAME : - VIDYA GORE
REF. BY : DR. MEDIWHEEL LIFE INS

DATE : 08/10/2022
AGE : 39 Yrs. SEX : F
PT.NO. : 206 081022

EXAMINATION OF URINE

Normal Range

PHYSICAL EXAMINATION

Quantity : 05 ml
Colour : Pale Yellow
Appearance : Clear
Deposit : Absent
Reaction (pH) : Acidic
Specific Gravity : 1.024

CHEMICAL EXAMINATION

Proteins : Absent
Glucose : Absent
Ketone Bodies : --
Bile Salts : Absent Absent
Bile Pigments : Absent Absent
Urobilinogen : --
Occult Blood : Absent

MICROSCOPIC EXAMINATION

Epithelial Cells : 1 - 2 /hpf
Pus Cells : 2 - 3 /hpf
Red Blood Cells : Absent /hpf
Casts : Absent
Crystals : Absent
Amorphous Deposits : Absent

OTHER FINDINGS

Yeast Cells : Absent
Trichomonas vaginalis : Absent
Bacteria : Absent
Mucus Threads : Absent
Spermatozoa : Absent

Dr. Vandana G. Powar
M.B.B.S., D.C.P.
Reg. No. 68137



PATHOLOGIST
[Signature]
DR. VANDANA POWAR
M.B.B.S., D.C.P.

All Biochemistry Tests Done By Computerised Auto Analyser

HAEMATOLOGY | CLINICAL PATHOLOGY | BIOCHEMISTRY | SEROLOGY | MICROBIOLOGY | HISTOPATHOLOGY

24 Hours Emergency Service

Home Service Available

Dr. Vandana G. Powar M.B.B.S., D.C.P.
Consultant Pathologist



PARTH
PATHOLOGY LABORATORY
(Computerised)

LAB - Shop No. 7, "Diwan Towers" Mangalwar Peth, Near Mirajkar Tikti, Opp. Nutan Marathi
High School, Kolhapur. Mob. 9158529408, 9422047480, 9921285167

PATIENT NAME:- VIDYA GORE

AGE - 39/SEX-FEMALE

REFERANCE=MEDIWHEEL LIFE INS.

DATE - 08/10/2022

BIOCHEMISTRY

S. GAMMA. G.T : 23.9 Mg/dl

NORMAL VALUE

10-50 U/L



Dr. Vandana G. Powar
M.B.B.S., D.C.P.
Reg. No. 68137

PATHOLOGIST

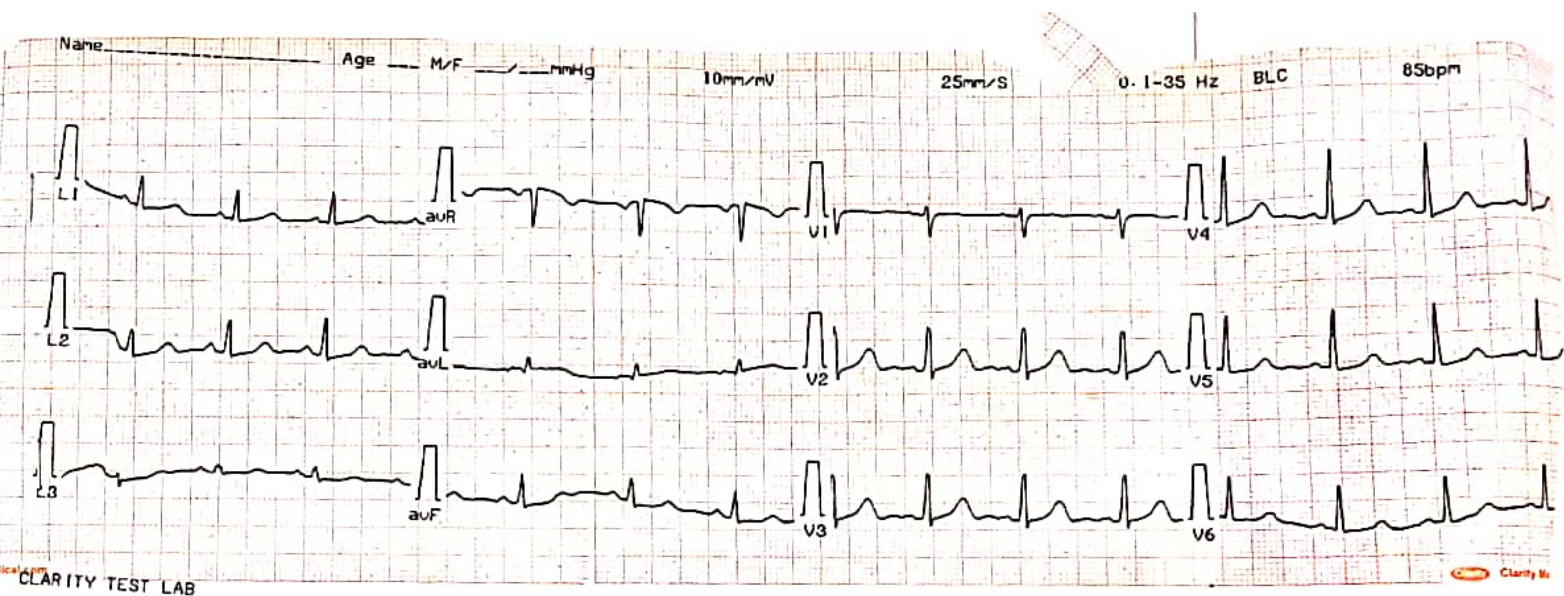
DR. VANDANA POWAR
M.B.B.S., D.C.P.

All Biochemistry Tests Done By Computerised Auto Analyser

HAEMATOLOGY | CLINICAL PATHOLOGY | BIOCHEMISTRY | SEROLOGY | MICROBIOLOGY | HISTOPATHOLOGY

24 Hours Emergency Service

Home Service Available



Name Nidya Geome
 Age 39 Yrs. Ht _____ cms. Wt _____ Kg
 Sex M/F BP _____ mmHg
 Heart Rate 90 BPM

Interpretation Report For ADULT
 Sinus Rhythm
 Normal ECG

(mS)	P	QRS	PQ	QT	QTc
	102	76	147	312	377
(%)	QT/QTc	QT/RR			
	83	47			
Axis	P	QRS	T		
	45°	33°	-18°		

[Signature]
 REMARKS
Dr. Vandana G. Powar
 Reg. No. 00137



G. Powar
 I.B.S., D.C.P.
 3137
OGIST
[Signature]
 NA POWAR
 D.C.P.

Unconfirmed Report
 Dr:

PS: Not for medico legal purposes.

Dr. Vandana G. Powar M.B.B.S., D.C.P.
Consultant Pathologist



PARTH
PATHOLOGY LABORATORY
(Computerised)

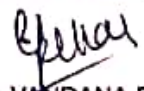
B - Shop No. 7, "Diwan Towers" Mangalwar Peth, Near Mirajkar Tikti, Opp. Nutan Marathi
High School, Kolhapur. Mob. 9158529408, 9422047480, 9921285167

08/10/2022

THE ECG OF CLIENT – VIDYA GORE

IS WITHIN NORMAL LIMITE

NO ABNORMAL FINDINGS ARE DETECTED .

Dr. Vandana G. Powar
M.B.B.S., D.C.P.
Reg No. 68137
PATHOLOGIST

DR. VANDANA POWAR
M.B.B.S., D.C.P.



All Biochemistry Tests Done By Computerised Auto Analyser

HAEMATOLOGY | CLINICAL PATHOLOGY | BIOCHEMISTRY | SEROLOGY | MICROBIOLOGY | HISTOPATHOLOGY

24 Hours Emergency Service

Home Service Available



October 8, 2022

Name : Vidhya Ashok Gore F / 39 yrs
Ref. by : Dr. Vandana Powar

Ultrasonography of Abdomen and pelvis : [documented]

LIVER: is normal in size and normal texture The biliary radicles are normal.

GALL BLADDER: shows normal size, wall and lumen.

PORTA HEPATIS: The portal vein and the common ducts are normal in caliber.

PANCREAS: The size, echotexture and contour of pancreas is normal.

SPLEEN: shows normal in size with normal texture.

KIDNEYS: show normal position, contour & echotexture with no hydronephrosis or calculi. The right kidney measures 95 x 39 mm and the left measures 86 x 37 mm.

The ureters are not dilated.

The abdominal aorta, the I.V.C. and the pre and para aortic regions appear normal.
There is no ascites. No abnormal bowel could be seen.

URINARY BLADDER shows normal wall and lumen.

The uterus is anteverted and measures 46 x 39 x 28 mm. The shape, contour and textures are normal. The endometrial thickness is 7 mm.

Both ovaries are normal. There is no adnexal mass.
There is no fluid in the pouch of Douglas.

Impression : No significant sonographic abnormality is detected in the examined organs of the abdomen and pelvis.


X-Ray Chest, P.A. view : rotation present

The lung markings are normal.

The hilar shadows are normal. The mediastinum & the pulmonary vascularity are normal.

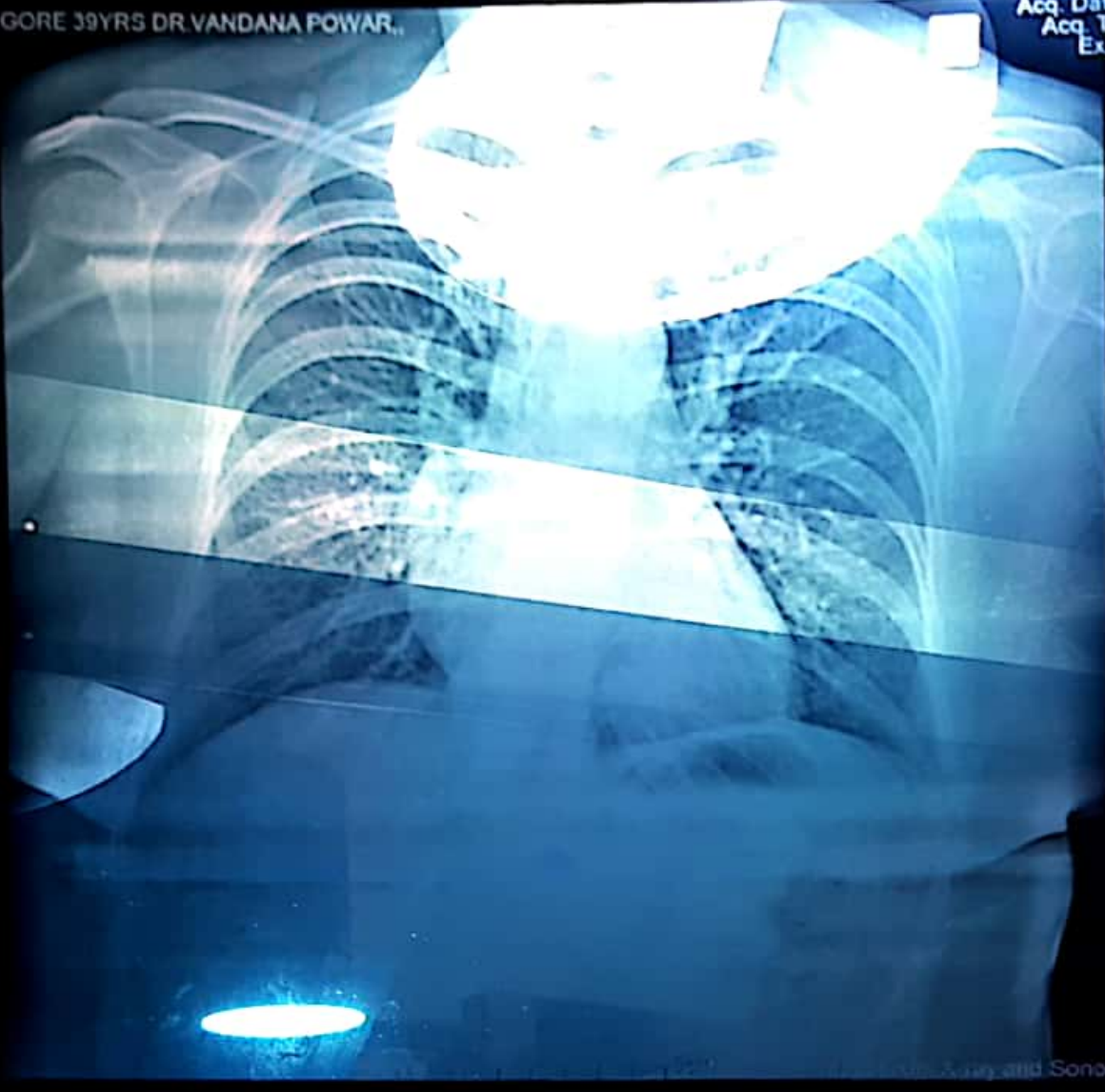
The domes and the angles of diaphragm show no abnormality.

Impression : No significant abnormality is detected.


Vishram Mehta.

VIDHYA ASHOK GORE 39YRS DR.VANDANA POWAR.,
Sex Female
DOB
ID PAT001220

Acq. Date:08/10/2022
Acq. Time:10:38:20
Exp. Index:1625



Bcm

Scale 0.57
Sonography Clinic



GPS Map Camera



Kolhapur, Maharashtra, India

Binkhabhi Ganesh mandir road mirajakar tikti vitthal Plaza,
M6VF+3PR, Mangalwar Peth, C Ward, Kolhapur, Maharashtra
416002, India

Lat 16.692817°

Long 74.224313°

08/10/22 10:03 AM GMT +05:30