



Date : 11/04/2022 I.P.D. No. : 410263
 Patient's Name : DEEPAK KUMAR ARORA S. No.
 Retd. By Dr. : R. ARORA Age/Sec : 39/1 Yrs/M

ECHO REPORT

LVEF% 55%

2D ECHO

- > Mitral Value N Pulmonary Value N Pulm
- > Artery N
- > Aortic Avive N Tricuspid Valve N

2D RWMA

- > NO RWMA (regional wall motion abnormality at rest)

COLD DOPPLER

- > NO Significant Vavular Stenosis / regurgitation

COMMENTS AND SUMMARY

- > All Cardiac chambers of N size and shape NO dilatation or hypertrophy.
- > NO RWMA (Regional Wall Motion Abnormality) at rest.
- > NO Cloth / Vegetation / Pericardial effusion
- > LV JJ Systolic function
- > NO significant Valvular Stenosis / regurgitation

FINAL IMPRESSION

> EF at rest JJ

2DECHO & Color Doppler Study with

Rakesh Kumar Arora
 MBBS, MD, DM (Cardiology)
 Reg No. DMC - 16398
 Consultant - Cardiology
 Park Hospital, Faridabad

Dr. [Signature]
 CONSULTANT CARDIOLOGY
 SIGNATURE



Patient Name	: Mr. DEEPAK KUMAR ARORA	IP/OP No	:	
Age/ Sex	: 37 Years Male	Req No	:	410763
Unit name	: Dr. CONSULTANT	Report Date/Time	:	14/04/2022
Consultant Nm	: CONSULTANT	Patient's Phone	:	9466322195
Reqdt/Reqtm	: 14/04/2022	Payer Name	:	MEDIWHEEL

X-RAY TEST REPORT

X-RAY CHEST P.A. VIEW

FINDINGS:-

Bilateral lung fields are clear.

Mediastinum is central.

Bilateral hila are normal.

Bilateral costophrenic angles are clear.

Heart size is within normal limits.

Bony thoracic cage appears normal.

Soft tissue shadows appears normal.

IMPRESSION: X-RAY CHEST REVEALS NO OBVIOUS ABNORMALITY.

TO BE CORRELATED CLINICALLY.


DR. BINOD K. CHAUDHARY
MBBS, MD
CONSULTANT RADIOLOGIST

DR. SAKET RUPRAMKA
MBBS, MD
CONSULTANT RADIOLOGIST

DR ANSHU SHARMA
MBBS, MD
CONSULTANT RADIOLOGIST

DR. NITIN KUMAR
MBBS, MD
CONSULTANT RADIOLOGIST




Name	: Mr.DEEPAK KUMAR ARORA	Requisition No.	: 410763
Age / Gender	: 37 Years Male	UHID Number	:
Referred By	: CONSULTANT	Reporting Date	: 14-Apr-2022 01:36:33PM
Station	: Direct	Payer Name	: MEDIWHEEL
Date of Collection	: 14-APR-22 10:28	Ward	:

**LAB SERVICES - HAEMATOLOGY
TEST REPORT**

CBC			
Test	Results	Units	Reference Interval
HAEMOGLOBIN	15.1	gm/dl	13 -- 18
PCV	45.3	%	40 -- 50
TOTAL RBC COUNT	4.51	Millions/cumm	3.5 -- 5.5
MCV	95.1	fl	76 -- 90
MCH	33.5	pg	27 -- 32
MCHC	32.2	gm/dl	30 -- 32
RDW	12.7	%	11 -- 14
TLC..	4750	cell/cumm	4000 -- 11000
NEUTROPHILS	55	%	40 -- 75
LYMPHOCYTES	37	%	20 -- 45
MONOCYTES	05	%	2 -- 10
EOSINOPHIL	03	%	1 -- 4
BASOPHIL	00	%	0 -- 1
PLATELET COUNT	2.27	lac/cmm	1.5 -- 4.5

-----End of Report-----


Dr.VAISHALI YADAV
Pathologist

Lab Incharge

SAMAY

H= High L=Low P=Panic

(This is only professional opinion and not the diagnosis, Please correlate clinically)

J-Block, Sector-10, Near Court, Faridabad - 121004, Haryana

Tel.: 0129-4200000 E-mail : parkfaridabad@gmail.com



Name	: Mr.DEEPAK KUMAR ARORA	Requisition No.	: 410763
Age / Gender	: 37 Years Male	UHID Number	:
Referred By	: CONSULTANT	Reporting Date	: 14-Apr-2022 01:40:37PM
Station	: Direct	Payer Name	: MEDIWHEEL
Date of Collection	: 14-APR-22 10:28	Ward	:

LAB SERVICES - HAEMATOLOGY
TEST REPORT

BLOOD GROUPING AND RH FACTOR

Test	Results	Units	Reference Interval
BLOOD GROUP ABO Rh	" AB " POSITIVE		--

-----End of Report-----


Dr.VAISHALI YADAV
Pathologist

Lab Incharge

Page 1 of 1

MICROBIOLOGIST

SAMAY

H= High L=Low P=Panic

(This is only professional opinion and not the diagnosis, Please correlate clinically)

J-Block, Sector-10, Near Court, Faridabad - 121004, Haryana

Tel.: 0129-4200000 E-mail : parkfaridabad@gmail.com



Name	: Mr. DEEPAK KUMAR ARORA	Requisition No.	: 410763
Age / Gender	: 37 Years Male	UHID Number	:
Referred By	: CONSULTANT	Reporting Date	: 14-Apr-2022 01:38:36PM
Station	: Direct	Payer Name	: MEDIWHEEL
Date of Collection	: 14-APR-22 10:28	Ward	:

**LAB SERVICES - HAEMATOLOGY
TEST REPORT**

LFT (LIVER FUNCTION TEST)

Test	Results	Units	Reference Interval
BILIRUBIN TOTAL	0.6	mg/dl	0.2 -- 1.2
BILIRUBIN DIRECT	0.3	mg/dl	0 -- 0.3
BILIRUBIN INDIRECT	0.3	mg/dl	0 -- 0.9
S.G.O.T	48.0	IU/L	0 -- 40
S.G.P.T	<u>111.0</u>	IU/L	0 -- 40
Alkaline Phosphatase	116.0	U/L	53 -- 128
Total Protein	7.3	gm/dL	6.4 -- 8.3
ALBUMIN	4.2	gm/dl	3.5 -- 5.2
GLOBULIN	3.1	gm/dl	1.5 -- 3.6
A/G Ratio	1.3		0.9 -- 2.0

-----End of Report-----

Dr. Vaishally Adav
Dr. VAISHALLY ADAV

Pathologist

Lab Incharge

Page 1 of 1

MICROBIOLOGIST

SAMAY

H= High L=Low P=Panic

(This is only professional opinion and not the diagnosis, Please correlate clinically)

J-Block, Sector-10, Near Court, Faridabad - 121004, Haryana

Tel.: 0129-4200000 E-mail : parkfaridabad@gmail.com



Name	: Mr.DEEPAK KUMAR ARORA	Requisition No.	: 410763
Age / Gender	: 37 Years Male	UHID Number	:
Referred By	: CONSULTANT	Reporting Date	: 14-Apr-2022 01:37:47PM
Station	: Direct	Payer Name	: MEDIWHEEL
Date of Collection	: 14-APR-22 10:28	Ward	:

**LAB SERVICES - BIOCHEMISTRY
TEST REPORT**

KFT (RENAL PROFILE)

Test	Results	Units	Reference Interval
BLOOD UREA	36.0	mg/dl	10 -- 50
Creatinine.	1.0	mg/dl	0.4 -- 1.3
SERUM URIC ACID	3.7	mg/dl	3.5 -- 7
SERUM SODIUM	136.6	mmol/l	130 -- 148
S.POTASSIUM	4.2	mmol/l	3.4 -- 5.6
SERUM CHLORIDE	106.0	mmol/L	96 -- 106

-----End of Report-----

Dr.VAISHALI YADAV

Pathologist

Lab Incharge

Page 1 of 1

MICROBIOLOGIST

SAMAY

H= High L=Low P=Panic

(This is only professional opinion and not the diagnosis, Please correlate clinically)

J-Block, Sector-10, Near Court, Faridabad - 121004, Haryana

Tel.: 0129-4200000 E-mail : parkfaridabad@gmail.com




Name	: Mr.DEEPAK KUMAR ARORA	Requisition No.	: 410763
Age / Gender	: 37 Years Male	UHID Number	:
Referred By	: CONSULTANT	Reporting Date	: 14-Apr-2022 01:39:18PM
Station	: Direct	Payer Name	: MEDIWHEEL
Date of Collection	: 14-APR-22 10:28	Ward	:

**LAB SERVICES - BIOCHEMISTRY
TEST REPORT**

LIPID PROFILE

Test	Results	Units	Reference Interval
CHOLESTROL	200.72	mg/dl	120 -- 200
TRIGLYCERIDES	209.02	mg/dl	30 -- 160
HDL-CHOL.	51.50	mg/dl	35.5 -- 80.0
VLDL-CHOL	41.80	mg/dl	10 -- 40
LDL - CHOLESTEROL	107.42	mg/dl	0 -- 130
Total Cholesterol/HDL Ratio	3.90		0-- -- 4.5

-----End of Report-----


Dr.VAISHALI YADAV
Pathologist

Lab Incharge

H= High L=Low P=Panic

(This is only professional opinion and not the diagnosis, Please correlate clinically)



Name	: Mr.DEEPAK KUMAR ARORA	Requisition No.	: 410763
Age / Gender	: 37 Years Male	UHID Number	:
Referred By	: CONSULTANT	Reporting Date	: 14-Apr-2022 01:41:44PM
Station	: Direct	Payer Name	: MEDIWHEEL
Date of Collection	: 14-APR-22 10:28	Ward	:

**LAB SERVICES - BIOCHEMISTRY
TEST REPORT**

BLOOD SUGAR FASTING

Test	Results	Units	Reference Interval
BLOOD SUGAR FASTING	91.1	mg/dl	70 -- 110
BLOOD SUGAR PP	103.5	mg/dl	UPTO -- 140

-----End of Report-----

Dr.VAISHALI YADAV

Pathologist

Lab Incharge

Page 1 of 1

MICROBIOLOGIST

SAMAY

H= High L=Low P=Panic

(This is only professional opinion and not the diagnosis, Please correlate clinically)

J-Block, Sector-10, Near Court, Faridabad - 121004, Haryana

Tel.: 0129-4200000 E-mail : parkfaridabad@gmail.com




Patient Name : Mr. DEEPAK KUMAR ARORA Age : 37 Years / Male
IP Bill No./Bed No. : Cr.No. :
Ref. By/Company : MEDIWHEEL Recept / Bill No. : IblBillNo
Sample Date : 14/04/2022 10:28 AM Ref. No. : 410763
Print Date : 14/04/2022 09:32 AM Floor Name :

THYROID PROFILE

TEST	RESULT	UNIT	NORMAL VALUE
T3	1.30	ng/ml	0.60 - 1.81
T4	11.2	ug/dl	5.61 -12.45
TSH	1.28	uIU/ml	0.35 -5.50

OUT SOURCE
PARK HOSPITAL
GGN


DR. VAISHALI YADAV
PATHOLOGIST

S.C.GAUR
LAB INCHARGE

Dr PARDIP KUMAR
MICROBIOLOGIST

(This is only professional opinion and not the diagnosis, Please correlate clinically)

J-Block, Sector-10, Near Court, Faridabad - 121004, Haryana

Tel.: 0129-4200000 E-mail : parkfaridabad@gmail.com



Patient Name	: Mr. DEEPAK KUMAR ARORA	Age	: 37 Years / Male
Requisition Type	: OPD	Cr. No.	:
Ref. By/Company	: MEDIWHEEL	IP Bill No./Bed No.:	:
Sample Date	: 14/04/2022 10:28 AM	Ref. No.	: 410763
Report Date	: 14/04/2022 02:27 PM	Floor Name	:
Doctor Name	: CONSULTANT	Room No	:

INVESTIGATIONRESULTSREF RANGE / UNITSSTOOL ROUTINE & MICROSCOPY

<u>PHYSICAL EXAMINATION</u>	<u>RESULT</u>
COLOUR	BROWNISH
CONSISTENCY	SEMI FORMED
BLOOD	NIL
MUCUS	NIL
 <u>CHEMICAL EXAMINATION</u>	
REACTION	ALKALINE
 <u>MICROSCOPIC EXAMINATION</u>	
PUS CELLS	2-3 /HPF
RBCs	NIL
OVA	NIL
CYST	NIL
OTHERS	NIL

— End of report —

DR. PARDIP KUMAR
MICROBIOLOGIST

Dr. Vaishali Yadav
DR. VAISHALI YADAV
PATHOLOGIST

(This is only professional opinion and not the diagnosis, Please correlate clinically)

J-Block, Sector-10, Near Court, Faridabad - 121004, Haryana

Tel.: 0129-4200000 E-mail : parkfaridabad@gmail.com



Patient Name	Mr. DEEPAK KUMAR ARORA	Age	37 Years / Male
Requisition Type	OPD	Cr. No.	
Ref. By/Company	MEDIWHEEL	IP Bill No./Bed No	
Sample Date	14/04/2022 10:28 AM	Ref. No	410763
Report Date	14/04/2022 02:27 PM	Floor Name	
Doctor Name	CONSULTANT	Room No	

INVESTIGATIONRESULTSREF RANGE / UNITSURINE ROUTINE & MICROSCOPYGROSS EXAMINATION

Quantity	30ml	
Colour	pale yellow	Pale Yellow
Turbidity	clear	
Specific gravity	1.010	1.003--1.030
PH	6.0	4.7--7.0

CHEMICAL EXAMINATION

Urobilinogen	—	Normal
Albumin	Nil	Nil
Blood	—	Nil
Ketone	—	Nil
Bilirubin	—	Nil
Glucose	Nil	Nil

MICRO EXAMINATION

Pus Cells	3-4 /HPF	0-3
RBC	NIL	NIL
Epithelial cells	2-3 /HPF	0--5
Cast	NIL	Nil
Crystals	NIL	Nil
Others	NIL	Nil

INCHARGE

— End of report —

DR. PARDIP KUMAR
MICROBIOLOGIST

DR. VAISHALI YADAV
PATHOLOGIST

(This is only professional opinion and not the diagnosis, Please correlate clinically)

J-Block, Sector-10, Near Court, Faridabad - 121004, Haryana

Tel.: 0129-4200000 E-mail : parkfaridabad@gmail.com



Patient Name	: Mr. DEEPAK KUMAR ARORA	IP/OP No	:
Age/ Sex	: 37 Years Male	Req No	: 410763
Unit name	: Dr. CONSULTANT	Report Date/Time	: 14/04/2022
Consultant Nm	: CONSULTANT	Patient's Phone	: 9466322195
Reqdt/Reqtm	: 14/04/2022	Payer Name	: MEDIWHEEL

ULTRA SOUND TEST REPORT

USG WHOLE ABDOMEN

LIVER : The liver is normal in size, shape and **shows increased echotexture**. No evidence of any focal lesion. IHBR is NOT dilated. Portal vein is normal.

GALL BLADDER : The gall bladder is well distended. No evidence any calculus or mass seen. GB wall thickness with in normal limits. No evidence of pericholecystic fluid is seen.

BILE DUCT : The common bile duct is normal in caliber.

SPLEEN : The spleen is normal in size and shape. Its echotexture is homogeneous. No evidence of focal lesion is noted. Splenic vein is normal.

PANCREAS : The pancreas is normal in size, shape, contours and echotexture.

BILATERAL KIDNEYS : The bilateral kidneys are normal in size and echotexture. Cortico-medullary differentiation is maintained. There is no evidence of obvious calculus or hydronephrosis seen.

URINARY BLADDER : The urinary bladder is well distended. Wall thickness within normal limits. No evidence of calculus is seen. No evidence of mass or diverticulum is noted.

PROSTATE: Prostate appears normal in size (volume ~ 15 cc), shape and echotexture.

No free fluid is seen in peritoneal cavity.

No evidence of obvious retroperitoneal or mesentric lymphadenopathy is seen.

IMPRESSION: - USG WHOLE ABDOMEN REVEALS GRADE I FATTY LIVER.

TO BE CORRELATED CLINICALLY.

DR. BINOD KR. CHAUDHARY
MBBS, MD
CONSULTANT RADIOLOGIST

DR. SAKET RUPRAMKA
MBBS, MD
CONSULTANT RADIOLOGIST

DR ANSHU SHARMA
MBBS, MD
CONSULTANT RADIOLOGIST

DR. NITIN KUMAR
MBBS, MD
CONSULTANT RADIOLOGIST