

**DECLARATION OF MEDICAL FITNESS**

I have examined Mr. Lakshmanpal / 35 yr / M. today and hereby certify that he is medically fit. He does not suffer from any serious illness or ailment and does not carry any communicable and contagious disease.

Signed

(Name of the Certifying Doctor)

Date :



*Dr. Shukla*

Declaration of medical fitness

**• 24X7 Emergency • Ambulance • Pharmacy • Lab • Blood Bank**

*This is not for Medical Legal purpose*




GSTIN No. 09AABCF8206H3ZM

24X7 Helpline No.: 7835999444/555 | Pharmacy: 7835999111 | Lab: 7835999333

Email: info@felixhospital.com | pharmacy@felixhospital.com  
www.felixhospital.com  
E.C. No. 1785999

# Felix Hospital

NH-01, Sector-137, Expressway, Noida-201305




Pan No. AABCF8206H

*Phadnis*


जारीकर्ता प्राधिकारी (उ.बे.प्र.)  
Issuing Authority (D.R.M.)

*Shikh*

धारक के हस्ताक्षर  
Signature of Holder



बैंक ऑफ बड़ोदा  
Bank of Baroda




LAKSHMAN PAL

111572

भारतका प्राधिकारी (उ.बे.प्र.)  
Issuing Authority (D.R.M.)

**24 X 7 { Helpline - 7835999444,7835999555 }**

PATIENT NAME : MR. LAKSHMAN PAL	AGE / SEX : 35 Years / M
REG No : 1267	REG.DATE/TIME : 26/03/2022
UID No : 4922126	PRINT DATE : 28/03/2022
REF. BY Dr. : FELIX HOSPITAL	AREA : NOIDA ( U.P )



**BIOCHEMISTRY**

<u>Investigation</u>	<u>Result</u>	<u>Unit</u>	<u>Biological Reference Interval</u>
HbA1c WHOLE BLOOD ( HPLC )	5.00	%	4.8 - 5.9
<p><i>CLINICAL EVALUATION:</i></p> <p><i>RECOMMENDED DCCT NGSP GUIDELINES FOR HbA1C LEVELS :</i></p> <p>Normal 4.8 % - 5.9%</p> <p>Target for diabetics : &lt; 7 %</p> <p>Therapeutic action required &gt; 8 %</p>			
G.G.T.P. -Kinetic IFCC, SERUM	24.00	U/L	0 - 55

.....END OF REPORT.....




*Sherry Khanna*

Dr.Sherry Khanna  
DNB(Pathology)  
Head-Lab

# 24 X 7 { Helpline - 7835999444, 7835999555 }

PATIENT NAME : MR. LAKSHMAN PAL	AGE / SEX : 35 Years / M
REG No : 1267	REG.DATE/TIME : 26/03/2022
UID No : 4922126	PRINT DATE : 28/03/2022
REF. BY Dr. : FELIX HOSPITAL	AREA : NOIDA ( U.P )



### HORMONE

<u>Investigation</u>	<u>Result</u>	<u>Unit</u>	<u>Biological Reference Interval</u>
<b>THYROID PROFILE(T3,T4&amp;TSH)</b>			
T3 (CLIA)	1.03	nmol/L	0.92 - 2.79
T4 (CLIA)	117.00	nmol/L	59.0 - 135.0
TSH (CLIA)	1.26	uIU/ml	0.35 - 5.5

REFERANCE RANGE FOR Children

1-4 days : 1.00-39.00  
 5 days-5 months : 1.7 - 9.1  
 5 months - 20 years : 0.70 - 6.40

(1) 4.2 to 15  $\mu$ IU/mL - Correlate clinically as physiological and other factors may falsely elevate TSH level. (2) TSH Values may be transiently altered because of non thyroidal illness. (3) Some drugs may decrease TSH values, e.g., L-dopa, Glucocorticoids. (4) Some drugs may increase TSH values, e.g., Iodine, Lithium, Amiodarone. Abbreviations.

.....END OF REPORT.....



*Sherry Khanna*

Dr. Sherry Khanna  
DNB(Pathology)  
Head-Lab

# 24 X 7 { Helpline - 7835999444, 7835999555 }

**Patient Name :** Mr. LAKSHMAN PAL [UHIDNO:FHP21231226032022]  
**Age / Gender :** 35 Yr / Male  
**Address :** BANK OF BARODA SIKHADRABAD, Bulandshahr, UTTAR PRADESH  
**Requesting Doctor:** Dr. NUPUR JAIN



UHIDNO:FHP212312260320

**Reg. ID :** OPD.21-22-149185

## BIOCHEMISTRY

**Request Date :** 26-03-2022 09:28 AM **Reporting Date :** 26-03-2022 01:14 PM  
**Collection Date :** 26-03-2022 10:02 AM [BI9668] **Reporting Status :** Finalized  
**Acceptance Date :** 26-03-2022 10:03 AM | **TAT:** 03:11 [HH:MM]

Investigations	Method	Result	Biological Reference
<b>KIDNEY FUNCTION TEST (KFT) *[ Plain tube (red top) ]</b>			
UREA (UREASE METHOD)*		31.20 mg/dL	M 13.00 - 43.00 mg/dL
S.CREATININE (ENZYMATIC)*		1.10 mg/dL	M 0.66 - 1.25 mg/dL
S.URIC ACID (URICASE, COLORIMETRY)*		6.10 mg/dL	M 3.50 - 8.50 mg/dL
S.CALCIUM (ARSENazo DYE)*		9.60 mg/dL	8.40 - 10.20 mg/dL
S. SODIUM (DIRECT I.S.E.)*		144.0 mmol/L	137.00 - 145.00 mmol/L
S. POTASSIUM (DIRECT I.S.E.)*		4.40 mmol/L	3.50 - 5.10 mmol/L
S. PHOSPHORUS (PMA PHENOL)*		3.30 mg/dL	2.50 - 4.50 mg/dL
<i>Performed On: VITROS 250</i>			
<b>LIVER FUNCTION TEST *[ Plain tube (red top) ]</b>			
TOTAL BILIRUBIN (AZOBILIRUBIN/DIPHYLLINE)*		1.2 mg/dL	Adult 0.20 - 1.30 mg/dL
CONJUGATED (D.Bilirubin) (CALCULATED)		0.30 mg/dL	Adult 0.00 - 0.30 mg/dL
UNCONJUGATED (I.D.Bilirubin) (SPECTROPHOTOMETRY)		0.90 mg/dL	Adult 0.00 - 1.10 mg/dL
S.G.O.T (AST) (KINETIC LEUCO DYE)*		34.0 IU/L	M 17.00 - 59.00 IU/L
S.G.P.T (ALT) (KINETIC LDH/NADH)*		45.0 IU/L	M 0.00 - 52.00 IU/L
ALKALINE PHOSPHATASE (pNPP/AMP)*		91.0 IU/L	M 38.00 - 126.00 IU/L (Age 18 Y - 100 Y)
TOTAL PROTEIN (BIURET)*		<b>8.30 gm/dL *</b>	6.30 - 8.20 gm/dL
ALBUMIN (BROMOCRESOL GREEN)*		<b>5.20 gm/dL *</b>	3.50 - 5.00 gm/dL
GLOBULIN (CALCULATED)*		3.10 gm/dL	2.00 - 3.50 gm/dL
A/G RATIO (CALCULATED)		1.68	1.00 - 2.10
<i>Performed On: VITROS 250</i>			
<i>Please correlate clinically</i>			

END OF REPORT.

Prepared By  
AMIR KHAN

Dr. KRITIKA JAIN  
MBBS MD (PATHOLOGY)

**24 X 7 { Helpline - 7835999444, 7835999555 }**

**Patient Name :** Mr. LAKSHMAN PAL [UHIDNO:FHP21231226032022] UHIDNO:FHP212312260320  
**Age / Gender :** 35 Yr / Male  
**Address :** BANK OF BARODA SIKHADRADAB, Bulandshahr, UTTAR PRADESH  
**Requesting Doctor:** Dr. NUPUR JAIN Reg. ID :OPD.21-22-149185

**BIOCHEMISTRY**

**Request Date :** 26-03-2022 09:28 AM **Reporting Date :** 26-03-2022 02:34 PM  
**Collection Date :** 26-03-2022 10:05 AM[B19669],[B19668] **Reporting Status :** Finalized  
**Acceptance Date :** 26-03-2022 10:05 AM | TAT: 04:29 [HH:MM]  
 26-03-2022 10:03 AM | TAT: 04:31 [HH:MM]

Investigations	Method	Result	Biological Reference
<b>BLOOD SUGAR FASTING (BSF) *[ Sodium fluoride(grey top) ]</b> <i>Performed On: VITROS 250</i>		92.0 mg/dL	74.00 - 110.00 mg/dL (Age <= 100 )
<i>Please correlate clinically</i>			
<b>LIPID PROFILE *[ Plain tube (red top) ]</b>			
TOTAL CHOLESTEROL Enzymatic (CHE/CHO/POD)*		212.0 mg/dL	Normal <200, Borderline High 200 - 239, High > 240
TRIGLYCERIDES Enzymatic (Lipase/GK/GPO/POD)*		177.0 mg/dL	Normal : < 150 Borderline High: 150 - 199 High: 200 - 499 Very High :> 500
HDL -CHOLESTEROL PTA/ MgCl2-enzymatic*		44.5 mg/dL	40.00 - 60.00 mg/dL
LDL(Low density lipid) Calculated		132.10 mg/dL	100.00 - 160.00 mg/dL
VLDL(Very low density lipid) Calculated		35.40 mg/dL	15.00 - 40.00 mg/dL
CHOL/HDL Ratio Calculated		4.76	3.00 - 5.00
<i>Performed On: VITROS 250</i>			
<i>Please correlate clinically</i>			

END OF REPORT.



Prepared By  
AMIR KHAN

Dr. KRITIKA JAIN  
MBBS MD (PATHOLOGY)

# 24 X 7 { Helpline - 7835999444,7835999555 }

**Patient Name :** Mr. LAKSHMAN PAL [UHIDNO:FHP21231226032022] UHIDNO:FHP212312260320  
**Age / Gender :** 35 Yr / Male  
**Address :** BANK OF BARODA SIKHADRADAB, Bulandshahr, UTTAR PRADESH  
**Requesting Doctor:** Dr. NUPUR JAIN Reg. ID :OPD.21-22-149185

### CLINICAL PATHOLOGY

**Request Date :** 26-03-2022 09:28 AM **Reporting Date :** 26-03-2022 03:36 PM  
**Collection Date :** 26-03-2022 10:02 AM[CLP12791] **Reporting Status :** Finalized  
**Acceptance Date :** 26-03-2022 10:03 AM | TAT: 05:33 [HH:MM]

Investigations	Method	Result	Biological Reference
<b>URINE ROUTINE AUTOMATED *[ Random Urine ]</b>			
VOLUME		20 ML	>10
COLOUR		PALE YELLOW	PALE YELLOW
APPEARANCE		CLEAR	CLEAR
SPECIFIC GRAVITY (pKA CHANGE)		1.030	1.005 - 1.030
pH (DOUBLE INDICATOR)		6.0	5.00 - 8.50
URINE PROTEIN (PROTEIN ERROR/ 3% SULPHOSALICYLIC ACID)		NIL	NIL
GLUCOSE (GOD-POD/ BENEDICTS)		NIL	NIL
<b>MICROSCOPIC EXAMINATION</b>			
PUS CELLS		1-2 /HPF	0.0-3.0
RBC		NIL /HPF	NIL
CASTS		ABSENT	ABSENT
CRYSTALS		ABSENT	ABSENT
EPITHELIAL CELLS		1-2 /HPF	M 0.00 - 3.00 /HPF
BACTERIA		ABSENT	ABSENT
OTHER		ABSENT	

*Please correlate clinically*

END OF REPORT.



Prepared By  
PRANJALI RAI

Dr. KRITIKA JAIN  
MBBS MD (PATHOLOGY)

# 24 X 7 { Helpline - 7835999444,7835999555 }

**Patient Name :** Mr. LAKSHMAN PAL [UHIDNO:FHP21231226032022]  
**Age / Gender :** 35 Yr / Male  
**Address :** BANK OF BARODA SIKHADRABAD, Bulandshahr, UTTAR PRADESH  
**Requesting Doctor:** Dr. NUPUR JAIN  
**Reg. ID :** OPD.21-22-149185

## CLINICAL PATHOLOGY

**Request Date :** 26-03-2022 09:28 AM  
**Collection Date :** 26-03-2022 10:02 AM [CLP12791]  
**Acceptance Date :** 26-03-2022 10:03 AM | **TAT:** 05:40 [HH:MM]  
**Reporting Date :** 26-03-2022 03:43 PM  
**Reporting Status :** Finalized

Investigations	Method	Result	Biological Reference
<b>STOOL ROUTINE *[ stool ]</b>	MICROSCOPY		
COLOR		BROWNISH	
CONSISTENCY		SOLID	
CHEMICAL EXAMINATION (pH)		ACIDIC	
BLOOD		ABSENT	ABSENT
MUCUS		<b>PRESENT *</b>	ABSENT
MICROSCOPIC EXAMINATION:			
PUS CELLS		<b>4-6 *</b>	NIL / HPF
RED BLOOD CELLS		NIL	NIL / HPF
EPITHELIAL CELLS		<b>0-1 *</b>	NIL / HPF
PARASITE		NIL	NIL
CYST		NIL	NIL
OVA		NIL	NIL
OTHER		NIL	

END OF REPORT.



Prepared By  
PRANJALI RAI

Dr. KRITIKA JAIN  
MBBS MD (PATHOLOGY)



# 24 X 7 { Helpline - 7835999444, 7835999555 }

**Patient Name :** Mr. LAKSHMAN PAL [UHIDNO:FHP21231226032022]  
**Age / Gender :** 35 Yr / Male  
**Address :** BANK OF BARODA SIKHADRADABAD, Bulandshahr, UTTAR PRADESH  
**Requesting Doctor:** Dr. NUPUR JAIN

UHIDNO:FHP212312260320

**Reg. ID :** OPD.21-22-149185

## HAEMATOLOGY

**Request Date :** 26-03-2022 09:28 AM  
**Collection Date :** 26-03-2022 10:02 AM[HA7157]  
**Acceptance Date :** 26-03-2022 10:03 AM | TAT: 05:46 [HH:MM]

**Reporting Date :** 26-03-2022 03:49 PM  
**Reporting Status :** Finalized

Investigations	Method	Result	Biological Reference
<b>HAEMOGRAM (CBC &amp; ESR)</b>			
HEMOGLOBIN(NON CYNAMETH/PHOTOMETRY)*		15.80 gm/dL	M 13.00 - 17.00 (Age 13 Y - 100 Y)
TOTAL LEUCOCYTE COUNT (TLC) (FLOWCYTOMETRY)*		7400 /cumm	M 4000.00 - 10000.00 (Age 13 Y - 100 Y)
DLC (FLOWCELL & CYTOCHEMISTRY/MANUAL)*			
NEUTROPHIL		70.30 %	40.00 - 80.00 (Age 13 Y - 100 Y)
LYMPHOCYTE		<b>19.60 % *</b>	20.00 - 40.00 (Age 13 Y - 100 Y)
MONOCYTE		3.40 %	2.00 - 10.00 (Age 13 Y - 100 Y)
EOSINOPHIL		5.90 %	1.00 - 6.00 (Age 13 Y - 100 Y)
BASOPHIL		0.80 %	0.00 - 1.00 (Age 13 Y - 100 Y)
RBC (IMPEDEANCE)*		5.00 millions/cumm	M 4.50 - 6.50 (Age 13 Y - 100 Y)
HEMATOCRIT/P.C.V (RBC PULSE HEIGHT)*		46.20 %	M 40.00 - 54.00 (Age 13 Y - 100 Y)
MCV(Calculated)*		92.00 fL	80.00 - 100.00 (Age 13 Y - 100 Y)
MCH(Calculated)*		31.50 Picogram	27.00 - 32.00 (Age 13 Y - 100 Y)
MCHC(Calculated)*		34.20 %	31.50 - 34.50 (Age 13 Y - 100 Y)
PLATELET COUNT (IMPEDANCE)*		<b>1.49 Lakh/cumm *</b>	1.50 - 4.00 (Age 13 Y - 100 Y)
ESR(Westergren's Method)*		06.0 mm/hr	M 0 - 10 F 5 - 20

Performed On: PENTRA ES60 (Horiba),5-Part differential cell counter

END OF REPORT.

Prepared By  
ABHISHEK RATHI

*(Signature)*  
Dr. KRITIKA JAIN  
MBBS MD (PATHOLOGY)

# 24 X 7 { Helpline - 7835999444, 7835999555 }

**Patient Name :** Mr. LAKSHMAN PAL [UHIDNO:FHP21231226032022] UHIDNO:FHP212312260320  
**Age / Gender :** 35 Yr / Male  
**Address :** BANK OF BARODA SIKHADRADAB, Bulandshahr, UTTAR PRADESH  
**Requesting Doctor:** Dr. NUPUR JAIN **Reg. ID :**OPD.21-22-149185

## HAEMATOLOGY

**Request Date :** 26-03 2022 09:28 AM **Reporting Date :** 26-03-2022 05:15 PM  
**Collection Date :** 26-03-2022 10:02 AM[HA7157] **Reporting Status :** Finalized  
**Acceptance Date :** 26-03-2022 10:03 AM | **TAT:** 07:12 [HH:MM]

Investigations	Method	Result	Biological Reference
<b>Blood Group (RH Type) *[ EDTA tube(purple top) ]</b>			
Blood Group	Forward Grouping Method	O	
Rh Type	Forward Grouping Method	POSITIVE	

END OF REPORT.

Prepared By  
ARVIND KUMAR



**Dr. ASHILY KOSHY**  
MBBS, MD(PATHOLOGY)

Felix Healthcare  
Your care, Our passion

## 24 X 7 { Helpline - 7835999444, 7835999555 }

Patient Name: Mr. LAKSHMAN PAL / UHIDNO:FHP21231226032022  
Age / Gender: 35 Yr / Male  
Address: BANK OF BARODA SIKHADRAID, Bulandshahr, UTTAR PRADESH  
Requesting Doctor: Dr. NUPUR JAIN



Reg. No.: OPD.21-22-149185

Request Date : 26-03-2022 09:28 AM

Reporting Date : 26-03-2022 11:38 AM

Report Status : Finalized

### ULTRASOUND WHOLE ABDOMEN MALE

Liver is normal in size (135 mm), shape and shows homogenous echopattern. No focal lesion is seen. Intrahepatic biliary radicles and venous channels appear normal.  
Gall bladder is distended and shows smooth walls and the lumen is echofree. CBD is not dilated.  
Pancreas is normal in size, shape and echotexture.  
Spleen is normal in size (109 mm) and echotexture.  
Both kidneys are normal in size, shape and echopattern. Cortico-medullary differentiation and parenchymal thickness is well maintained. No evidence of any pelvicalyceal separation is seen.  
Right kidney measures 102 x 41 mm. Left kidney measures 101 x 45 mm.  
No evidence of any significant retroperitoneal lymphadenopathy is seen.  
No evidence of fluid in peritoneal cavity.  
Urinary bladder is normal in distensibility and wall thickness. The lumen is echofree.  
Prostate is normal in size, shape and echotexture.

**IMPRESSION: No significant abnormality detected.**

**Advice: Clinical correlation.**

END OF REPORT

Dr. RAJEEV RANJAN  
(CONSULTANT RADIOLOGIST)

**ON PANEL OF :** CGHS, ECHS, ESI, DGHS, PSUs, GIPSA, All MAJOR TPA, Health Insurance Companies, Noida & Gr. Noida Authority  
**FACILITIES :** Specialist OPD, Dental OPD, Physiotherapy, Lab, X-Ray, Ultrasound, CT Scan, ECG, TMT, ECHO, NICU,  
**All Vaccination, Cath Lab, Blood Bank, Admission & Day Care, Dialysis, Normal Delivery, Caesarean, ICU, HDU, Labour,**  
**General & Laparoscopic Surgery, Suits, Home Care Services & Preventive Health Check-up**

**24X7 Emergency • Ambulance • Pharmacy • Lab • Blood Bank**