

Patient Name : Mr.PRITAM SHINDE	Collected : 18/May/2023 09:46AM
Age/Gender : 51 Y 11 M 29 D/M	Received : 18/May/2023 01:35PM
UHID/MR No : CAUN.0000069105	Reported : 18/May/2023 02:26PM
Visit ID : CAUNOPV154115	Status : Final Report
Ref Doctor : Dr.SELF	Sponsor Name : ARCOFEMI HEALTHCARE LIMITED
Emp/Auth/TPA ID : 2665 5028 0832	

DEPARTMENT OF HAEMATOLOGY

ARCOFEMI - MEDIWHEEL - FULL BODY ANNUAL PLUS ABOVE 50Y MALE - 2D ECHO - PAN INDIA - FY2324

PERIPHERAL SMEAR , WHOLE BLOOD-EDTA

RBCs ARE NORMOCYTIC NORMOCHROMIC.ANISOCYTOSIS+.
TLC , DLC WITHIN NORMAL LIMIT. NO IMMATURE CELLS ARE SEEN.
PLATELETS ARE ADEQUATE.
NO HEMOPARASITES SEEN



SIN No:BED230116956

This test has been performed at Apollo Health and Lifestyle Ltd- Sadashiv Peth Pune, Diagnostics Lab

Patient Name : Mr.PRITAM SHINDE	Collected : 18/May/2023 09:46AM
Age/Gender : 51 Y 11 M 29 D/M	Received : 18/May/2023 01:35PM
UHID/MR No : CAUN.0000069105	Reported : 18/May/2023 02:26PM
Visit ID : CAUNOPV154115	Status : Final Report
Ref Doctor : Dr.SELF	Sponsor Name : ARCOFEMI HEALTHCARE LIMITED
Emp/Auth/TPA ID : 2665 5028 0832	

DEPARTMENT OF HAEMATOLOGY

ARCOFEMI - MEDIWHEEL - FULL BODY ANNUAL PLUS ABOVE 50Y MALE - 2D ECHO - PAN INDIA - FY2324

Test Name	Result	Unit	Bio. Ref. Range	Method
-----------	--------	------	-----------------	--------

HEMOGRAM , WHOLE BLOOD-EDTA

HAEMOGLOBIN	14.3	g/dL	13-17	Spectrophotometer
PCV	43.70	%	40-50	Electronic pulse & Calculation
RBC COUNT	4.85	Million/cu.mm	4.5-5.5	Electrical Impedance
MCV	90.1	fL	83-101	Calculated
MCH	29.5	pg	27-32	Calculated
MCHC	32.8	g/dL	31.5-34.5	Calculated
R.D.W	18.7	%	11.6-14	Calculated
TOTAL LEUCOCYTE COUNT (TLC)	8,800	cells/cu.mm	4000-10000	Electrical Impedance

DIFFERENTIAL LEUCOCYTIC COUNT (DLC)

NEUTROPHILS	57.1	%	40-80	Electrical Impedance
LYMPHOCYTES	29.7	%	20-40	Electrical Impedance
EOSINOPHILS	6.3	%	1-6	Electrical Impedance
MONOCYTES	6.1	%	2-10	Electrical Impedance
BASOPHILS	0.8	%	<1-2	Electrical Impedance

ABSOLUTE LEUCOCYTE COUNT

NEUTROPHILS	5024.8	Cells/cu.mm	2000-7000	Electrical Impedance
LYMPHOCYTES	2613.6	Cells/cu.mm	1000-3000	Electrical Impedance
EOSINOPHILS	554.4	Cells/cu.mm	20-500	Electrical Impedance
MONOCYTES	536.8	Cells/cu.mm	200-1000	Electrical Impedance
BASOPHILS	70.4	Cells/cu.mm	0-100	Electrical Impedance

PLATELET COUNT

PLATELET COUNT	283000	cells/cu.mm	150000-410000	Electrical impedance
----------------	--------	-------------	---------------	----------------------

ERYTHROCYTE SEDIMENTATION RATE (ESR)

ERYTHROCYTE SEDIMENTATION RATE (ESR)	12	mm at the end of 1 hour	0-15	Modified Westergren
--------------------------------------	----	-------------------------	------	---------------------

PERIPHERAL SMEAR

RBCs ARE NORMOCYTIC NORMOCHROMIC. ANISOCYTOSIS+.
 TLC , DLC WITHIN NORMAL LIMIT. NO IMMATURE CELLS ARE SEEN.
 PLATELETS ARE ADEQUATE.
 NO HEMOPARASITES SEEN



SIN No:BED230116956

This test has been performed at Apollo Health and Lifestyle Ltd- Sadashiv Peth Pune, Diagnostics Lab

Patient Name : Mr.PRITAM SHINDE	Collected : 18/May/2023 09:46AM
Age/Gender : 51 Y 11 M 29 D/M	Received : 18/May/2023 01:35PM
UHID/MR No : CAUN.0000069105	Reported : 18/May/2023 03:40PM
Visit ID : CAUNOPV154115	Status : Final Report
Ref Doctor : Dr.SELF	Sponsor Name : ARCOFEMI HEALTHCARE LIMITED
Emp/Auth/TPA ID : 2665 5028 0832	

DEPARTMENT OF HAEMATOLOGY

ARCOFEMI - MEDIWHEEL - FULL BODY ANNUAL PLUS ABOVE 50Y MALE - 2D ECHO - PAN INDIA - FY2324

Test Name	Result	Unit	Bio. Ref. Range	Method
-----------	--------	------	-----------------	--------

BLOOD GROUP ABO AND RH FACTOR , WHOLE BLOOD-EDTA

BLOOD GROUP TYPE	O			Microplate Hemagglutination
Rh TYPE	Positive			Microplate Hemagglutination



SIN No:BED230116956

This test has been performed at Apollo Health and Lifestyle Ltd- Sadashiv Peth Pune, Diagnostics Lab

Patient Name : Mr.PRITAM SHINDE	Collected : 18/May/2023 09:46AM
Age/Gender : 51 Y 11 M 29 D/M	Received : 18/May/2023 01:35PM
UHID/MR No : CAUN.0000069105	Reported : 18/May/2023 03:40PM
Visit ID : CAUNOPV154115	Status : Final Report
Ref Doctor : Dr.SELF	Sponsor Name : ARCOFEMI HEALTHCARE LIMITED
Emp/Auth/TPA ID : 2665 5028 0832	

DEPARTMENT OF BIOCHEMISTRY

ARCOFEMI - MEDIWHEEL - FULL BODY ANNUAL PLUS ABOVE 50Y MALE - 2D ECHO - PAN INDIA - FY2324

Test Name	Result	Unit	Bio. Ref. Range	Method
GLUCOSE, FASTING , NAF PLASMA	244	mg/dL	70-100	HEXOKINASE

Comment:

As per American Diabetes Guidelines

Fasting Glucose Values in mg/d L	Interpretation
<100 mg/dL	Normal
100-125 mg/dL	Prediabetes
≥126 mg/dL	Diabetes

GLUCOSE, POST PRANDIAL (PP), 2 HOURS , NAF PLASMA	308	mg/dL	70-140	HEXOKINASE
---	-----	-------	--------	------------

Comment:

It is recommended that FBS and PPBS should be interpreted with respect to their Biological reference ranges and not with each other.

Conditions which may lead to lower postprandial glucose levels as compared to fasting glucose levels may be due to reactive hypoglycemia, dietary meal content, duration or timing of sampling after food digestion and absorption, medications such as insulin preparations, sulfonylureas, amylin analogues, or conditions such as overproduction of insulin.

Ref: Marks medical biochemistry and clinical approach

Patient Name : Mr.PRITAM SHINDE	Collected : 18/May/2023 09:46AM
Age/Gender : 51 Y 11 M 29 D/M	Received : 18/May/2023 01:35PM
UHID/MR No : CAUN.0000069105	Reported : 18/May/2023 03:40PM
Visit ID : CAUNOPV154115	Status : Final Report
Ref Doctor : Dr.SELF	Sponsor Name : ARCOFEMI HEALTHCARE LIMITED
Emp/Auth/TPA ID : 2665 5028 0832	

DEPARTMENT OF BIOCHEMISTRY

ARCOFEMI - MEDIWHEEL - FULL BODY ANNUAL PLUS ABOVE 50Y MALE - 2D ECHO - PAN INDIA - FY2324

Test Name	Result	Unit	Bio. Ref. Range	Method
HBA1C, GLYCATED HEMOGLOBIN , WHOLE BLOOD-EDTA	9.6	%		HPLC
ESTIMATED AVERAGE GLUCOSE (eAG) , WHOLE BLOOD-EDTA	229	mg/dL		Calculated

Comment:

Reference Range as per American Diabetes Association (ADA):

REFERENCE GROUP	HBA1C IN %
NON DIABETIC ADULTS >18 YEARS	<5.7
AT RISK (PREDIABETES)	5.7 – 6.4
DIAGNOSING DIABETES	≥ 6.5
DIABETICS	
· EXCELLENT CONTROL	6 – 7
· FAIR TO GOOD CONTROL	7 – 8
· UNSATISFACTORY CONTROL	8 – 10
· POOR CONTROL	>10

Note: Dietary preparation or fasting is not required.

1. A1C test should be performed at least two times a year in patients who are meeting treatment goals (and who have stable glycemic control).
2. Lowering A1C to below or around 7% has been shown to reduce microvascular and neuropathic complications of type 1 and type 2 diabetes. When mean annual HbA1c is <1.1 times ULN (upper limit of normal), renal and retinal complications are rare, but complications occur in >70% of cases when HbA1c is >1.7 times ULN.
3. Falsely low HbA1c (below 4%) may be observed in patients with clinical conditions that shorten erythrocyte life span or decrease mean erythrocyte age. HbA1c may not accurately reflect glycemic control when clinical conditions that affect erythrocyte survival are present. Fructosamine may be used as an alternate measurement of glycemic control



SIN No:PLF01973246,PLP1331072,EDT230047186

This test has been performed at Apollo Health and Lifestyle Ltd- Sadashiv Peth Pune, Diagnostics Lab

Patient Name : Mr.PRITAM SHINDE	Collected : 18/May/2023 09:46AM
Age/Gender : 51 Y 11 M 29 D/M	Received : 18/May/2023 01:33PM
UHID/MR No : CAUN.0000069105	Reported : 18/May/2023 02:22PM
Visit ID : CAUNOPV154115	Status : Final Report
Ref Doctor : Dr.SELF	Sponsor Name : ARCOFEMI HEALTHCARE LIMITED
Emp/Auth/TPA ID : 2665 5028 0832	

DEPARTMENT OF BIOCHEMISTRY

ARCOFEMI - MEDIWHEEL - FULL BODY ANNUAL PLUS ABOVE 50Y MALE - 2D ECHO - PAN INDIA - FY2324

Test Name	Result	Unit	Bio. Ref. Range	Method
LIPID PROFILE , SERUM				
TOTAL CHOLESTEROL	207	mg/dL	<200	CHO-POD
TRIGLYCERIDES	232	mg/dL	<150	GPO-POD
HDL CHOLESTEROL	43	mg/dL	40-60	Enzymatic Immunoinhibition
NON-HDL CHOLESTEROL	163	mg/dL	<130	Calculated
LDL CHOLESTEROL	116.8	mg/dL	<100	Calculated
VLDL CHOLESTEROL	46.37	mg/dL	<30	Calculated
CHOL / HDL RATIO	4.76		0-4.97	Calculated

Comment:

Reference Interval as per National Cholesterol Education Program (NCEP) Adult Treatment Panel III Report.

	Desirable	Borderline High	High	Very High
TOTAL CHOLESTEROL	< 200	200 - 239	≥ 240	
TRIGLYCERIDES	<150	150 - 199	200 - 499	≥ 500
LDL	Optimal < 100 Near Optimal 100-129	130 - 159	160 - 189	≥ 190
HDL	≥ 60			
NON-HDL CHOLESTEROL	Optimal <130; Above Optimal 130-159	160-189	190-219	>220

Measurements in the same patient can show physiological and analytical variations.

NCEP ATP III identifies non-HDL cholesterol as a secondary target of therapy in persons with high triglycerides.



SIN No:SE04374528

This test has been performed at Apollo Health and Lifestyle Ltd- Sadashiv Peth Pune, Diagnostics Lab

Patient Name : Mr.PRITAM SHINDE	Collected : 18/May/2023 09:46AM
Age/Gender : 51 Y 11 M 29 D/M	Received : 18/May/2023 01:33PM
UHID/MR No : CAUN.0000069105	Reported : 18/May/2023 02:22PM
Visit ID : CAUNOPV154115	Status : Final Report
Ref Doctor : Dr.SELF	Sponsor Name : ARCOFEMI HEALTHCARE LIMITED
Emp/Auth/TPA ID : 2665 5028 0832	

DEPARTMENT OF BIOCHEMISTRY

ARCOFEMI - MEDIWHEEL - FULL BODY ANNUAL PLUS ABOVE 50Y MALE - 2D ECHO - PAN INDIA - FY2324

Test Name	Result	Unit	Bio. Ref. Range	Method
-----------	--------	------	-----------------	--------

LIVER FUNCTION TEST (LFT) , SERUM

BILIRUBIN, TOTAL	0.74	mg/dL	0.3-1.2	DPD
BILIRUBIN CONJUGATED (DIRECT)	0.12	mg/dL	<0.2	DPD
BILIRUBIN (INDIRECT)	0.62	mg/dL	0.0-1.1	Dual Wavelength
ALANINE AMINOTRANSFERASE (ALT/SGPT)	27.51	U/L	<50	IFCC
ASPARTATE AMINOTRANSFERASE (AST/SGOT)	34.8	U/L	<50	IFCC
ALKALINE PHOSPHATASE	88.92	U/L	30-120	IFCC
PROTEIN, TOTAL	7.88	g/dL	6.6-8.3	Biuret
ALBUMIN	3.88	g/dL	3.5-5.2	BROMO CRESOL GREEN
GLOBULIN	4.00	g/dL	2.0-3.5	Calculated
A/G RATIO	0.97		0.9-2.0	Calculated



SIN No:SE04374528

This test has been performed at Apollo Health and Lifestyle Ltd- Sadashiv Peth Pune, Diagnostics Lab

Patient Name : Mr.PRITAM SHINDE	Collected : 18/May/2023 09:46AM
Age/Gender : 51 Y 11 M 29 D/M	Received : 18/May/2023 01:33PM
UHID/MR No : CAUN.0000069105	Reported : 18/May/2023 02:22PM
Visit ID : CAUNOPV154115	Status : Final Report
Ref Doctor : Dr.SELF	Sponsor Name : ARCOFEMI HEALTHCARE LIMITED
Emp/Auth/TPA ID : 2665 5028 0832	

DEPARTMENT OF BIOCHEMISTRY

ARCOFEMI - MEDIWHEEL - FULL BODY ANNUAL PLUS ABOVE 50Y MALE - 2D ECHO - PAN INDIA - FY2324

Test Name	Result	Unit	Bio. Ref. Range	Method
-----------	--------	------	-----------------	--------

RENAL PROFILE/KIDNEY FUNCTION TEST (RFT/KFT) , SERUM

CREATININE	0.49	mg/dL	0.72 – 1.18	Modified Jaffe, Kinetic
UREA	7.58	mg/dL	17-43	GLDH, Kinetic Assay
BLOOD UREA NITROGEN	3.5	mg/dL	8.0 - 23.0	Calculated
URIC ACID	4.64	mg/dL	3.5–7.2	Uricase PAP
CALCIUM	8.99	mg/dL	8.8-10.6	Arsenazo III
PHOSPHORUS, INORGANIC	2.89	mg/dL	2.5-4.5	Phosphomolybdate Complex
SODIUM	134.67	mmol/L	136–146	ISE (Indirect)
POTASSIUM	4.3	mmol/L	3.5–5.1	ISE (Indirect)
CHLORIDE	99.41	mmol/L	101–109	ISE (Indirect)



SIN No:SE04374528

This test has been performed at Apollo Health and Lifestyle Ltd- Sadashiv Peth Pune, Diagnostics Lab

Patient Name : Mr.PRITAM SHINDE	Collected : 18/May/2023 09:46AM
Age/Gender : 51 Y 11 M 29 D/M	Received : 18/May/2023 01:33PM
UHID/MR No : CAUN.0000069105	Reported : 18/May/2023 02:22PM
Visit ID : CAUNOPV154115	Status : Final Report
Ref Doctor : Dr.SELF	Sponsor Name : ARCOFEMI HEALTHCARE LIMITED
Emp/Auth/TPA ID : 2665 5028 0832	

DEPARTMENT OF BIOCHEMISTRY

ARCOFEMI - MEDIWHEEL - FULL BODY ANNUAL PLUS ABOVE 50Y MALE - 2D ECHO - PAN INDIA - FY2324

Test Name	Result	Unit	Bio. Ref. Range	Method
GAMMA GLUTAMYL TRANSPEPTIDASE (GGT) , SERUM	58.73	U/L	<55	IFCC



SIN No:SE04374528

This test has been performed at Apollo Health and Lifestyle Ltd- Sadashiv Peth Pune, Diagnostics Lab

Patient Name : Mr.PRITAM SHINDE	Collected : 18/May/2023 09:46AM
Age/Gender : 51 Y 11 M 29 D/M	Received : 18/May/2023 01:34PM
UHID/MR No : CAUN.0000069105	Reported : 18/May/2023 02:19PM
Visit ID : CAUNOPV154115	Status : Final Report
Ref Doctor : Dr.SELF	Sponsor Name : ARCOFEMI HEALTHCARE LIMITED
Emp/Auth/TPA ID : 2665 5028 0832	

DEPARTMENT OF IMMUNOLOGY

ARCOFEMI - MEDIWHEEL - FULL BODY ANNUAL PLUS ABOVE 50Y MALE - 2D ECHO - PAN INDIA - FY2324

Test Name	Result	Unit	Bio. Ref. Range	Method
-----------	--------	------	-----------------	--------

THYROID PROFILE TOTAL (T3, T4, TSH) , SERUM

TRI-IODOTHYRONINE (T3, TOTAL)	1.08	ng/mL	0.7-2.04	CLIA
THYROXINE (T4, TOTAL)	15.13	µg/dL	6.09-12.23	CLIA
THYROID STIMULATING HORMONE (TSH)	2.800	µIU/mL	0.34-5.60	CLIA

Comment:

Serum TSH concentrations exhibit a diurnal variation with the peak occurring during the night and the nadir occurring between 10 a.m. and 4 p.m. In primary hypothyroidism, thyroid-stimulating hormone (TSH) levels will be elevated. In primary hyperthyroidism, TSH levels will be low. Elevated or low TSH in the context of normal free thyroxine is often referred to as subclinical hypo- or hyperthyroid-ism, respectively. Physiological rise in Total T3 / T4 levels is seen in pregnancy and in patients on steroid therapy.

Recommended test for T3 and T4 is unbound fraction or free levels as it is metabolically active.

Note:

For pregnant females	Bio Ref Range for TSH in uIU/ml (As per American Thyroid Association)
First trimester	0.1 - 2.5
Second trimester	0.2 – 3.0
Third trimester	0.3 – 3.0



SIN No:SPL23074791

This test has been performed at Apollo Health and Lifestyle Ltd- Sadashiv Peth Pune, Diagnostics Lab

Patient Name : Mr.PRITAM SHINDE	Collected : 18/May/2023 09:46AM
Age/Gender : 51 Y 11 M 29 D/M	Received : 18/May/2023 01:34PM
UHID/MR No : CAUN.0000069105	Reported : 18/May/2023 02:19PM
Visit ID : CAUNOPV154115	Status : Final Report
Ref Doctor : Dr.SELF	Sponsor Name : ARCOFEMI HEALTHCARE LIMITED
Emp/Auth/TPA ID : 2665 5028 0832	

DEPARTMENT OF IMMUNOLOGY

ARCOFEMI - MEDIWHEEL - FULL BODY ANNUAL PLUS ABOVE 50Y MALE - 2D ECHO - PAN INDIA - FY2324

Test Name	Result	Unit	Bio. Ref. Range	Method
TOTAL PROSTATIC SPECIFIC ANTIGEN (tPSA) , SERUM	0.490	ng/mL	0-4	CLIA



SIN No:SPL23074791

This test has been performed at Apollo Health and Lifestyle Ltd- Sadashiv Peth Pune, Diagnostics Lab

Patient Name : Mr.PRITAM SHINDE	Collected : 18/May/2023 09:46AM
Age/Gender : 51 Y 11 M 29 D/M	Received : 18/May/2023 01:26PM
UHID/MR No : CAUN.0000069105	Reported : 18/May/2023 01:50PM
Visit ID : CAUNOPV154115	Status : Final Report
Ref Doctor : Dr.SELF	Sponsor Name : ARCOFEMI HEALTHCARE LIMITED
Emp/Auth/TPA ID : 2665 5028 0832	

DEPARTMENT OF CLINICAL PATHOLOGY

ARCOFEMI - MEDIWHEEL - FULL BODY ANNUAL PLUS ABOVE 50Y MALE - 2D ECHO - PAN INDIA - FY2324

Test Name	Result	Unit	Bio. Ref. Range	Method
-----------	--------	------	-----------------	--------

COMPLETE URINE EXAMINATION (CUE) , URINE

PHYSICAL EXAMINATION

COLOUR	PALE YELLOW		PALE YELLOW	Visual
TRANSPARENCY	CLEAR		CLEAR	Visual
pH	5.5		5-7.5	DOUBLE INDICATOR
SP. GRAVITY	1.015		1.002-1.030	Bromothymol Blue

BIOCHEMICAL EXAMINATION

URINE PROTEIN	NEGATIVE		NEGATIVE	PROTEIN ERROR OF INDICATOR
GLUCOSE	POSITIVE +		NEGATIVE	GLUCOSE OXIDASE
URINE BILIRUBIN	NEGATIVE		NEGATIVE	AZO COUPLING REACTION
URINE KETONES (RANDOM)	NEGATIVE		NEGATIVE	SODIUM NITRO PRUSSIDE
UROBILINOGEN	NORMAL		NORMAL	MODIFIED EHRlich REACTION
BLOOD	NEGATIVE		NEGATIVE	Peroxidase
NITRITE	NEGATIVE		NEGATIVE	Diazotization
LEUCOCYTE ESTERASE	NEGATIVE		NEGATIVE	LEUCOCYTE ESTERASE

CENTRIFUGED SEDIMENT WET MOUNT AND MICROSCOPY

PUS CELLS	3 - 4	/hpf	0-5	Microscopy
EPITHELIAL CELLS	2 - 3	/hpf	<10	MICROSCOPY
RBC	NIL	/hpf	0-2	MICROSCOPY
CASTS	NIL		0-2 Hyaline Cast	MICROSCOPY
CRYSTALS	ABSENT		ABSENT	MICROSCOPY



SIN No:UR2114354

This test has been performed at Apollo Health and Lifestyle Ltd- Sadashiv Peth Pune, Diagnostics Lab

Patient Name : Mr.PRITAM SHINDE	Collected : 18/May/2023 09:46AM
Age/Gender : 51 Y 11 M 29 D/M	Received : 18/May/2023 01:26PM
UHID/MR No : CAUN.0000069105	Reported : 18/May/2023 01:50PM
Visit ID : CAUNOPV154115	Status : Final Report
Ref Doctor : Dr.SELF	Sponsor Name : ARCOFEMI HEALTHCARE LIMITED
Emp/Auth/TPA ID : 2665 5028 0832	

DEPARTMENT OF CLINICAL PATHOLOGY

ARCOFEMI - MEDIWHEEL - FULL BODY ANNUAL PLUS ABOVE 50Y MALE - 2D ECHO - PAN INDIA - FY2324

Test Name	Result	Unit	Bio. Ref. Range	Method
URINE GLUCOSE(POST PRANDIAL)	POSITIVE ++		NEGATIVE	Dipstick
URINE GLUCOSE(FASTING)	POSITIVE +		NEGATIVE	Dipstick

*** End Of Report ***


 Dr Sneha Shah
 MBBS, MD (Pathology)
 Consultant Pathologist


 Dr. Sanjay Ingle
 M.B.B.S, MD(Pathology)
 Consultant Pathologist



SIN No:UPP014669,UF008493

This test has been performed at Apollo Health and Lifestyle Ltd- Sadashiv Peth Pune, Diagnostics Lab

Patient Name : Mr. PRITAM SHINDE

Age/Gender : 51 Y/M

UHID/MR No. : CAUN.0000069105

OP Visit No : CAUNOPV154115

Sample Collected on :

Reported on : 18-05-2023 15:53

LRN# : RAD2001139

Specimen :

Ref Doctor : SELF

Emp/Auth/TPA ID : 2665 5028 0832

DEPARTMENT OF RADIOLOGY

ULTRASOUND - WHOLE ABDOMEN

Liver appears normal in size and **shows enhanced in echotexture.**

No focal lesion is seen.

PV and CBD are normal.

No dilatation of the intrahepatic billiary radicals.

Gall bladder is well distended. No evidence of calculus. Wall thickness appears normal. No evidence of peri-GB collection. No evidence of focal lesion is seen.

Pancreas appears normal in echopattern. No focal/mass lesion/calcification. No evidence of peripancreatic free fluid or collection. Pancreatic duct appears normal.

Spleen appears normal. No focal lesion seen. Splenic vein appears normal.

Right Kidney is - 12.0 x 5.4 cm. **Left Kidney is** - 11.8 x 6.1 cm.

Both Kidneys are normal in size and echotexture.

The cortico medullary differentiation is maintained bilaterally.

No evidence of calculus / hydronephrosis seen on either side.

Urinary bladder is normal. No evidence of filling defect or mass effect. The wall thickness is normal.

Prostate is normal in size and echotexture. No evidence of calcification seen.

No obvious free fluid or lymphadenopathy is noted in the abdomen .

IMPRESSION :


- **Grade I fatty liver.**
- **No other significant abnormality seen.**

Patient Name : Mr. PRITAM SHINDE

Age/Gender : 51 Y/M

Suggest – clinical correlation.

(The sonography findings should always be considered in correlation with the clinical and other investigation finding where applicable.) It is only a professional opinion, not valid for medico legal purpose.



Dr. SUHAS SANJEEV KATHURIA
MBBS,DMRE, RADIOLOGY
Radiology

Name: Mr. PRITAM SHINDE
Age/Gender: 51 Y/M
Address: F NO 108 ROHIT PALM SOC, SOUTH WING, RAHATANI, PUNE
Location: PUNE, MAHARASHTRA
Doctor:
Department: GENERAL
Rate Plan: AUNDH_06042023
Sponsor: ARCOFEMI HEALTHCARE LIMITED
Consulting Doctor: Dr. BALKRISHNA SURYAKANTRAO RANGDAL

MR No: CAUN.0000069105
Visit ID: CAUNOPV154115
Visit Date: 18-05-2023 09:43
Discharge Date:
Referred By: SELF

Doctor's Signature

Name: Mr. PRITAM SHINDE
Age/Gender: 51 Y/M
Address: F NO 108 ROHIT PALM SOC, SOUTH WING, RAHATANI, PUNE
Location: PUNE, MAHARASHTRA
Doctor:
Department: GENERAL
Rate Plan: AUNDH_06042023
Sponsor: ARCOFEMI HEALTHCARE LIMITED
Consulting Doctor: Dr. PRACHEE HENDRE

MR No: CAUN.0000069105
Visit ID: CAUNOPV154115
Visit Date: 18-05-2023 09:43
Discharge Date:
Referred By: SELF

HT-CHIEF COMPLAINTS AND PRESENT KNOWN ILLNESS

SYSTEMIC REVIEW

HT-HISTORY

PHYSICAL EXAMINATION

SYSTEMIC EXAMINATION

IMPRESSION

RECOMMENDATION

Doctor's Signature

Name: Mr. PRITAM SHINDE
Age/Gender: 51 Y/M
Address: F NO 108 ROHIT PALM SOC, SOUTH WING, RAHATANI, PUNE
Location: PUNE, MAHARASHTRA
Doctor:
Department: GENERAL
Rate Plan: AUNDH_06042023
Sponsor: ARCOFEMI HEALTHCARE LIMITED
Consulting Doctor: Dr. PRADNYA NIKAM

MR No: CAUN.0000069105
Visit ID: CAUNOPV154115
Visit Date: 18-05-2023 09:43
Discharge Date:
Referred By: SELF

Doctor's Signature

Name: Mr. PRITAM SHINDE
Age/Gender: 51 Y/M
Address: F NO 108 ROHIT PALM SOC, SOUTH WING, RAHATANI, PUNE
Location: PUNE, MAHARASHTRA
Doctor:
Department: GENERAL
Rate Plan: AUNDH_06042023
Sponsor: ARCOFEMI HEALTHCARE LIMITED
Consulting Doctor: Dr. RISHIKA GHAWAT

MR No: CAUN.0000069105
Visit ID: CAUNOPV154115
Visit Date: 18-05-2023 09:43
Discharge Date:
Referred By: SELF

HT-CHIEF COMPLAINTS AND PRESENT KNOWN ILLNESS

SYSTEMIC REVIEW

HT-HISTORY

PHYSICAL EXAMINATION

SYSTEMIC EXAMINATION

IMPRESSION

RECOMMENDATION

Doctor's Signature

Established Patient: No

Vitals

Date	Pulse (Beats/min)	B.P (mmHg)	Resp (Rate/min)	Temp (F)	Height (cms)	Weight (Kgs)	Body Fat Percentage (%)	Visceral Fat Level (%)	Body Age (Years)	BMI	Waist Circum (cms)	Hip (cms)	Waist (cms)	Waist & Hip Ratio	User
18-05-2023 17:45	80 Beats/min	130/90 mmHg	16 Rate/min	97 F	177 cms	96 Kgs	%	%	Years	30.64	105 cms	118 cms	cms		AHLL09208

Established Patient: No

Vitals

Date	Pulse (Beats/min)	B.P (mmHg)	Resp (Rate/min)	Temp (F)	Height (cms)	Weight (Kgs)	Body Fat Percentage (%)	Visceral Fat Level (%)	Body Age (Years)	BMI	Waist Circum (cms)	Hip (cms)	Waist (cms)	Waist & Hip Ratio	User
18-05-2023 17:45	80 Beats/min	130/90 mmHg	16 Rate/min	97 F	177 cms	96 Kgs	%	%	Years	30.64	105 cms	118 cms	cms		AHLL09208

Established Patient: No

Vitals

Date	Pulse (Beats/min)	B.P (mmHg)	Resp (Rate/min)	Temp (F)	Height (cms)	Weight (Kgs)	Body Fat Percentage (%)	Visceral Fat Level (%)	Body Age (Years)	BMI	Waist Circum (cms)	Hip (cms)	Waist (cms)	Waist & Hip Ratio	User
18-05-2023 17:45	80 Beats/min	130/90 mmHg	16 Rate/min	97 F	177 cms	96 Kgs	%	%	Years	30.64	105 cms	118 cms	cms		AHLL09208

Established Patient: No

Vitals

Date	Pulse (Beats/min)	B.P (mmHg)	Resp (Rate/min)	Temp (F)	Height (cms)	Weight (Kgs)	Body Fat Percentage (%)	Visceral Fat Level (%)	Body Age (Years)	BMI	Waist Circum (cms)	Hip (cms)	Waist (cms)	Waist & Hip Ratio	User
18-05-2023 17:45	80 Beats/min	130/90 mmHg	16 Rate/min	97 F	177 cms	96 Kgs	%	%	Years	30.64	105 cms	118 cms	cms		AHLL09208

Dr. Divyanshu Agrawal
PT (new)

PHYSIOTHERAPY SCREENING FORM

Date 18/05/23

1. ABOUT YOU

Name Poitan Shinde
Age 51Y Gender M F Other
Occupation
• Desk Work Wansheel
• Active / On the Move
• Stay-at-home Parent
• Retired
Mobile Number _____
Email _____

2. PAIN HISTORY

Have you undergone physiotherapy any time in the past?
Yes No
Have you recently felt any physical pain or discomfort? (in the last 3 months)
Yes No

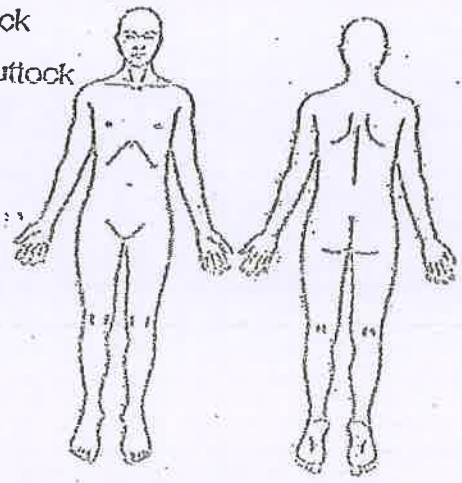
If yes, please fill the next section.

FOR OFFICE USE: If any answer is "Yes", please refer to Physiotherapist for review.

3. PAIN INFORMATION

Indicate your area of pain:

- Neck
- Upper / Mid-Back
- Lower Back / Buttock
- Elbow
- Wrist / Hand
- Ankle / Foot
- Shoulder
- Hip
- Knee
- Legs




For how long have you had this pain?

How will you rate your pain level on a scale of 1 to 10? (Circle your pain level)

1 2 3 4 5 6 7 8 9 10
Least painful Most painful

What treatment are you undergoing for the same?



Date : 18-05-2023
MR NO : CAUN.0000069105

Department : GENERAL
Doctor :

Name : Mr. PRITAM SHINDE

Registration No :

Age/ Gender : 51 Y / Male

Qualification :

Consultation Timing: 09:43

Height	177
Waight	96
BP	130/90
Pulse	80
Waist	105
Hie	118

Date

MR No

Name

Age

Consultation Timing

Date

MR No

Name

Age

Consultation Timing

Date

MR No

Name

Age

Consultation Timing

Date

MR No

Name

Age

Patient Name : Pritam Shinde
 AGE/Sex : 51 / M

Date : 18.08.23
 UHID/ MR NO : 069105

	RIGHT EYE	LEFT EYE
FAR VISION	\bar{C} VA 6/12	\bar{C} VA 6/12
NEAR VISION	\bar{C} N16 Glasses	\bar{C} N16 Glasses
ANTERIOR SEGMENT PUPIL	MD	MD
COLOUR VISION	(N)	(N)
FAMILY / MEDICAL HISTORY	—	—

Impression: WNL

Optometrist:-
Mr. Ritesh Sutnase

Apollo Health and Lifestyle Limited

(CIN - U85110TG2000PLC115819)

Regd. Office: 1-10-60/62, Ashoka Raghupathi Chambers, 5th Floor, Begumpet, Hyderabad, Telangana - 500 016.

Ph No: 040-4904 7777, Fax No: 4904 7744 | Email ID: enquiry@apollohl.com | www.apollohl.com

APOLLO CLINICS NETWORK MAHARASHTRA

Pune (Aundh | Kharadi | Nigdi Pradhikaran | Viman Nagar | Wanowrie)

Online appointments: www.apolloclinic.com

TO BOOK AN APPOINTMENT

 1860 500 7788



भारतीय विशिष्ट पहचान प्राधिकरण

Unique Identification Authority of India



Pritam Sadashiv Shinde
जन्म तारीख/DOB: 20/05/1971
पुरुष/ MALE
Mobile No. 9309136027

2665 5028 0832

VID: 9142825615469539

मेरा आधार, मेरी पहचान

Thanks & Regards,

Sanjeev kumar | Apollo Clinics | Pan India Toll No: 1860 500 7788 | Contact E-Mail: corporate@apolloclinic.com | www.apolloclinic.com |

From: Wellness : Mediwheel : New Delhi <wellness@mediwheel.in>
Sent: 17 May 2023 16:15
To: Corporate Apollo Clinic <corporate@apolloclinic.com>
Cc: Customer Care :Mediwheel : New Delhi <customercare@mediwheel.in>; Network : Mediwheel : New Delhi <network@mediwheel.in>; deepak <deepak.c@apolloclinic.com>; Aundh Apolloclinic <aundh@apolloclinic.com>; DCM Aundh <dcm.aundh@apolloclinic.com>
Subject: Re: Booking appointment No. 02 (Annual)

Dear Team

Please note the following correct package detail of Mrs. Seema Sonawane and confirm the same.

Package Name-Arcofemi MediWheel Full Body Annual Plus Check Advanced Female 2D ECHO

Thanks & Regards
Lav Gupta

Arcofemi Health Care Ltd. | F-701 A, Lado Sarai, Mehrauli | New Delhi – 110 030
M. 8800465156 Email : wellness@mediwheel.in; | Web: www.mediwheel.in

From: Corporate Apollo Clinic <corporate@apolloclinic.com>
Sent: Wednesday, May 17, 2023 4:02 PM
To: Wellness : Mediwheel : New Delhi <wellness@mediwheel.in>
Cc: Customer Care :Mediwheel : New Delhi <customercare@mediwheel.in>; Network : Mediwheel : New Delhi <network@mediwheel.in>; deepak <deepak.c@apolloclinic.com>; Aundh Apolloclinic <aundh@apolloclinic.com>; DCM Aundh <dcm.aundh@apolloclinic.com>
Subject: RE: Booking appointment No. 02 (Annual)

Dear Team,

Greetings from Apollo Clinics,

Please find below appointment status.

CS. No.	Company Name	PACKAGE NAME	Booki NG	EMP-NAME	AGE	GENE R
12	Arcofemi/Mediwheel/MAL E/FEMALE	Arcofemi MediWheel Full Body Health Annual Plus Check Advance Female 2D ECHO (Metro)	NA	Seema Sonawane	45	Fema e
13	Arcofemi/Mediwheel/MAL E/FEMALE	Arcofemi MediWheel Full Body Annual Plus Above 50 Male 2D ECHO (Metro)	NA	Pritam Shinde	52	Male

Thanks & Regards,

PATIENT NAME :- MR.PRITAM SHINDE
REFERRED BY :- ARCOFEMI HEALTHCARE
UHID :- 69105

AGE :-51RS/ M
DATE :- 18.05.2023

2D ECHO CARDIOGRAPHY & COLOR DOPPLER REPORT

- Mitral Valve : Mitral annular calcification with trivial MR.
- Aortic Valve : Normal.
- Tricuspid Valve : Normal.
- Pulmonary Valve : Normal.

RWMA: Absent.

RA : Normal
RV : Normal
IVS : Intact
IAS : Intact
Pericardial effusion : No
IVC : Normal.

AO – 27 mm, LA – 28 mm, LVIDd – 47 mm, LVISd – 33 mm, IVS – 10 mm, PW – 10 mm.

CONCLUSION:

- Normal size cardiac chambers.
- No RWMA.
- Good LV systolic function LVEF-60%.
- Grade I diastolic dysfunction.
- No AR/TR No PAH.
- No e/o clot, thrombus, vegetation or pericardial effusion.

Apollo Clinic - Aundh
Dr. Satyajeet Suryawanshi
DNB (Cardiology)
MNAIMS (CPS)
Reg. No. 2016/05/2798
DR.SATYAJEET SURYAWANSHI
(CONSULTANT CARDIOLOGIST)

P/S : Normal echo does not rule out coronary artery disease.

Apollo Health and Lifestyle Limited

(CIN - U85110TG2000PLC115819)

Regd. Office: 1-10-60/62, Ashoka Raghupathi Chambers, 5th Floor, Begumpet, Hyderabad, Telangana - 500 016.

Ph No: 040 4904 7777, Fax No: 4904 7744 | Email ID: enquiry@apolloclinic.com | www.apolloclinic.com

APOLLO CLINICS NETWORK MAHARASHTRA

Pune (Aundh | Kharadi | Nigdi Pradhikaran | Viman Nagar | Warowrie)

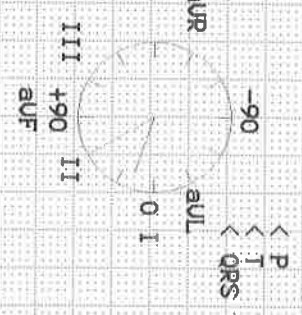
Online appointments: www.apolloclinic.com

TO BOOK AN APPOINTMENT

 **1860 500 7788**

Measurement Results:

QRS	90 ms
QT/QTcB	360 / 437 ms
PR	142 ms
P	114 ms
RP/PP	680 / 680 ms
P/QRS/T	60 / 20 / 60 degrees
QTd/QTcBd	64 / 78 ms
Sokolow	1.0 mV
NK	12



Interpretation:

no significant
 HR 87 bpm
 abnormality

APOLL CLINIC AUNDH
 DR. P. S. CHAWAT
 MBBS

General Physician
 Reg. No. 2011/16537

Unconfirmed report.

