

Test Requested

PP

ਲਾਭ ਚੁੱਕਣ ਲਈ ਸਹਾਈ ਹੋਵੇਗਾ।

- Aadhaar is valid throughout the country
- Aadhaar will be helpful in availing Government and Non-Government services in future.

30180346

Fasting Sample / P  
Site of collection :

Patient's Relevant M

Paid Receipt Number



ਭਾਰਤੀ ਵਿਲੱਖਣ ਪਛਾਣ ਅਥਾਰਿਟੀ  
UNIQUE IDENTIFICATION AUTHORITY OF INDIA

ਪਤਾ:  
W/O ਸੰਜੇ ਕੁਮਾਰ, ਵਾਰਡ ਨੰ 2 ਹ/ਨੋ  
144, ਮੋਹਲਾ ਰਰਾ, ਤੇਹਸਿਲ ਅਤੇ ਜਿਲਾ  
ਪਠਾਨਕੋਟ, ਪਠਾਨਕੋਟ, ਗੁਰਦਾਸਪੁਰ,  
ਪੰਜਾਬ, 145001

Address:  
W/O Sanjay Kumar, WARD  
NO 2 H/NO 144, MOHALA  
RARA, TEHSIL AND  
DISTRICT PATHANKOT,  
Pathankot, Pathankot,  
Gurdaspur, Punjab, 145001

Cardiology Check

ECG

TMT

2D-ECHO

Consultant Check U



1947  
1800 180 1947



help@uidai.gov.in



www.uidai.gov.in



P.O. Box No.1947,  
Bengaluru-560 001

Requested

Done

Requested

Done

X-Ray Chest /



22-Oct-2022 8:17:47 am

Pankaj





## HEALTH CHECK-UP SUMMARY

Name: Pankaj

Date: 22/10/2022

Email ID:

Sex: FEMALE    Age: 42 Years    Contact No: 9638874811    Remarks:

Under-weight	<input type="checkbox"/>
Normal	<input type="checkbox"/>
Over-weight	<input checked="" type="checkbox"/>

i> BMI

Height (in Cm): 152    Weight (in Kg): 60    BMI: 26.

ii> Blood Pressure & Pulse

114/70 mm/hg  
72 min. Regular

If high or low, whether the person is on medication: YES /  NO

iii> Blood Tests & Lung Function Remarks

RS }   
CVS }  
CNS }

If abnormal, whether the person is on medication: YES /  NO

iv> Eye Test Remarks

Eye Test:  G16     G16  
Color Vision:

v> Heart Disease

Whether any specific heart ailment detected (ECG findings):  
Normal

vi> Any other problems needing attention / Overall Assessment :

NO

*Chirag Patel*  
**Dr. Chirag Patel**  
M.B.B.S. G-49432  
Signature of the Doctor

*Pankaj*

**Revival Diagnostic**  
401, Aqua Corridor,  
B/s. Star Bazar, Surat-395009  
Mo. 91062-28601

Laboratory Test Result are Subject to technical limitation and should be clinically correlate for final diagnosis



NAME: Pankaj SEX: F

BIRTHDATE: 24-6-1980 AGE: 42

## DEPARTMENT OF OPHTHALMOLOGY

### EYE TEST:

#### 1. VISION:

RIGHT EYE - 6/6

LEFT EYE - 6/6

#### 2. COLOR VISION:

RIGHT EYE - 15

LEFT EYE - 15

#### 3. FUNDUS:

RIGHT EYE - N

LEFT EYE - N

### REMARKS:

15

Pankaj

Revival Diagnostic

401, Aqua Corridor,

Ophthalmologist/Optomtrist

Mo. 91062-28601

Laboratory Test Result are Subject to technical limitation and should be clinically correlate for final diagnosis

4th Floor, Aqua Corridor, Hazira Road, Adajan Pal, Surat-395009.

0261 2747788, 9825947712 revivaldiagnostics.surat@gmail.com www.revivaldiagnostics.com

This medical report is not intended for medico-legal purposes.





## Dental Assessment Form

NAME Pankaj  
AGE 47

DATE 22/10/22  
SEX F

### \* CHIEF COMPLAINT

A CLINICAL FEATURES :- normal

1 CAVIES :-  
2 MISSING TOOTH :- } 2  
3 MALOCCLUSION :- }  
4 FILLING :- }

B DIAGNOSIS :- 2

C PERSONAL HISTORY :- Hygienic

D PROVISIONAL D/G :- 2

E MEDICAL HISTORY :- NO

F FINAL D/G :- normal

G TREATMENT PLAN :- NO


CLINT SIGN

Pankaj

**Revival Diagnostic**

DOCTOR SIGN  
B/S. Star Bazar 395009  
Mo. 91062-26601

Laboratory Test Result are Subject to technical limitation and should be clinically correlate for final diagnosis



## Gynec consultation

Date: 22/10/2022

Name of Patient: Pamraj ben

Age: 22 y.

C/O: NAD.

M/H - LMP: 19/10/2022, 28-30  
2-3 days. Bleeding normal  
Regular periods.

O/H - AML: 19 years -

I FTND — 17 y. (girl)

I LSCS — 5 y. (boy)

P/H: NAD —

Healthy —

M/H: } Healthy,

F/H: }

P/A: } NAD, soft

L/E: }

P/S: } Not taken, on periods, 4 days.

P/V: }

**Revival Diagnostic**  
Signature of the Doctor  
401, Aqua Corridor,  
B/s. Star Bazar, Surat-395009  
Mo. 91062-28601

 0261 2747788, 9825947712

 4<sup>th</sup> Floor, Aqua Corridor, Hazira Road, Adajan Pal, Surat-395009.

 [revivaldiagnostics.surat@gmail.com](mailto:revivaldiagnostics.surat@gmail.com)

 [www.revivaldiagnostics.com](http://www.revivaldiagnostics.com)





Name	PANKAJ	Age/Gender	42Yrs/Female
Reg No.	2765/22	Receipt No	2470
Referred By	BOB - MEDI WHEEL(PKG10000243)	Mode of Payment	CREDIT
Collection Type	CENTER	Collection DateTime	22-Oct-2022 09:20 AM

### **BLOOD GROUP** - 22102286 Released at 22-Oct-2022 11:55 AM

Parameter	Result	Biological Ref.Range	Method
-Blood Group	"O"		
-Rh Factor	POSITIVE		

### **CBC** - 22102283 Released at 22-Oct-2022 10:13 AM

Parameter	Result	Biological Ref.Range	Method
-Haemoglobin	11.1 gm/dL	L (12 - 16 gm/dL)	Auto
-RBC Count	4.54 mill/cumm	(4.2 - 5.4 mill/cumm)	Auto
-Total WBC Count	4200 /cumm	(4000 - 10000 /cumm)	Auto
-Platelet Count	2.91 lakh/cumm	(1.5 - 4.5 lakh/cumm)	Auto

### **Blood Indices**

-HCT	37.1 %	L (40 - 55 %)	Auto
-MCV	81.7 fl	(80 - 92 fl)	Auto
-MCH	24.3 pg	L (27 - 31 pg)	Auto
-MCHC	29.8 gm/dL	L (32 - 36 gm/dL)	Auto
-RDW	14.5 %	(11 - 15 %)	Auto

### **Diff WBC Count**

-Polymorphs	52 %	(40 - 80 %)	Microscopically
-Lymphocytes	43 %	H (20 - 40 %)	Microscopically
-Eosinophils	03 %	(1 - 6 %)	Microscopically
-Monocytes	02 %	(2 - 7 %)	Microscopically
-Basophils	00 %	(0 - 1 %)	Microscopically
-PLATELET ON SMEAR	Adequate		Microscopically
-MALARIAL PARASITES	Malarial Parasites Not Detected		Microscopically

[Test performed on Fully Automated Hematology Analyzer ERBA H-360]

**Revival Diagnostic**  
401, Aqua Corridor,  
E/s. Star Bazar, Surat-395009  
Mo. 91062-28601

Dr. Mihir Icecreamwala  
M.B.B.S., DPB.(PATH AND BACT)

Laboratory Test Result are Subject to technical limitation and should be clinically correlate for final diagnosis

4th Floor, Aqua Corridor, Hazira Road, Adajan Pal, Surat-395009.

0261 2747788, 9825947712 ✉ revivaldiagnostics.surat@gmail.com 🌐 www.revivaldiagnostics.com

This medical report is not intended for medico-legal purposes.

# REVIVAL DIAGNOSTICS



Name	PANKAJ	Age/Gender	42Yrs/Female
Reg No.	2765/22	Receipt No	2470
Referred By	BOB - MEDI WHEEL(PKG10000243)	Mode of Payment	CREDIT
Collection Type	CENTER	Collection DateTime	22-Oct-2022 09:20 AM

**ESR** - 22102283 Released at 22-Oct-2022 12:05 PM

Parameter	Result	Biological Ref.Range	Method
-E.S.R	07 mm/hr	(3 - 15 mm/hr)	



**Revival Diagnostic**  
401, Aqua Corridor,  
B/s. Star Bazar, Surat-395009.  
Mo. 91062-28601

Dr. Mihir Icecreamwala  
M.B.B.S., DPB.(PATH AND BACT)

Laboratory Test Result are Subject to technical limitation and should be clinically correlate for final diagnosis

📍 4th Floor, Aqua Corridor, Hazira Road, Adajan Pal, Surat-395009.  
☎ 0261 2747788, 9825947712 ✉ revivaldiagnostics.surat@gmail.com 🌐 www.revivaldiagnostics.com  
This medical report is not intended for medico-legal purposes.





Name	PANKAJ	Age/Gender	42Yrs/Female
Reg No.	2765/22	Receipt No	2470
Referred By	BOB - MEDI WHEEL(PKG1000243)	Mode of Payment	CREDIT
Collection Type	CENTER	Collection DateTime	22-Oct-2022 09:20 AM

### FBS & PPBS - 22102284 Released at 22-Oct-2022 01:32 PM

Parameter	Result	Biological Ref.Range	Method
-Fasting Blood Sugar (FBS)	99 mg/dL	70-100 mg/dl Impaired Tolerance:100-125 Diabetes Mellitus:>=126 (On more than one occasion) (American diabetes association guidelines 2022)	
-Fasting Urine Sugar	Absent		
-Fasting Urine Acetone	Absent		
-PPBS	120 mg/dL	(90 - 140 mg/dL)	
-PP2BS URINE SUGAR	Absent		
-PP2BS URINE ACETONE	Absent		

### HBA1C - 22102283 Released at 22-Oct-2022 12:49 PM

Parameter	Result	Biological Ref.Range	Method
-HBA1C	7.0 %	H HbA1C Degree of Glucose Control <5.6 % Non Diabetics 5.7 - 6.4 % Prediabetics > =6.5 % Diabetics (REF:Wallace, 11th Edition ) REMARKS: 6 - 7 % Excellent Control 7 - 8 % Good Control 8 - 10 % Unsatisfactory Control >10 % Poor Control	Boronate Affinity
-Method[]	High Performance Liquid Chromatography (HPLC)		

**Revival Diagnostic**  
401, Aqua Corridor,  
B/s. Star Bazar, Surat-395009.  
Mo. 91062-28601

Dr. Mihir Icecreamwala  
M.B.B.S., DPB.(PATH AND BACT)

Laboratory Test Result are Subject to technical limitation and should be clinically correlate for final diagnosis



Name	<b>PANKAJ</b>	Age/Gender	<b>42Yrs/Female</b>
Reg No.	<b>2765/22</b>	Receipt No	<b>2470</b>
Referred By	<b>BOB - MEDI WHEEL(PKG10000243)</b>	Mode of Payment	<b>CREDIT</b>
Collection Type	<b>CENTER</b>	Collection DateTime	<b>22-Oct-2022 09:20 AM</b>

## LIVER FUNCTION TEST (LFT) - 22102286 Released at 22-Oct-2022 12:49 PM

Parameter	Result	Biological Ref.Range	Method
-Serum Total Bilirubin	0.2 mg/dL	(0 - 1.3 mg/dL)	Diazo
-Serum Direct Bilirubin	0.1 mg/dL	(0 - 0.4 mg/dL)	Diazo
-Serum InDirect Bilirubin	0.1 mg/dL	(0.1 - 1.3 mg/dL)	Calculated
-Total Protein (TP)	6.5 gm/dL	(6.4 - 8.3 gm/dL)	Biuret
-Albumin (ALB)	4.1 gm/dL	(3.5 - 5.2 gm/dL)	BCG
-Globulin	2.4 gm/dL	(2.3 - 3.6 gm/dL)	Calculated
-A/G Ratio	1.71 gm/dL	(1 - 2.3 gm/dL)	Calculated
-SGPT(ALT)	<b>106 U/L</b>	<b>H (5 - 45 U/L)</b>	IFCC, Kinetic without Pyridoxal Phosphate
-SGOT (AST)	<b>67 U/L</b>	<b>H (0 - 35 U/L)</b>	IFCC, Without Pyridoxal Phosphate
-Alkaline Phosph.	128 U/L	(42 - 128 U/L)	ALP-AMP
-GGT	<b>70 U/L</b>	<b>H (5 - 50 U/L)</b>	Glupa-C

[Test performed on Fully Automated Biochemistry Analyzer ERBA EM200]

REVIVAL  
DIAGNOSTICS

**Revival Diagnostic**  
401, Aqua Corridor,  
B/s. Star Bazar, Surat-395009.  
Mo. 91062-28601

**Dr. Mihir Icecreamwala**  
M.B.B.S., DPB.(PATH AND BACT)

Laboratory Test Result are Subject to technical limitation and should be clinically correlate for final diagnosis





Name	PANKAJ	Age/Gender	42Yrs/Female
Reg No.	2765/22	Receipt No	2470
Referred By	BOB - MEDI WHEEL(PKG1000243)	Mode of Payment	CREDIT
Collection Type	CENTER	Collection DateTime	22-Oct-2022 09:20 AM

**Creatinine** - 22102286 Released at 22-Oct-2022 12:50 PM

Parameter	Result	Biological Ref.Range	Method
-Creatinine	0.7 mg/dL	(0.6 - 1.14 mg/dL)	ENZYMATIC

**BUN** - 22102286 Released at 22-Oct-2022 12:50 PM

Parameter	Result	Biological Ref.Range	Method
-Blood Urea Nitrogen (BUN)	16 mg/dL	(6 - 20 mg/dL)	Calculated

**Uric Acid** - 22102282 Released at 22-Oct-2022 12:50 PM

Parameter	Result	Biological Ref.Range	Method
-Uric Acid	6.8 mg/dL	(3.5 - 7.2 mg/dL)	Uricase-POD



Name	<b>PANKAJ</b>	Age/Gender	<b>42Yrs/Female</b>
Reg No.	<b>2765/22</b>	Receipt No	<b>2470</b>
Referred By	<b>BOB - MEDI WHEEL(PKG1000243)</b>	Mode of Payment	<b>CREDIT</b>
Collection Type	<b>CENTER</b>	Collection DateTime	<b>22-Oct-2022 09:20 AM</b>

### Lipid Profile - 22102286 Released at 22-Oct-2022 12:50 PM

Parameter	Result	Biological Ref.Range	Method
-Serum Cholesterol	111 mg/dL	Desirable < 200 mg/dl Borderline High : 200-239 mg/dl High : > 240 mg/dl	CHOD-PAP
-Serum Triglyceride	127 mg/dL	Normal < 150 mg/dl Borderline High : 150 - 159 mg/dl High : 200 - 499 mg/dl Very High : 500 mg/dl	GPO-POD Method
-Serum HDLD(Direct)	52 mg/dL	Normal :> 55 mg/dl Borderline : 35-55 mg/dl Undesirable: < 35 mg/dl	PVS-PEGME Precipitation with CHOD-POD
-Serum VLDL	25 mg/dL	(5 - 30 mg/dL)	Calculated
-Serum LDL(Direct)	34 mg/dL	Optimal:< 100 mg/dl Above Optimal : 100- 129 mg/dl Borderline High : 130-159 mg/dl High : > 160-189mg/dl Very High : >190 mg/dl	Calculated
-Chol/HDL	2.13	Low risk: <3.8 Medium Risk: 3.8 to 5.9 High Risk: > 6	Calculated
-LDL/Chol	3.30	Low risk: <3.55 Medium Risk: 3.55 to 4.0 High Risk: > 6	Calculated

[Test performed on Fully Automated Biochemistry Analyzer ERBA EM200]

**Revival Diagnostic**  
401, Aqua Corridor,  
B/s. Star Bazar, Surat-395009.  
Mo. 91062-28601

Dr. Mihir Icecreamwala  
M.B.B.S., DPB.(PATH AND BACT)

Laboratory Test Result are Subject to technical limitation and should be clinically correlate for final diagnosis

4th Floor, Aqua Corridor, Hazira Road, Adajan Pal, Surat-395009.

0261 2747788, 9825947712 revivaldiagnostics.surat@gmail.com www.revivaldiagnostics.com

This medical report is not intended for medico-legal purposes.





Name	PANKAJ	Age/Gender	42Yrs/Female
Reg No.	2765/22	Receipt No	2470
Referred By	BOB - MEDI WHEEL(PKG1000243)	Mode of Payment	CREDIT
Collection Type	CENTER	Collection DateTime	22-Oct-2022 09:20 AM

**Total T3 T4 TSH** - 22102286 Released at 22-Oct-2022 01:12 PM

Parameter	Result	Biological Ref.Range	Method
-Total T3	1.21 ng/ml	(0.87 - 1.78 ng/ml)	Fluorescence Enzyme Immunoassay
-Total T4	8.41 ug/dl	(4.6 - 11 ug/dl)	Fluorescence Enzyme Immunoassay
-TSH	3.99 uIU/ml	0.50 - 5.50 uIU/ml 5.5 to 15 uIU/ml - Suggested Clinical co-relation or Repeat test with new sample as physiological factors can give falsely high TSH Above 15uIU/ml Hypothyroid PREGNANT WOMEN normal ranges for TSH: 1st Trimester : 0.0878 - 2.8293 uIU/ml 2nd Trimester : 0.1998 - 2.7915 uIU/ml 3rd Trimester : 0.307 - 2.9028 uIU/ml Ref: TIETZ Fundamentals of Clinical Chemistry	Fluorescence Enzyme Immunoassay

[Test performed on Fully Automated Immunology Analyzer Maglumi-600]

**Revival Diagnostic**  
401, Aqua Corridor,  
B/s. Star Bazar, Surat-395009  
Mo. 91062-28601

Dr. Mihir Icecreamwala  
M.B.B.S., DPB.(PATH AND BACT)

Laboratory Test Result are Subject to technical limitation and should be clinically correlate for final diagnosis



Name	PANKAJ	Age/Gender	42Yrs/Female
Reg No.	2765/22	Receipt No	2470
Referred By	BOB - MEDI WHEEL(PKG10000243)	Mode of Payment	CREDIT
Collection Type	CENTER	Collection DateTime	22-Oct-2022 09:20 AM

## Urine Routine & Micro Examination - 22102288 Released at 22-Oct-2022 01:04 PM

Parameter	Result	Biological Ref.Range	Method
<b>Physical Examination</b>			
-Quantity	20		Manual
-Colour	Pale Yellow	Pale Yellow	Manual
-Appearance	Clear	Clear	Manual
-Reaction (pH)	Acidic		Dipstick
-Specific Gravity	1.020		Dipstick
<b>Chemical Examination</b>			
-Proteins.	Absent		Dipstick
-Sugar	Absent		Dipstick
-Acetone.	Absent		Dipstick
-Bile Salts	Absent	Absent	Dipstick
-Bile Pigments	Absent	Absent	Dipstick
-Occult Blood Test (OBT).	Negative		Dipstick
<b>Microscopic Examination</b>			
-Pus Cells	1-2		Microscopically
-Red Blood Cells	Absent		Microscopically
-Epithelial Cells	1-2		Microscopically
-Bacteria.	Absent		Microscopically
-Crystals	Absent	Absent	Microscopically
-Others	NIL	Absent	Microscopic Examination

**Revival Diagnostic**  
401, Aqua Corridor,  
B/s. Star Bazar, Surat-395009.  
Mo. 91062-28601

Dr. Mihir Icecreamwala  
M.B.B.S., DPB.(PATH AND BACT)

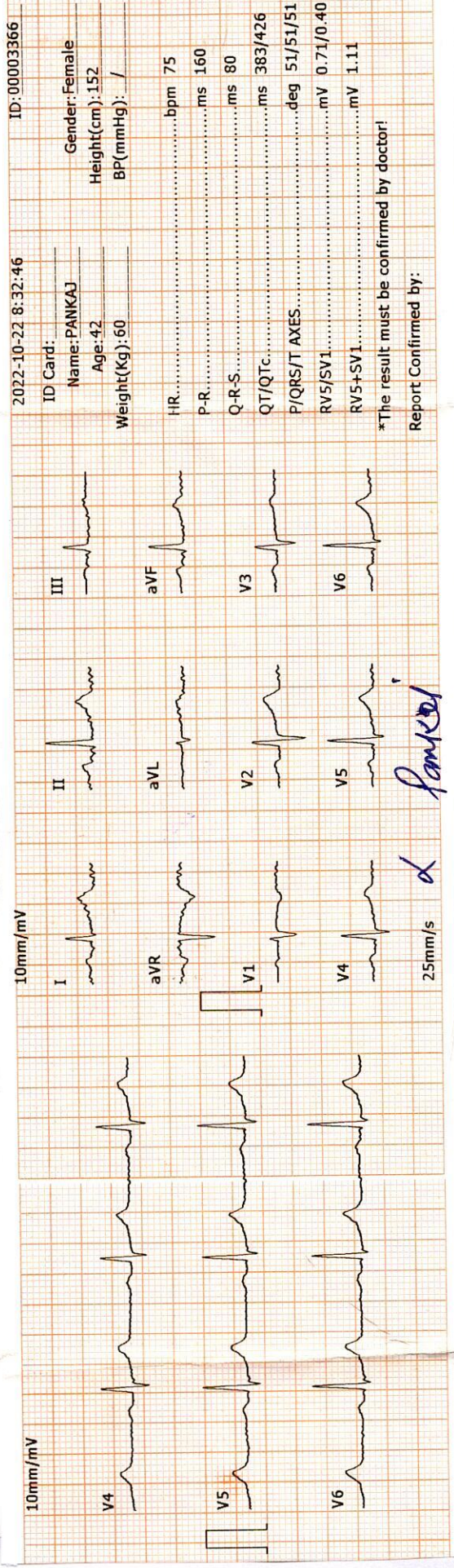
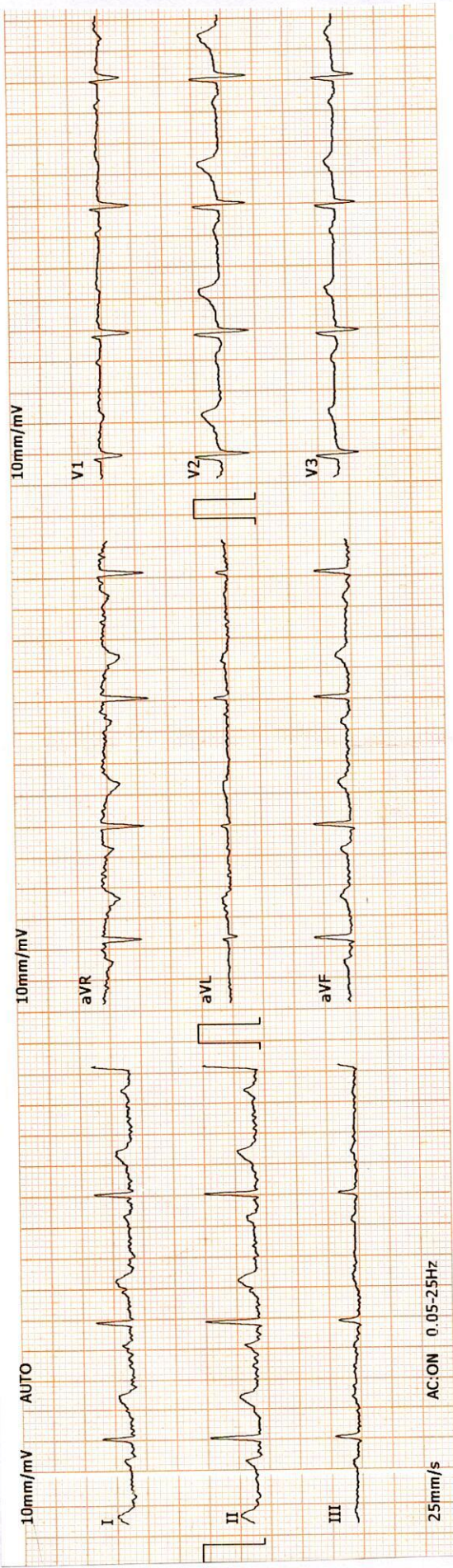
Laboratory Test Result are Subject to technical limitation and should be clinically correlate for final diagnosis

4th Floor, Aqua Corridor, Hazira Road, Adajan Pal, Surat-395009.

0261 2747788, 9825947712 revivaldiagnostics.surat@gmail.com www.revivaldiagnostics.com

This medical report is not intended for medico-legal purposes.





2022-10-22 8:32:46 ID: 00003366

ID Card: Name: PANKAJ Gender: Female  
 Age: 42 Height(cm): 152  
 Weight(Kg): 60 BP(mmHg): /

HR.....bpm 75  
 P-R.....ms 160  
 Q-R-S.....ms 80  
 QT/QTc.....ms 383/426  
 P/QRS/T AXES.....deg 51/51/51  
 RV5/SV1.....mV 0.71/0.40  
 RV5+SV1.....mV 1.11

\*The result must be confirmed by doctor!  
 Report Confirmed by:

**DR. ADITHYAN PATEL**  
 M.B.B.S., F.COARD (MUM)  
 CLINICAL CARDIOLOGIST  
 REG.NO.G-42901

**Revival Diagnostic**  
 401, Aqua Corridor  
 B/s. Star Bazar, Surat-395009  
 No. 97062-26601





# REVIVAL DIAGNOSTICS

Name	<b>PANKAJ</b>	Age/Gender	<b>42Yrs/Female</b>
Reg No.	<b>2765/22</b>	Receipt No	<b>2470</b>
Referred By	<b>BOB - MEDI WHEEL(PKG10000243)</b>	Mode of Payment	<b>CREDIT</b>
Collection Type	<b>CENTER</b>	Collection DateTime	<b>22-Oct-2022 09:20 AM</b>

## ECG

- REPORT :

1. The rhythm is sinus.
2. Heart rate is 75 beats per minute.
3. Normal P,QRS,T wave axis.
4. Normal PR,QRS,Q.T. Duration.
5. No pathological q wave or ST-T changes seen.
6. No evidence of chamber hypertrophy or enlargement seen.

**IMPRESSION : ECG WITHIN NORMAL LIMITS**

Signature

**Revival Diagnostic**  
401, Aqua Corridor,  
B/s. Star Bazar, Surat-395009  
Mo. 91062-23601

**DR. KANTI PATEL**  
M.B.B.S., D. CARD (MUM)  
CLINICAL CARDIOLOGIST  
REG.NO.C-42901



0261 2747788, 9825947712



4<sup>TH</sup> Floor, Aqua Corridor, Hazira Road, Adajan Pal, Surat-395009.



revivaldiagnostics.surat@gmail.com



www.revivaldiagnostics.com

This Medical Report Is Not Intended For Medico-legal Purposes.  
Laboratory Test Results Are Subject To Technical Limitation And Should  
Be Clinically Correlate For Final Diagnosis





Name	<b>PANKAJ</b>	Age/Gender	<b>42Yrs/Female</b>
Reg No.	<b>2765/22</b>	Receipt No	<b>2470</b>
Referred By	<b>BOB - MEDI WHEEL(PKG10000243)</b>	Mode of Payment	<b>CREDIT</b>
Collection Type	<b>CENTER</b>	Collection DateTime	<b>22-Oct-2022 08:55 AM</b>

### CHEST RADIOGRAPH (PA VIEW)

- Hilar shadows are within normal limits.
- Pulmonary vasculature appears normal.
- Cardiac appears normal in size.
- Both dome of the diaphragm are smooth.
- Both costophrenic recesses are clear.
- Both lung fields appear normal.
- Visualized bones and soft tissue shadows appear normal.

IMPRESSION: NORMAL STUDY.

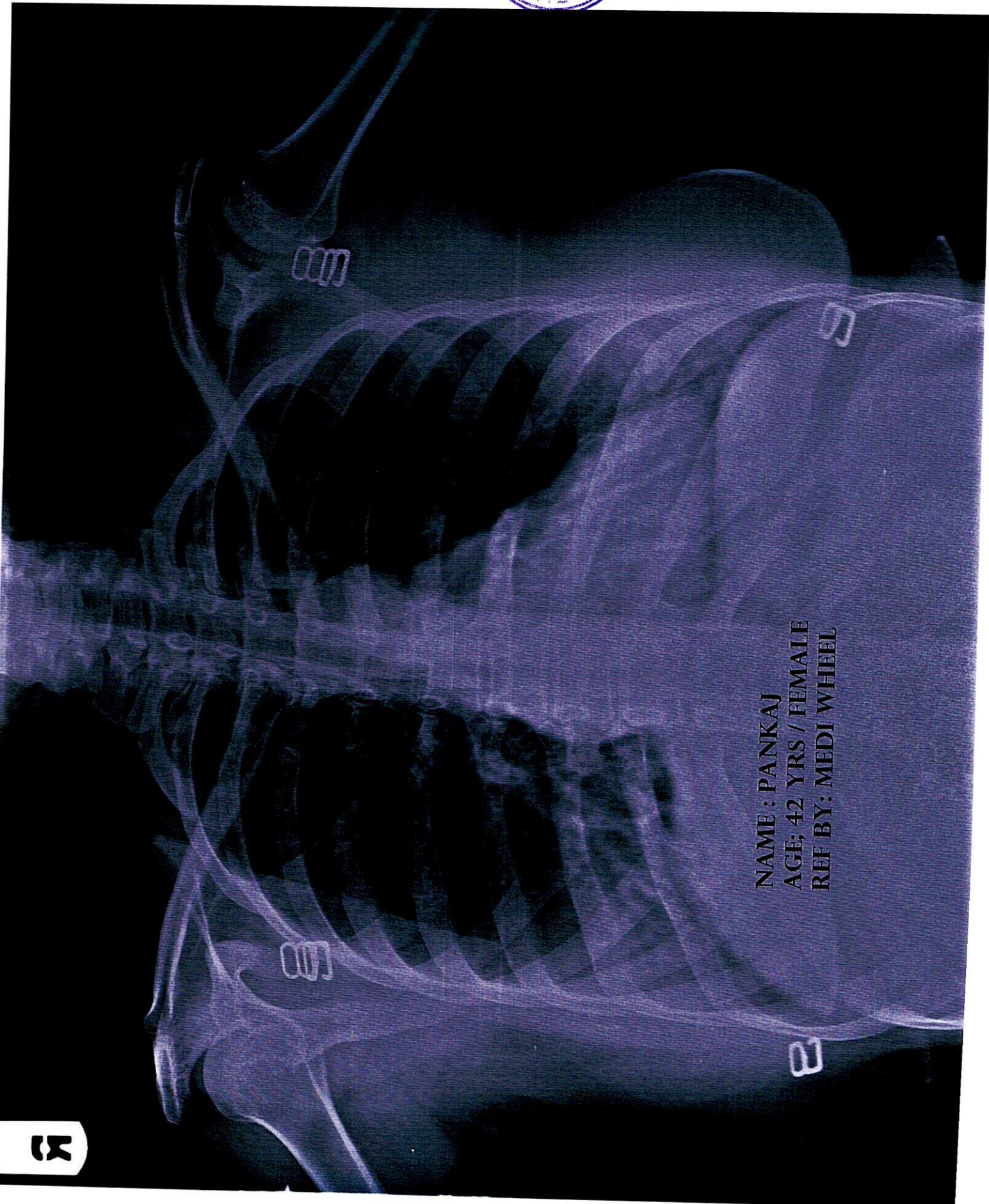
DR. CHIRAG K PATEL  
RADIOLOGIST

REVIVAL  
DIAGNOSTICS

Dr. Chirag K. Patel  
Dr. Chirag K. Patel  
Reg. No. 2765/22  
MBBS-DMPD  
Signature  
Revival Diagnostic  
4th Floor, Aqua Corridor,  
Star Bazar, Hazira Main Road,  
Adajan, Surat-395009.  
Mo. 97266 726683

Laboratory Test Result are Subject to technical limitation and should be clinically correlate for final diagnosis





NAME : PANKAJ  
AGE: 42 YRS / FEMALE  
REF BY: MEDI WHEEL

15





## 2D-ECHOCARDIOGRAPHY & COLOR DOPPLER REPORT

Name:	PANKAJBEN --	Age/Gender	42Yrs /Female
Referred by.	MEDI WHEEL	Date	22/10/2022

VITALS: BP = 114/70mmHg, PULSE =72 bpm, SPO2 =98%

INDICATION: Preventive Health check up


- **CARDIAC CHAMBERS:** Left Ventricle: Normal size, Left Atrium: Normal size.
- No e/o thrombus in LA/LV.
- **Right Atrium:** Normal size. **Right Ventricle:** Normal size,
- **Normal Right Ventricular function.** (TAPSE=20mm)
- **Normal Left Ventricular systolic function. LVEF = 60% ,**  
No regional wall abnormality. No thinning / scarring / dyskinesia of LV wall.
- **No Concentric Left Ventricular Hypertrophy.** (IVSd= 11 mm),
- **LV Compliance :**  
No Left Ventricular Diastolic Dysfunction [LVDD]. No Doppler e/o raised LVEDP.
- **VALVES:**
- Structurally Normal Mitral valve/ Aortic valve/Tricuspid valve/ Pulmonary valve .  
No significant Valvular Stenosis.
- **Doppler findings:** AV max = 1.20 m/s, PV max = 0.9 m/s.  
Trivial Pulmonary Regurgitation, Trivial Tricuspid regurgitation.
- **No Pulmonary Arterial Hypertension.** PASP by TRjet vel.method = 23 mmHg.
- **SEPTAE:** IAS / IVS Appear Intact.
- **IVC :** Normal in dimension and shows good inspiratory 15mm collapse.
- **OTHERS:** No e/o Pericardial effusion / vegetation.

### IMPRESSION:

**NORMAL LV SYSTOLIC FUNCTION, LVEF= 60 %, NO RWMA,  
NO LVH , NO LVDD ,NO TRIVIAL PR/TR, NO PAH.**

### **Revival Diagnostic**

401, Aqua Corridor,  
B/s. Star Bazar, Surat-395009  
Mo. 91062-28601

  
**DR. SUSHIL YADAV**  
CONSULTING & CLINICAL  
CARDIOLOGIST



0261 2747788, 9825947712



4<sup>th</sup> Floor, Aqua Corridor, Hazira Road, Adajan Pal, Surat-395009.



revivaldiagnostics.surat@gmail.com



www.revivaldiagnostics.com



Name	<b>PANKAJ</b>	Age/Gender	<b>42Yrs/Female</b>
Reg No.	<b>2765/22</b>	Receipt No	<b>2470</b>
Referred By	<b>BOB - MEDI WHEEL(PKG10000243)</b>	Mode of Payment	<b>CREDIT</b>
Collection Type	<b>CENTER</b>	Collection DateTime	<b>22-Oct-2022 08:55 AM</b>

## USG OF ABDOMEN & PELVIS

### LIVER:

Liver is normal in size, shape and echotexture.  
No evidence of focal SOL or dilatation of IHBR seen.  
Portahepatis appear normal.

### GALLBLADDER:

Gallbladder is not visualized.

### PANCREAS:

Pancreas appears normal in size, shape and echotexture.  
No e/o focal lesion, mass or changes of pancreatitis seen.

### SPLEEN:

Spleen appears normal in size, shape and echotexture.

### PARAAORTIC REGION:

Aorta grossly appears normal. No e/o paraaortic lymphnodes seen.

### KIDNEYS:

**small right renal calculus - 4 mm**

Both kidneys appear normal in size, shape, position and echotexture.  
Cortex and collecting system of both kidneys appear normal.  
No evidence of calculus or obstructive uropathy on either side.

### URINARY BLADDER:

Bladder is distended and appears normal.  
No calculus, mass lesion or changes of cystitis is seen.

### UTERUS:

Retroverted, Normal in size, shape and echotexture with empty central uterine cavity.  
Cervix appears normal.  
No e/o focal SOL. Endometrial thickness is normal.

### OVARIES:

Both adnexal region appear normal.  
No e/o adnexal mass lesion seen on either side.  
No evidence of free fluid seen in pelvis.

### COMMENTS:

**small right renal calculus**

**Dr. Chirag K. Patel**  
MBBS-DMPD  
Reg. No. G-23509  
Revival Diagnostic  
4th Floor, Aqua Corridor,  
Nr. Star Bazar, Hazira Main Road,  
Adajan, Surat-395009.  
Mo. 97266 726583  
*Chirag K. Patel*  
Radiologist

Laboratory Test Result are Subject to technical limitation and should be clinically correlate for final diagnosis





Name	<b>PANKAJ</b>	Age/Gender	<b>42Yrs/Female</b>
Reg No.	<b>2765/22</b>	Receipt No	<b>2470</b>
Referred By	<b>BOB - MEDI WHEEL(PKG10000243)</b>	Mode of Payment	<b>CREDIT</b>
Collection Type	<b>CENTER</b>	Collection DateTime	<b>22-Oct-2022 08:55 AM</b>

## SONOMAMMOGRAPHY OF BOTH BREASTS

**TECHNIQUE-** USG of both breast done by using 10 MHz high frequency.

### FINDINGS -

#### RT BREAST:

On USG

Right breast shows normal parenchymal pattern.  
No e/o skin thickening, nipple retraction, microcalcification.  
No e/o focal SOL, architectural distortion.  
No e/o lymphadenopathy is noted in right axillary region.

#### LT BREAST:

On USG

Left breast shows normal parenchymal pattern.  
No e/o skin thickening, nipple retraction, microcalcification.  
No e/o focal SOL, architectural distortion.  
No e/o lymphadenopathy is noted in left axillary region.

**COMMENT** – Findings suggest ,

Right breast - Normal

Left breast - Normal

**Dr. Chirag K. Patel**  
MBBS-DMPD  
Reg. No. G-23509  
Revival Diagnostics  
4th Floor, Hazira Road,  
Nr. Star Bus Stand, Adajan,  
Adajan, Surat-395009.  
Mo. 97265 726583  
Signature

Laboratory Test Result are Subject to technical limitation and should be clinically correlate for final diagnosis

📍 4th Floor, Aqua Corridor, Hazira Road, Adajan Paal, Surat-395009.

☎ 0261 2747788

✉ revivaldiagnostics.surat@gmail.com

🌐 www.revivaldiagnostics.com

This medical report is not intended for medico-legal purposes.

Test Reqt



ਤੁਹਾਡਾ ਆਧਾਰ ਨੰਬਰ / Your Aadhaar No. :

**4649 3298 2485**

**ਆਧਾਰ - ਆਮ ਆਦਮੀ ਦਾ ਅਧਿਕਾਰ**

Fasting San  
Site of colle

Patient's Re

Paid Receipt



**ਭਾਰਤ ਸਰਕਾਰ**  
**GOVERNMENT OF INDIA**



ਪੰਕਜ

Pankaj

ਜਨਮ ਦਾ ਸਾਲ / Year of Birth : 1980

ਇਸਤਰੀ / Female



**4649 3298 2485**

**ਆਧਾਰ - ਆਮ ਆਦਮੀ ਦਾ ਅਧਿਕਾਰ**

Cardiolog

ECG

TMT

2D-ECHO

Consultan

Physician

Ophthalmology

Requested

Test

Request

USG