

R

NAME : MANISH KUMAR SHARMA
AGE : 33 YRS / MALE
REF BY: MEDI WHEEL





NAME	MANISHKUMAR SHARMA	REPORTING DATE	25/Sep/2021
REF BY	MEDI WHEEL	AGE / SEX	33 YRS. / M

CHEST RADIOGRAPH-PA VIEW

Hilar shadows are within normal limits.

Pulmonary vasculature appears normal.

Cardia appears normal in size..

Both domesh of the diaphragm are smooth.

Both costophrenic recesses are clear.

Both lung fields appear normal.

Visualized bones and soft tissue shadows appear normal.

IMPRESSION:

NORMAL STUDY

Dr. Chirag K. Patel

MBBS-DMPD

Reg. No. G-23509

DR. CHIRAG K. PATEL
Revival Diagnostic
RADIOLOGIST

4th Floor, Aqua Corridor,

Nr. Star Bazar, Hazira Main Road,
Adajan, Surat-395009.

Mo. 97266 726683

Laboratory Test Result are Subject to technical limitation and should be clinically correlate for final diagnosis

📍 4th Floor, Aqua Corridor, Hazira Road, Adajan Paal, Surat-395009.

☎ 0261 2747788

✉ revivaldiagnostics.surat@gmail.com

🌐 www.revivaldiagnostics.com

This medical report is not intended for medico-legal purposes.



Manish Kumar
25 Sep 2021 8:36:27 am

any other
pandemic.

STAFF SIGN : _____

TESTS:

BLOOD		URINE	
	0		0
X-RAY		USG	
	0		0

आयकर विभाग
INCOME TAX DEPARTMENT
MANISH KUMAR
UMESH PRASAD SHARMA

20/04/1988
Permanent Account Number
DRCPK8079P

Manish K.
Signature

भारत सरकार
GOVT. OF INDIA



21052015

EMAIL: rediusdiagnostics@gmail.com

PHY/ MER	0	EYE	0
AUDIO		DIET	

CONT

REVIVAL DIAGNOSTICS



HEALTH CHECK-UP SUMMARY

Name: Mamish Kumar

Date: 25-09-2021

Email ID: _____

Sex: male Age: 34 Years Contact No: 983535529 Remarks:

Under-weight	-
Normal	-
Over-weight	✓

i> BMI

Height (in Cm): <u>177</u>	Weight (in Kg): <u>52</u>	BMI: <u>26.02</u>
Hip (in Cm): <u>96</u>	Waist (in Cm): <u>107</u>	Hip to Waist Ratio: <u>0.89</u>

ii> Blood Pressure & Pulse

130/80 mmHg
78/min

- thyroid (2M)
- tab. thyroxine

If high or low, whether the person is on medication: YES / NO

iii> Blood Tests & Lung Function Remarks

all

If abnormal, whether the person is on medication: YES / NO

iv> Eye Test Remarks

Eye Sight:	<u>normal</u>	<u>6/6</u>
Color Vision:	<u>normal</u>	<u>6/6</u>

v> Heart Disease

Whether any specific heart ailment detected (ECG findings):
- no -
ECG - NSR

vi> Any other problems needing attention / Overall Assessment:

- no -

Mamish Kumar

Revival Diagnostic

401, Aqua Corridor,
B/s. Star Bazar, Surat-395009
Mo. 91062-28601

C.B. Patel
Signature of the Doctor
Dr. Chirag Patel
M.B.B.S. G-49432

Laboratory Test Result are Subject to technical limitation and should be clinically correlate for final diagnosis



NAME: Manish Kumar SEX: male
BIRTHDATE: 20-04-1988 AGE: 34

DEPARTMENT OF OPHTHALMOLOGY

EYE TEST:

1. VISION:

RIGHT EYE - normal 6/6
LEFT EYE - normal 6/6

2. COLOR VISION:

RIGHT EYE - normal 6/6
LEFT EYE - normal 6/6

3. FUNDUS:

RIGHT EYE - normal 6/6
LEFT EYE - normal 6/6

REMARKS:

Manish

Revival Diagnostic

401, Aqua Corridor,
B/s. Star Bazar, surat-395009
Mo. 91062-28601

Ophthalmologist/Optomestrist

Laboratory Test Result are Subject to technical limitation and should be clinically correlate for final diagnosis

4th Floor, Aqua Corridor, Hazira Road, Adajan Paal, Surat-395009.

0261 2747788

revivaldiagnostics.surat@gmail.com

www.revivaldiagnostics.com

This medical report is not intended for medico-legal purposes.



Name : MANISH KUMAR SHARMA
Age/Sex : 33 Yrs. Male
UHID : 11943
Ref. By Dr. : MEDI WHEEL


Date : 25-Sep-2021 8:45 am
Receipt No : 5456

CBC HAEMOGRAM

PARAMETER	RESULT	UNITS	NORMAL RANGE
Hemoglobin	: 15.2	gm/dL	13.5-18.0
RBC Count	: 5.65	m/c.mm.	4.5-6.5
WBC Count	: 7500	c. mm.	4,000 - 10,000
Platelet Count	: 2.70	c. mm.	1.5 Lac - 4.5 Lac
Blood Indices			
Hematocrit (PCV)	: 49.2	%	39-54 %
MCV	: 87.1	fl	75-96
MCH	: 26.9	pg	27-32
MCHC	: 30.9	g/dL	30-36
RDW	: 14.0	%	11- 16
ESR (WINTORBE)	: 09	mm./hr.	0-20
DIFF WBC Count			
Neutrophils	: 56	%	40-75
Lymphocytes	: 39	%	20-50
Eosinophils	: 03	%	1-6
Monocytes	: 02	%	2-10
Basophils	: 00	%	0-5
Band Form	: 00	%	0-5
Smear Study			
Platelets in Smear	: Adequate		
Malarial Parasites	: Malarial Parasites Not Detected		
Blood Group	: "B"		
RH Factor	: Positive		

Lab Technician/Technologist
Zarna K Gandhi (Msc. Biotech)

Revival Diagnostic
401, Aqua Corridor,
B/s. Star Bazar, Surat-395009
Mo. 91062-28601


Pathologist
Dr. Mihir Icecreamwala

Operator Name: Zarna Gandhi Print Date & Time: 25 Sep 2021 12:43:00PM
Laboratory Test Result are Subject to technical limitation and should be clinically correlate for final diagnosis

REVIVAL DIAGNOSTICS



Name : MANISH KUMAR SHARMA
Age/Sex : 33 Yrs./Male
UHID : 11943
Ref. By Dr. : MEDI WHEEL


Date : 25-Sep-2021 8:45 am
Rec. No : 5456

BIOCHEMISTRY

TEST	RESULTS	Unit	REFERENCE RANGE
GGT	: 39	U/L	5 - 50 U/L
SGOT	: 24	U/L	0 - 50 U/L
SGPT	: 22	U/L	0 - 50 U/L
Alkaline Phosphatase	: 93	IU/l	38 - 126 IU/l
Total Bilirubin	: 1.1	mg/dl	0.2 - 1.2 mg/dl
Direct Bilirubin	: 0.4	mg/dl	0.1 - 0.4 mg/dl
Indirect Bilirubin	: 0.7	mg/dl	0.1 - 0.8 mg/dl
Blood Urea Nitrogen (BUN)	: 12	mg/dl	9 - 20 mg/dl
Creatinine	: 1.1	mg/dl	0.5 - 1.5 mg/dl
Uric Acid	: 8.0	mg/dl	4 - 8.5 mg/dl
Blood Sugar - F	: 87	mg/dL	70 - 110 mg/dL
Urine Sugar - F	: Absent		
Urine Ketone - F	: Absent		
Blood Sugar- PP	: 103	mg/dL	80 - 140 mg/dL
Urine Sugar - PP	: Absent		
Urine Ketone - PP	: Absent		
Total Protein	: 6.9	gm/dl	6.3 - 8.2 gm/dl
S.Albumin	: 4.0	gm/dl	3.7 - 5.3 gm/dl
Globulin	: 2.9	gm/dl	2.4 - 3.2 gm/dl

Lab Technician/Technologist
Zarna K Gandhi (Msc. Biotech)

Revival Diagnostic
401, Aqua Corridor,
B/s. Star Bazar, Surat-395009
Mo. 91062-28601


Pathologist
Dr. Mihir Icecreamwala

Operator Name : Zarna Gandhi

Print Date & Time : 25-Sep-2021

Laboratory Test Result are Subject to technical limitation and should be clinically correlate for final diagnosis

📍 4th Floor, Aqua Corridor, Hazira Road, Adajan Paal, Surat-395009.
☎ 0261 2747788 ✉ revivaldiagnostics.surat@gmail.com 🌐 www.revivaldiagnostics.com

This medical report is not intended for medico-legal purposes.

REVIVAL DIAGNOSTICS



A/G Ratio

: 1.38

gm/dl

1 - 2.3 gm/dl



Revival Diagnostic

401, Aqua Corridor,
B/s. Star Bazar, Surat-395009
Mo, 91062-28601

Lab Technician/Technologist
Zarna K Gandhi (Msc. Biotech)


Pathologist
Dr. Mihir Icecreamwala

Operator Name : Zarna Gandhi

Print Date & Time : 25-Sep-2021

Laboratory Test Result are Subject to technical limitation and should be clinically correlate for final diagnosis

📍 4th Floor, Aqua Corridor, Hazira Road, Adajan Paal, Surat-395009.

☎ 0261 2747788

✉ revivaldiagnostics.surat@gmail.com

🌐 www.revivaldiagnostics.com

This medical report is not intended for medico-legal purposes.



Name : MANISH KUMAR SHARMA

Date : 25-Sep-2021

Age/Sex : 33 Yrs. Male

08:45:11AM

Receipt No : 5456

UHID : 11943

Ref. By Dr. : MEDI WHEEL

REPORT OF SERUM LIPID PROFILE

Test	Result	Reference Range
Serum Cholesterol	235	Normal : Less than 200 mg / dl
		Borderline : 200 to 239 mg / dl
		Undesirable : More than 240 mg / dl
Serum Triglyceride	111	Normal : Less than 150 mg / dl
		Borderline High : 150 to 199 mg / dl
		High : 200 - 499 mg / dl
		Very High : More than 500 mg / dl
Serum HDL - Cholesterol (Good Cholesterol)	49	Desirable : More than 55 mg / dl
		Borderline : 35 to 55 mg / dl
		Undesirable : Less than 35 mg / dl
Serum LDL - Cholesterol (Bad Cholesterol)	163.8	Optimal : Less than 100 mg / dl
		Above Optimal : 100 - 129 mg / dl
		Borderline High : 130 to 159 mg / dl
		High : 160 to 189 mg / dl
VLDL	22.2	Normal : 5 to 30 mg / dl
Chol. / HDL - Chol. Ratio	4.8	Low Risk : Less than 3.8
		Vedium Risk : 3.8 to 5.9
		High Risk : More than 6
LDL / HDL - Chol. Ratio	3.34	Low Risk : Less than 3.55
		Medium Risk : 3.55 - 4
		High Risk : More than 6

Revival Diagnostic
401, Aqua Corridor,
B/s. Star Bazar, Surat-395009
Mo. 91062-286149

Lab Technician/Technologist
Zarna K Gandhi (Msc. Biotech)

Pathologist
Dr. Mihir Icecreamwala

Operator Name: Zarna Gandhi

PrintDate & Time: 25-Sep-2021 12:40:00PM

Laboratory Test Result are Subject to technical limitation and should be clinically correlate for final diagnosis

4th Floor, Aqua Corridor, Hazira Road, Adajan Paal, Surat-395009.

☎ 0261 2747788

✉ revivaldiagnostics.surat@gmail.com

🌐 www.revivaldiagnostics.com

This medical report is not intended for medico-legal purposes.



Name : MANISH KUMAR SHARMA
Age/Sex : 33 Yrs. / Male
UHID : 11943
Ref. By Dr. : MEDI WHEEL

Date : 25-Sep-2021 8:45 am
Receipt No : 5456

ROUTINE URINE EXAMINATION REPORT

PHYSICAL EXAMINATION :

Quantity : 30 ml
Colour : Pale Yellow
Appearance : Clear
Reaction : Acidic
Specific Gravity : 1.010

CHEMICAL EXAMINATION :


Proteins : Absent
Sugar : Absent
Acetone : Absent
Bile Salts : Absent
Bile Pigments : Absent
Urobilinogen : Normal
O.B.T. : Negative

MICROSCOPIC EXAMINATION :

Pus Cells : 1-2/hpf.
R. B. C. : Absent
Epithelial Cells : 1-2/hpf.
Bacteria : Absent
Casts : Absent
Crystals : Absent
Yeast cell : Absent
Mucus : Absent
Other Findings : NIL

Revival Diagnostic
401, Aqua Corridor,
B/s. Star Bazar, Surat-395009
Mo. 91062-28601

Lab Technician/Technologist
Zarna K Gandhi (Msc. Biotech)


Pathologist
Dr. Mihir Icecreamwala

Laboratory Test Result are Subject to technical limitation and should be clinically correlate for final diagnosis
Operator Name: Zarna Gandhi PrintDate & Time: 25-Sep-2021 12:43:00PM

📍 4th Floor, Aqua Corridor, Hazira Road, Adajan Paal, Surat-395009.
☎ 0261 2747788 ✉ revivaldiagnostics.surat@gmail.com 🌐 www.revivaldiagnostics.com

This medical report is not intended for medico-legal purposes.



Name : MANISH KUMAR SHARMA

Date : 25-Sep-2021

Age/Sex : 33 Yrs. Male

Receipt No : 5456

UHID : 11943

Ref. By Dr. : MEDI WHEEL

REPORT OF GLYCOSYLATED HEMOGLOBIN [HbA1C]

Parameter	Result	Unit	Biological Reference Interval
Hemoglobin A1C(HbA1C)	5.2	%	HbA1C Degree of Glucose Control

< 5.6 % Non Diabetics
5.7 - 6.4 % Prediabetics
> = 6.5 % Diabetics

(REF : Wallace, 11th Edition)

REMARKS:

6 - 7 % Excellent Control
7 - 8 % Good Control
8 -10 % Unsatisfactory Control
> 10 % Poor Control

Method : High performance liquid chromatography (HPLC)

MEAN BLOOD GLUCOSE OVER THE PAST 60 DAYS FROM THE HbA1C RESULT : 000 mg/dl

Remarks : GHb test is useful for the long term control and monitoring of diabetes mellitus since it reflects the integration of blood glucose levels during past 4-8 weeks.

Revival Diagnostic
401, Aqua Corridor,
B/s. Star Bazar, Surat-395009
Mo. 91062-28601

Lab Technician/Technologist
Zarna K Gandhi (Msc. Biotech)
Operator Name : Zarna Gandhi


Pathologist
Dr. Mihir Icecreamwala
Print Date & Time : 25-Sep-2021 12:40:00PM

Laboratory Test Result are Subject to technical limitation and should be clinically correlate for final diagnosis



Name : MANISH KUMAR SHARMA
Age/Sex : 33 Yrs. Male
UHID : 11943
Ref. By Dr. : MEDI WHEEL

Date : 25-Sep-2021
Receipt No : 5456
Sample Received On :25-Sep-21 8:45 am

REPORT OF TUMOR MARKERS

Test	Result	Normal Range
PROSTATE SPECIFIC ANTIGEN (PSA)	0.34 ng/ml	[0.0 - 2.5 ng/ml] 40 - 49 Years [0.0 - 3.5 ng/ml] 50 - 59 Years [0.0 - 4.5 ng/ml] 60 - 69 Years [0.0 - 5.5 ng/ml] 70 - 79 Years

Revival Diagnostic
401, Aqua Corridor,
B/s. Star Bazar, Surat-395009
Mo. 91062-28601

Lab Technician/Technologist
Zarna K Gandhi (Msc. Biotech)
Operator Name: Zarna Gandhi


Pathologist
Dr. Mihir Icecreamwala
PrintDate & Time: 25-Sep-2021

Method: - Test performed on Automated Chemiluminescence Assay [COBAS E411, ROCHE]
Corrobrative clinicopathologic correlation is essential for final diagnosis. Test reports are subjected to technical limitation and should be clinically co-related. Laboratory may be contacted if required.

Laboratory Test Result are Subject to technical limitation and should be clinically correlate for final diagnosis



Name : MANISH KUMAR SHARMA

Date : 25-Sep-2021 8:45
am

Age/Sex : 33 Yrs. Male
UHID : 11943

Receipt No : 5456

Ref. By Dr. : MEDI WHEEL

THYROID TEST

TEST	RESULT	NORMAL RANGE
T3	1.1	0.87 - 1.78 ng/ml
T4	4.67	4.60 - 13.5 ug/dl
TSH	5.43	0.50 - 5.50 uIU/ml 5.5 to 15 uIU/ml - Suggested Clinical co-relation Or Repeat test with new sample as physiological factors can give falsely high TSH Above 15uIU/ml Hypothyroid

PREGNANT WOMEN normal ranges for TSH:
1st Trimester :0.0878 - 2.8293 uIU/ml
2nd Trimester :0.1998 - 2.7915 uIU/ml
3rd Trimester :0.307 - 2.9028 uIU/ml
Ref:TIETZ Fundamentals of Clinical Chemistry.

Revival Diagnostic
401, Aqua Corridor,
B/s. Star Bazar, Surat-395009
Mo. 91062-28601

Lab Technician/Technologist
Zarna K Gandhi (Msc. Biotech)


Pathologist
Dr. Mihir Icecreamwala

Operator Name : Zarna Gandhi

Print Date & Time : 25-Sep-2021 12:42:00PM

Laboratory Test Result are Subject to technical limitation and should be clinically correlate for final diagnosis



Name : MANISH KUMAR SHARMA

Date : 25-Sep-2021

Age/Se : 33 Yrs. Male

12:00:00AM

UHID : 11943

Receipt No: 5456

Ref. By : MEDI WHEEL

STOOL EXAMINATION

GENERAL EXAMINATION

Consistency : Solid
Color : Brown
Mucus : Absent
Pus : Absent
Blood : Absent

CHEMICAL EXAMINATION

Reaction : Acidic
Occult Blood : Absent

MICROSCOPIC EXAMINATION

Ova : Absent
Cysts : Absent
Trophozoits : E. Coli.
Pus Cells : Absent / Hpf.
Red Blood Cells : Absent / Hpf.
Macrophage Cells : Absent
Epithelial Cells : Absent / Hpf.
Starch : Absent
Vegetable cells : Absent
Crystals : Absent
Fat : Absent

Revival Diagnostic
401, Aqua Corridor,
B/s. Star Bazar, Surat-395009
Mo. 91062-28601

Lab Technician/Technologist
Zarna K Gandhi (Msc. Biotech)

Pathologist/ Pathologist
Dr. Mihir icecearmwala /Dr. Sodavadiya Kirankumar

Operator Name : Zarna Gandhi

Print Date & Time : 25-Sep-2021 03:31:00PM

Laboratory Test Result are Subject to technical limitation and should be clinically correlate for final diagnosis



NAME	MANISH KUMAR	DATE	25-Sep-2021
REFERRED BY	MEDI WHEEL	AGE / SEX	33 YRS / M

Thanks for the reference

USG ABDOMEN

LIVER: is normal in size and shows homogeneous echotexture.

No evidence of intrahepatic biliary radicles dilatation / focal space occupying lesion.

The portal vein and common bile duct show normal caliber.

GALL BLADDER: is distended and shows smooth walls. Wall thickness is normal.

No evidence of sludge / calculus. No evidence of pericholecystic collection.

SPLEEN: Is normal in size and shows normal echo pattern.

PANCREAS: shows normal echo anatomy and its relationship with splenic vein is normal.

KIDNEYS: Both the kidneys are normal in size, shape and location and show normal cortico-medullary differentiation.

Right kidney measures- 9.9 X 5.0 cms.

Left kidney measures- 10.0 X 4.5 cms.

No evidence of hydronephrosis or calculus.

URINARY BLADDER: is distended with smooth walls.

No evidence of diverticulum or calculus.

PROSTATE: is normal in size and shows homogeneous echotexture.

No evidence of ascites / pleural effusion.

Fluid and gas filled bowel loops with normal wall thickness and peristalsis noted.

IMPRESSION:

No significant abdominal pathology noted....

Dr. Chirag K. Patel

MBBS-DMPD

Reg. No. G-23509

Reviva Diagnostic

DR. CHIRAG K. PATEL

RADIOLOGIST

Nr. Station Road, Hazira Road,

Adajan, Surat-395009.

Mo. 97266 726683

Laboratory Test Result are Subject to technical limitation and should be clinically correlate for final diagnosis

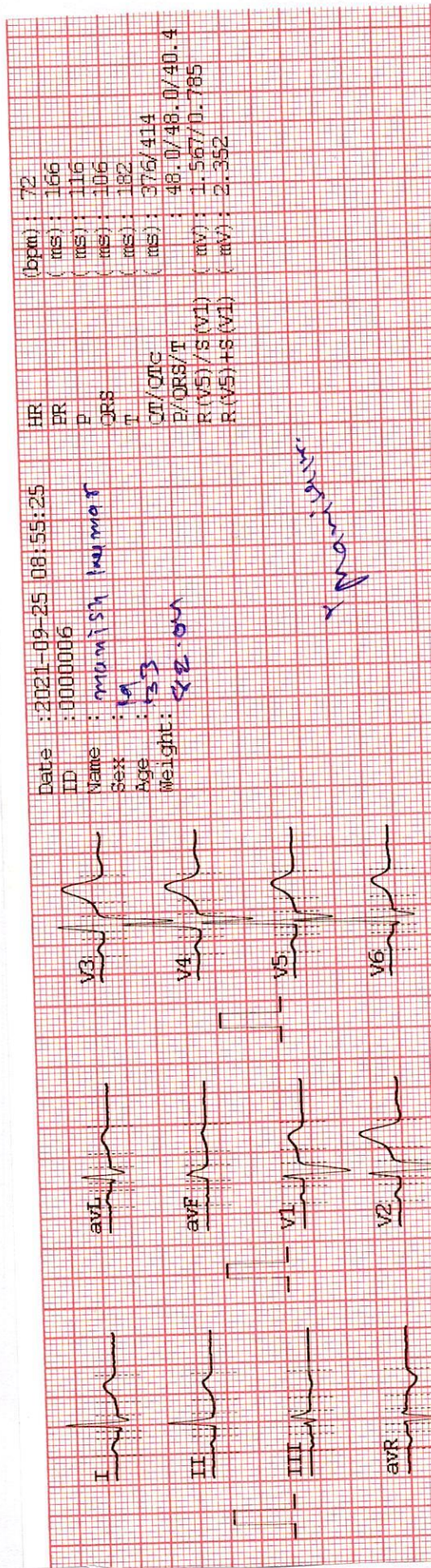
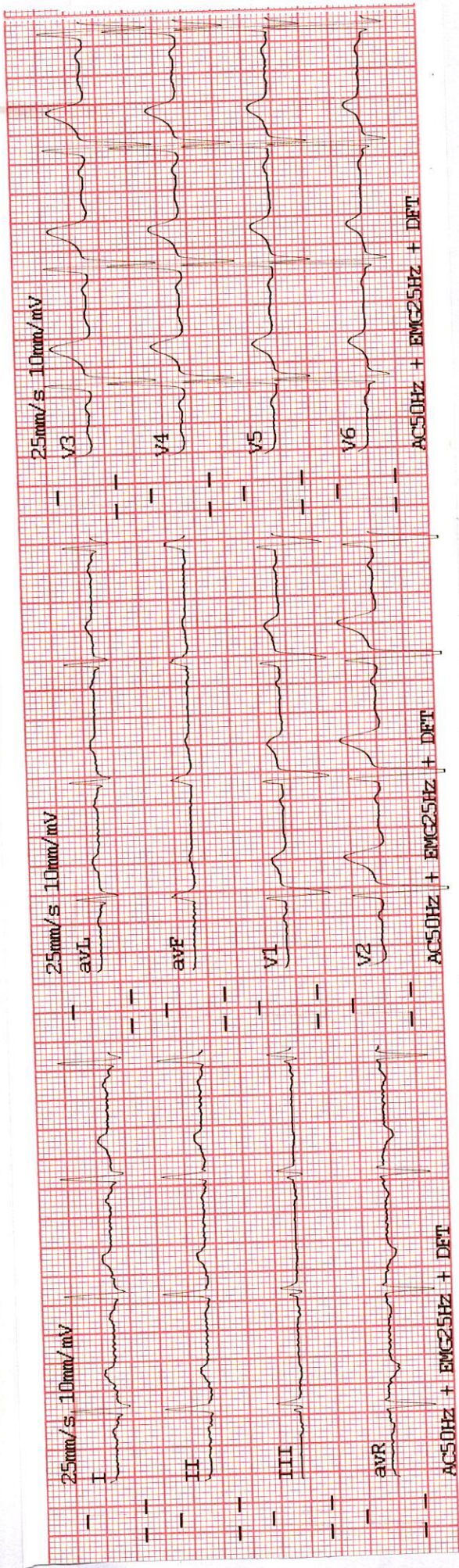
4th Floor, Aqua Corridor, Hazira Road, Adajan Paal, Surat-395009.

0261 2747788

revivaldiagnostics.surat@gmail.com

www.revivaldiagnostics.com

This medical report is not intended for medico-legal purposes.



Date : 2021-09-25 08:55:25
 ID : 0000006
 Name : *Manish Kumar*
 Sex : *M*
 Age : *33*
 Weight : *82.00*

HR : 72
 PR : 166 (ms)
 P : 116 (ms)
 QRS : 106 (ms)
 T : 182 (ms)
 QT/QTc : 376/414 (ms)
 P/QRST : 48.0/48.0/40.4 (ms)
 R (V5)/S (V1) : 1.56/0.785 (mV)
 R (V5)+S (V1) : 2.352 (mV)

Normal sinus

Revival Diagnostic
 401, Aqua Corridor,
 Star Bazar, Surat-395009.
 Mo. 91062-28601

DR. ADITI PATEL
 M.B.B.S., D.CARD (MUM)
 CLINICAL CARIOLOGIST
 REG.NO.G-42901

REVIVAL DIAGNOSTICS



Name : MANISH KUMAR SHARMA
Age/Sex : 33 Yrs. Male
UHID : 11943
Ref. By Dr : MEDI WHEEL

Date : 25-Sep-2021
Rec No : 5456

ECG

Test	Observed Value	Biological Reference Interval
------	----------------	-------------------------------

ECG

1. The rhythm is sinus.
2. Heart rate is 72 beats per minute.
3. Normal P,QRS,T wave axis.
4. Normal PR,QRS,Q.T. Duration.
5. No pathological q wave or ST-T changes seen.
6. No evidence of chamber hypertrophy or enlargement seen.

IMPRESSION : ECG WITHIN NORMAL LIMITS.

DR. ADITI PATEL
M.B.B.S., D. CARD (MUM)
CLINICAL CARDIOLOGIST
REG. NO. G-42901

Revival Diagnostic
401, Aqua Corridor,
Laxmi Star Bazar, Surat-395009.
Mo. 91062-28601

Laboratory Test Result are Subject to technical limitation and should be clinically correlate for final diagnosis



Summary

REDIUS DIAGNOSTICS
4TH FLOOR, AQUA CORRIDOE, NEAR STAR BAZAR, ADAJAN- 395009, SURAT
2120/MANISH KUMAR 33 Yrs/Male 82 Kg/177 Cms
Date: 25-Sep-2021 09:19:40 AM

Ref. By : MEDI WHEEL Protocol : BRUCE Objective : FOR TESTING PURPOSE ONLY.

Stage	StageTime (Min:Sec)	PhaseTime (Min:Sec)	Speed (kmph)	Grade (%)	METS	H.R. (bpm)	B.P. (mmHg)	R.P.P. x100	PVC	Comments
Supine					1.0	81	130/80	105	-	
Standing					1.0	82	130/80	106	-	
HV					1.0	46	130/80	59	-	
ExStart					1.0	82	130/80	106	-	
Stage 1	3:00	3:01	2.7	10.0	4.6	110	140/80	154	-	
Stage 2	3:00	6:01	4.0	12.0	7.0	135	140/80	189	-	
Stage 3	3:00	9:01	5.5	14.0	10.2	152	150/80	228	-	
PeakEX	0:09	9:10	6.8	16.0	10.4	163	150/80	244	-	
Recovery	1:00		0.0	0.0	4.3	122	150/80	183	-	
Recovery	2:00		0.0	0.0	1.0	110	160/80	176	-	
Recovery	3:00		0.0	0.0	1.0	103	150/80	154	-	
Recovery	3:06		0.0	0.0	1.0	90	130/80	117	-	

Medication : Nil

History : Nil

Test End Reason : Test Complete

Findings :

The patient exercised according to BRUCE for 9:10, achieving a work level of Max METS:10.4. Resting heart rate initially 81 bpm, rose to a max. heart rate of 163 bpm which represents 87% of maximum age predicted heart rate. Resting blood pressure 130/80 mmhg, rose to a maximum blood pressure of 150/80 mmhg. The exercise stress test was stopped due to Test Complete

Parameters :

Exercise Time : 9:10 minutes

Max HR attained : 163 bpm 87% of Max Predictable HR 187

Max BP : 150/80(mmHg)

WorkLoad attained : 10.4 (Good Effort Tolerance)

NOsignificant ST segment changes noted during exercise or recovery.

NOAngina/Arrhythmia/S3/murmur

Final Impression : Test is negative for inducible ischaemia.

Advice/Comments:

Maximum

Revival Diagnostic

401, Aqua Corridor,
B/s. Star Bazar, Surat-395009,
Mo. 91062-28601

DR. ADITI PATEL
M.B.B.S., D. CARD (MUM)
CLINICAL CARDIOLOGIST
REG. NO. G-42901



REDIUS DIAGNOSTICS
 4TH FLOOR, AQUA CORRIDOE, NEAR STAR BAZAR, ADAJAN- 395009, SURAT
 2120/MANISH KUMAR
 33 Yrs/Male
 82 Kg/177 Cms

Date: 25-Sep-2021 09:19:40 AM

HR: 81 bpm
 METS: 1.0
 BP: 130/80

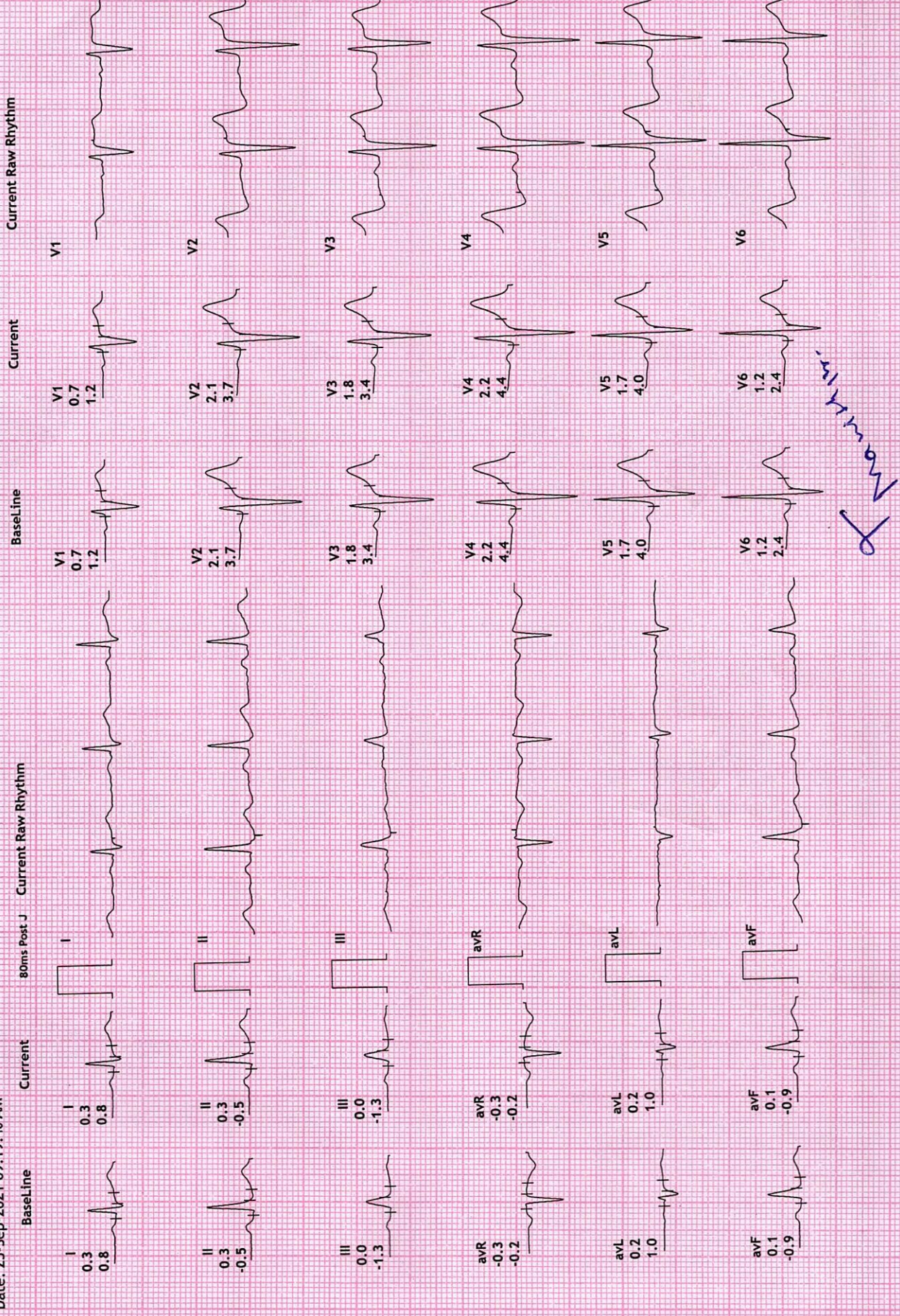
MTHR: 43% of 187
 Speed: 0.0 kmph
 Grade: 0.0%

12 Lead + Comparison

Raw ECG
 BRUCE
 (1.0-100)Hz

Ex Time 00:32
 BLC : On
 Notch : On

SUPINE
 10.0 mm/mV
 25 mm/Sec.



Normal

REDIUS DIAGNOSTICS

4TH FLOOR, AQUA CORRIDOE, NEAR STAR BAZAR, ADAJAN- 395009, SURAT.

2120/MANISH KUMAR

33 Yrs/Male

82 Kg/177 Cms

Date: 25-Sep-2021 09:19:40 AM

HR: 81 bpm

METS: 1.0

BP: 130/80

MPHR: 43% of 187

Speed: 0.0 kmph

Grade: 0.0%

Raw ECG

BRUCE

(1.0-100)HZ

Ex Time 01:28

BLC :On

Notch :On

STANDING

10.0 mm/mV

25 mm/Sec.

12 Lead + Comparison



Current Raw Rhythm

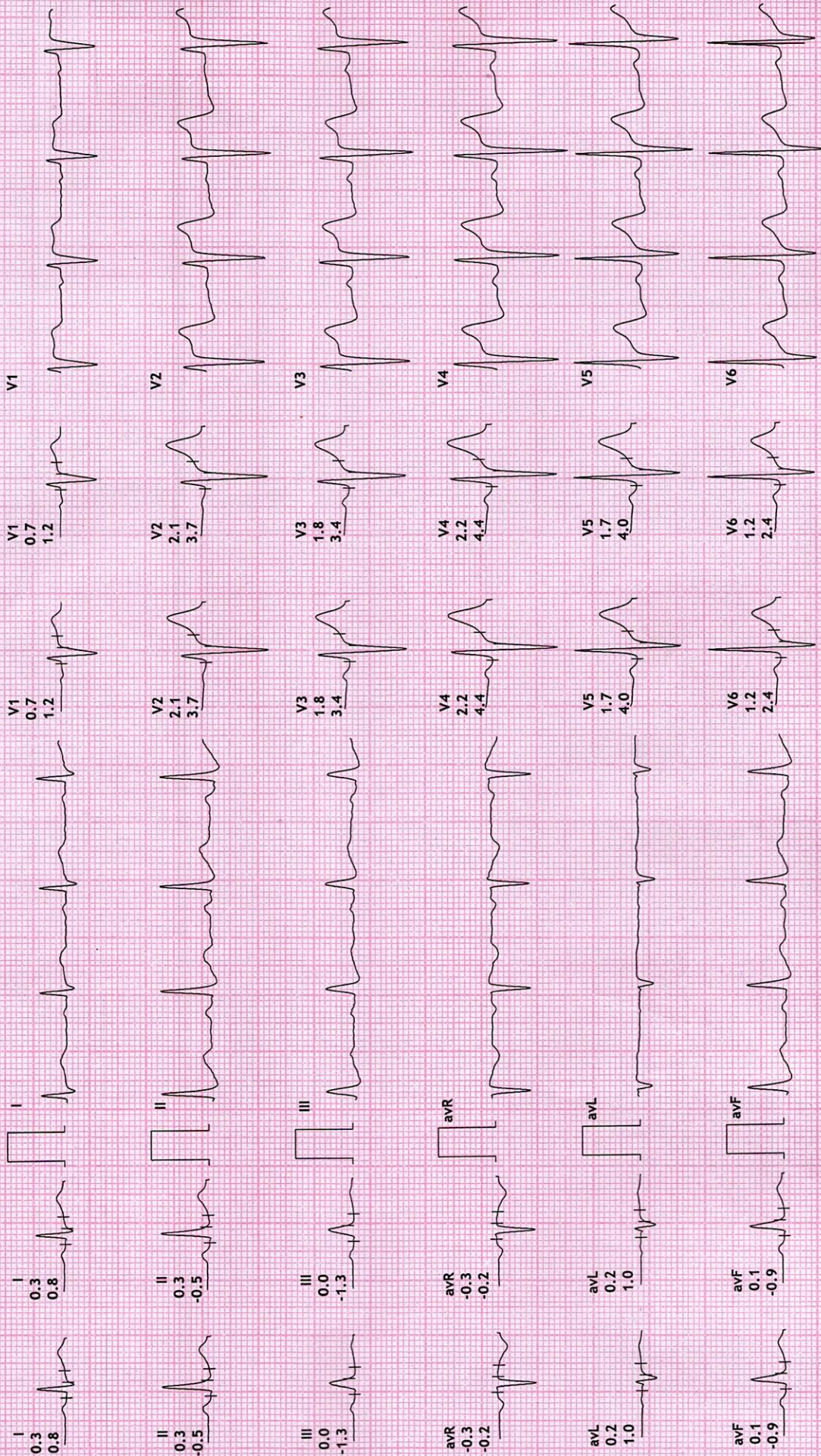
Current

BaseLine

80ms Post J Current Raw Rhythm

Current

BaseLine





12 Lead + Comparison

REDIUS DIAGNOSTICS
 4TH FLOOR, AQUA CORRIDOE, NEAR STAR BAZAR, ADAJAN- 395009, SURAT
 2120/MANISH KUMAR
 33 Yrs/Male
 82 Kg/177 Cms

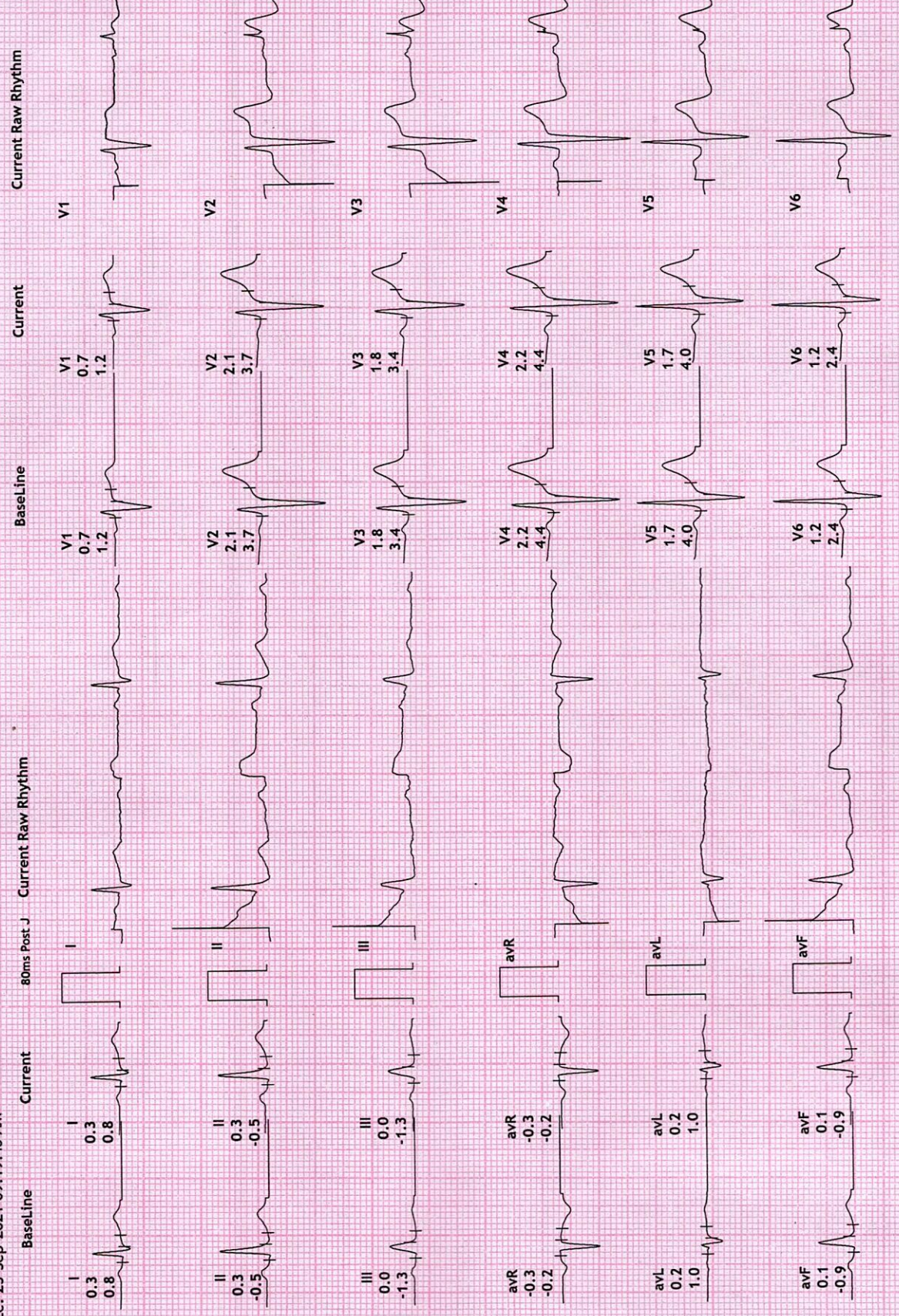
HR: 47 bpm
 METS: 1.0
 BP: 130/80

MPHR: 25% of 187
 Speed: 0.0 kmph
 Grade: 0.0%

Ex Time 01:37
 BLC :On
 Notch :On

HV
 10.0 mm/mV
 25 mm/Sec.

Date: 25-Sep-2021 09:19:40 AM



REDIUS DIAGNOSTICS

4TH FLOOR, AQUA CORRIDOE, NEAR STAR BAZAR, ADAJAN- 395009, SURAT

2120/MANISH KUMAR
33 Yrs/Male
82 Kg/177 Cms

Date: 25-Sep-2021 09:19:40 AM

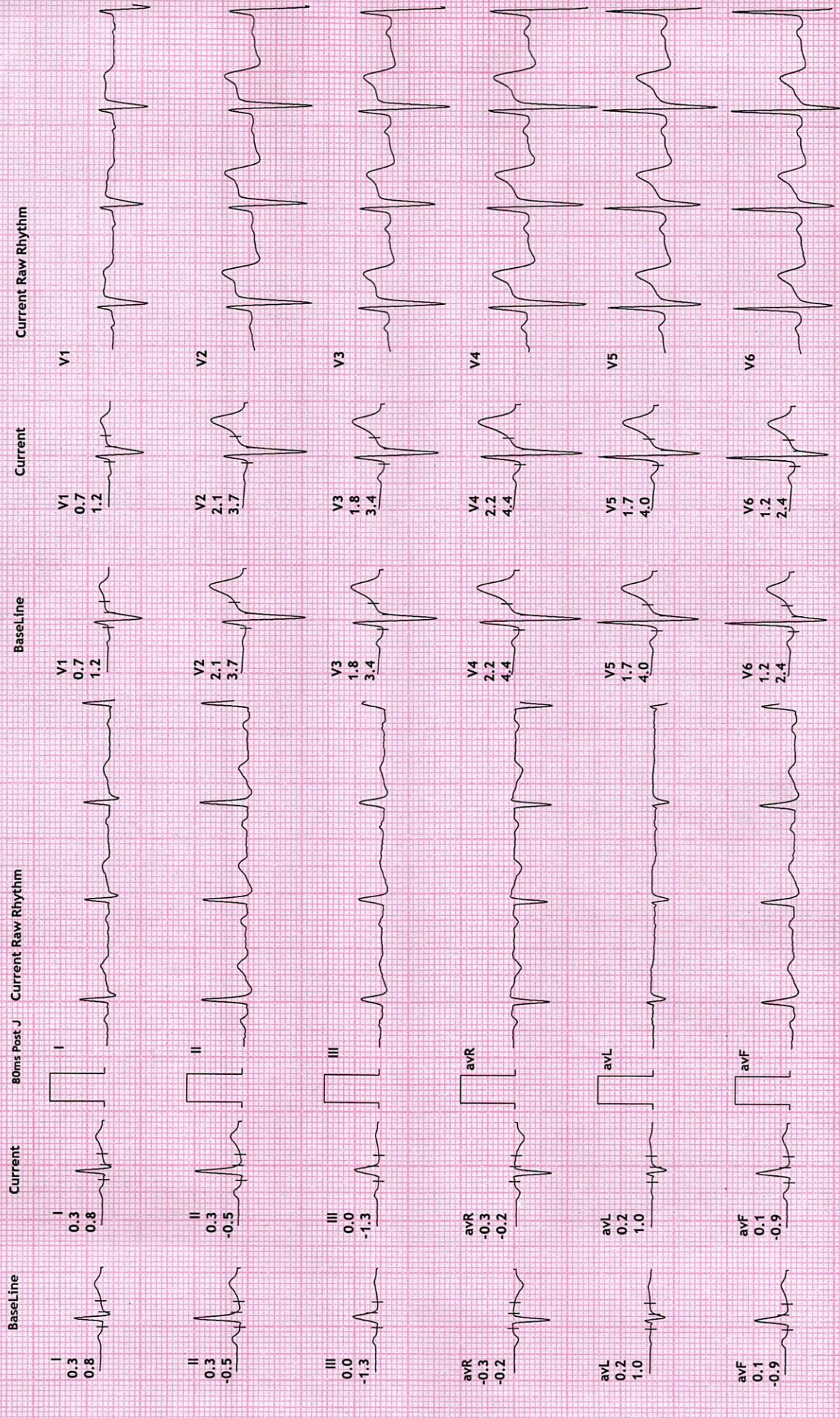
12 Lead + Comparison

HR: 83 bpm
MPHR: 44% of 187
Speed: 0.0 kmph
Grade: 0.0%

Raw ECG
BRUCE
(1.0-100)Hz

Ex Time 00:00
BLC :On
Notch :On

ExStrt
10.0 mm/mV
25 mm/Sec.



REDIUS DIAGNOSTICS

4TH FLOOR, AQUA CORRIDOE, NEAR STAR BAZAR, ADAJAN- 3950009, SURAT

2120/MANISH KUMAR
 33 Yrs/Male
 82 Kg/177 Cms

Date: 25-Sep-2021 09:19:40 AM

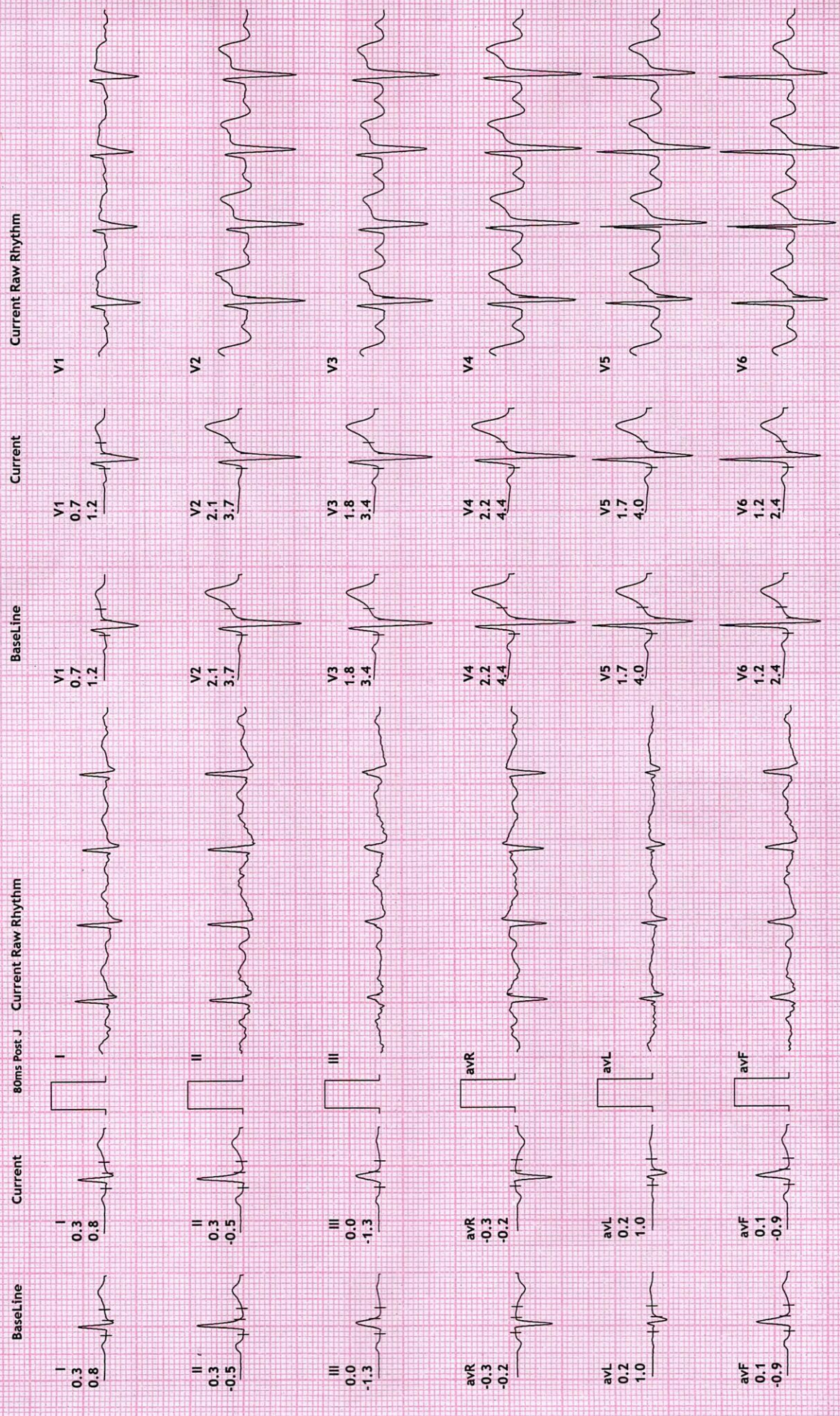

MPHR: 58% of 187
 Speed: 2.7 kmph
 Grade: 10.0%

Raw ECG
 BRUCE
 (1.0-100)Hz

Ex Time 03:00
 BLC :On
 Notch :On

Stage 1 (03:00
 10.0 mm/mV
 25 mm/Sec.

12 Lead + Comparison



REDIUS DIAGNOSTICS

4TH FLOOR, AQUA CORRIDOE, NEAR STAR BAZAR, ADAJAN- 395009, SURAT

2120/MANISH KUMAR
33 Yrs/Male
82 Kg/177 Cms

Date: 25-Sep-2021 09:19:40 AM

12 Lead + Comparison

MPHR: 72% of 187
Speed: 4.0 Kmph
Grade: 12.0%

Raw ECG
BRUCE
(1.0-100)Hz

Ex Time 06:00
BLC :On
Notch :On

Stage 2 (03:00
10.0 mm/mV
25 mm/Sec.

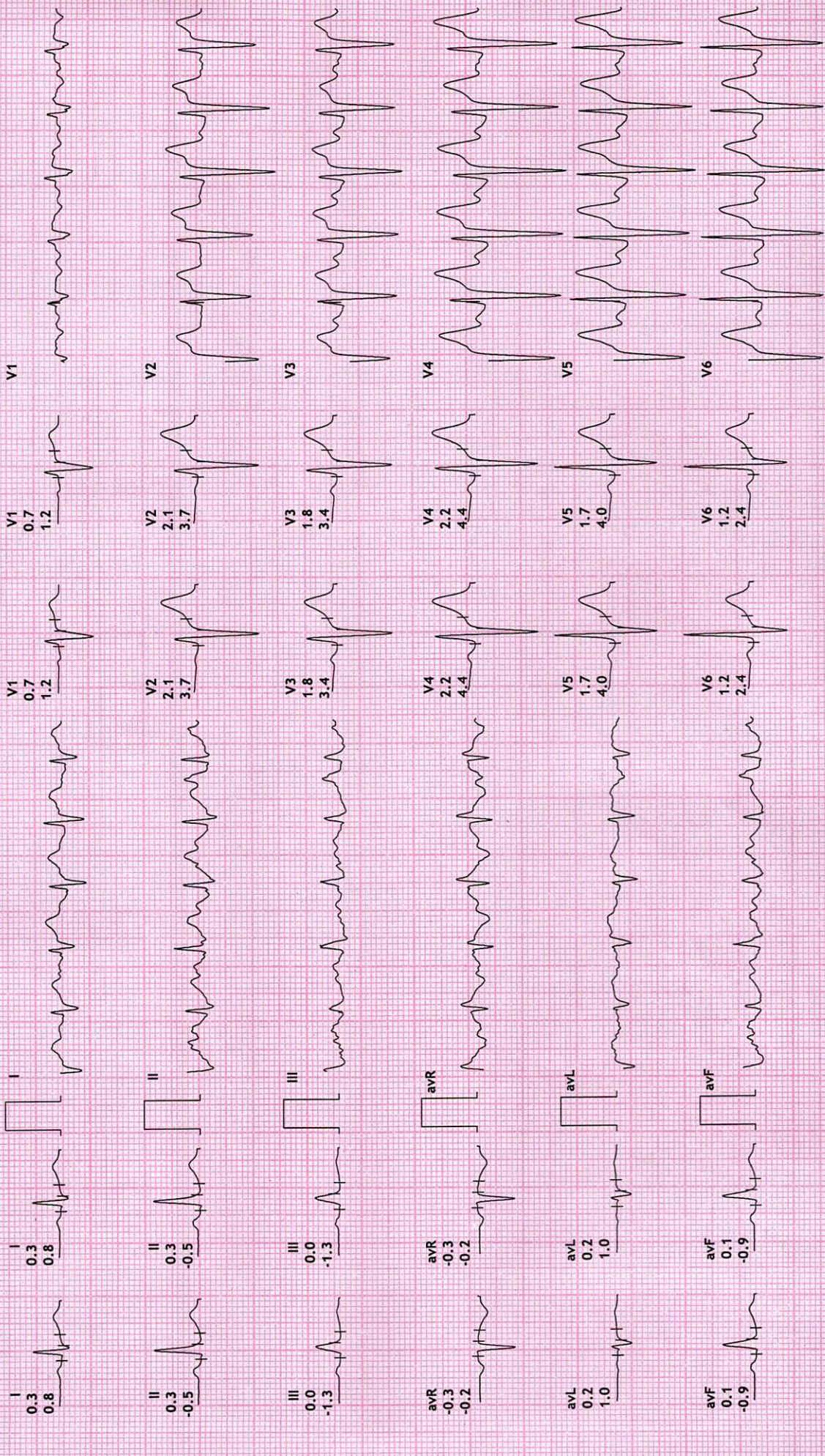


Current Raw Rhythm

Current

BaseLine

80ms Post J Current Raw Rhythm



REDIUS DIAGNOSTICS

4TH FLOOR, AQUA CORRIDOE, NEAR STAR BAZAR, ADAJAN- 395009, SURAT

2120/MANISH KUMAR
33 Yrs/Male
82 Kg/177 Cms

Date: 25-Sep-2021 09:19:40 AM

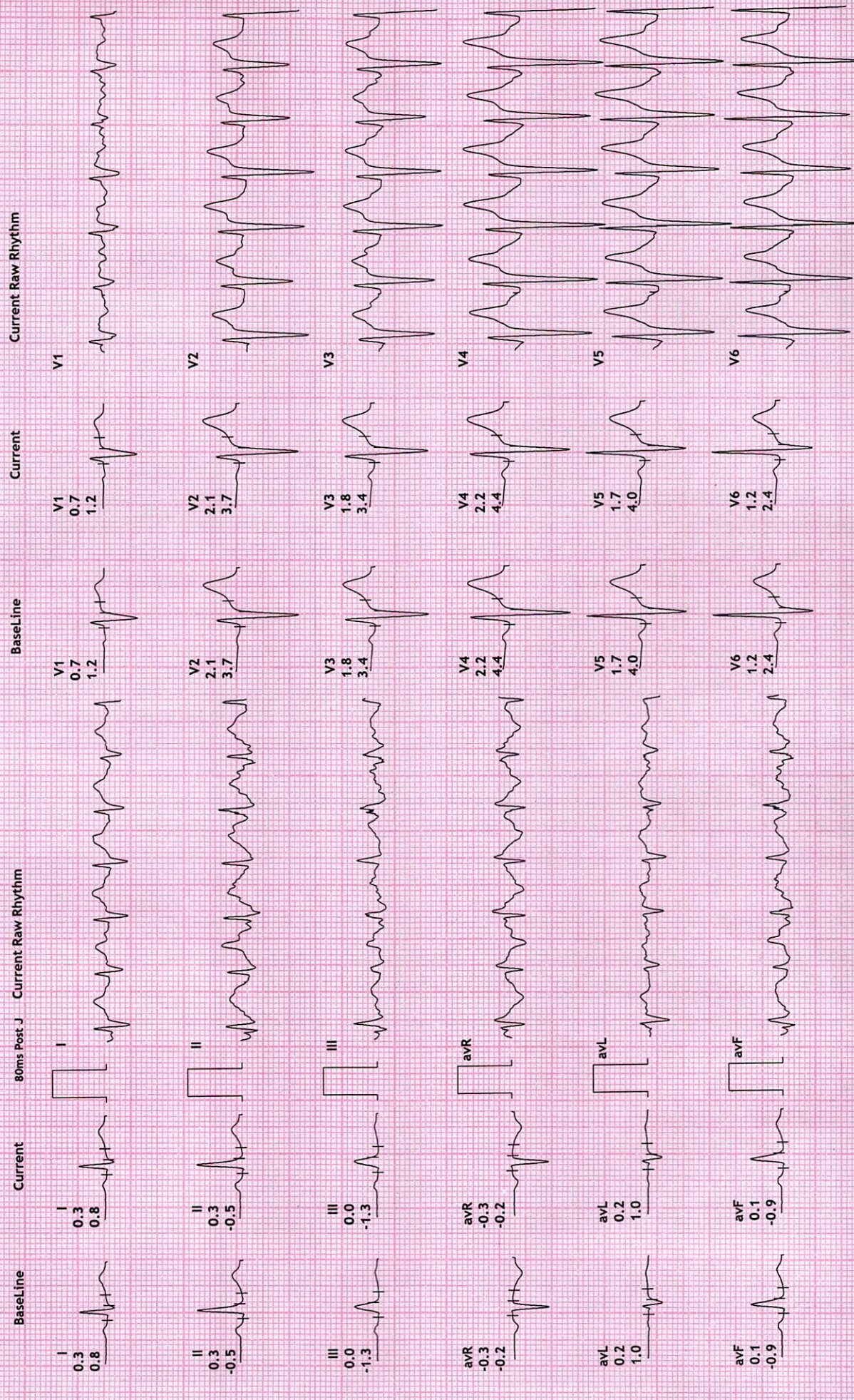
MPHR: 81% of 187
Speed: 5.5 kmph
Grade: 14.0%

12 Lead + Comparison

Raw ECG
BRUCE
(1.0-100)HZ

Ex Time 09:00
BLC :On
Notch :On

Stage 3 (03:00)
10.0 mm/mV
25 mm/Sec.



REDIUS DIAGNOSTICS

4TH FLOOR, AQUA CORRIDOE, NEAR STAR BAZAR, ADAJAN- 395009, SURAT.

2120/MANISH KUMAR
33 Yrs/Male
82 Kg/177 Cms

HR: 160 bpm
METS: 10.4
BP: 150/80

MPHR: 85% of 187
Speed: 6.8 kmph
Grade: 16.0%

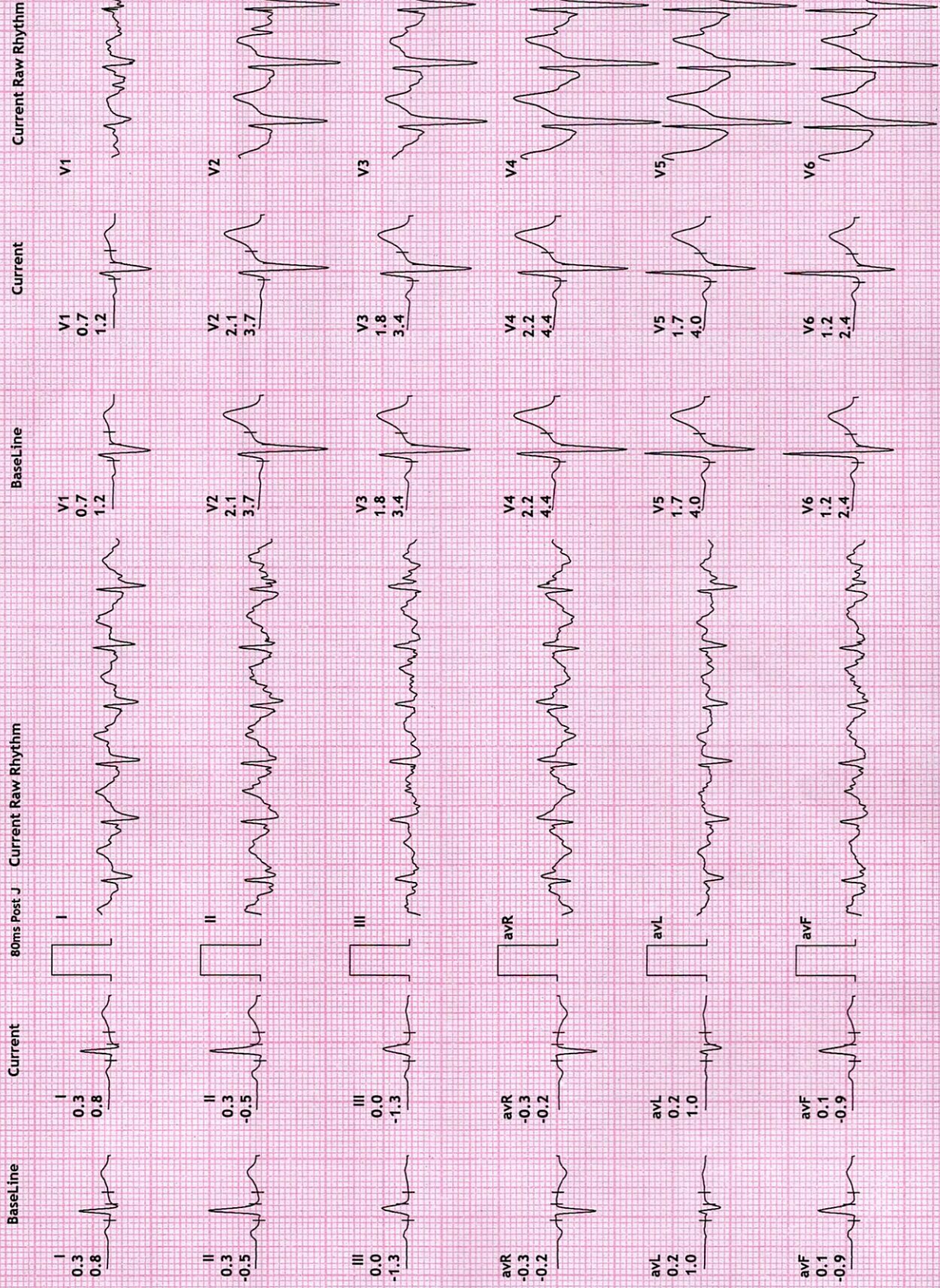
12 Lead + Comparison

Raw ECG
BRUCE
(1.0-100)Hz

Ex Time 09:09
BLC :On
Notch :On

PeakEx
10.0 mm/mV
25 mm/Sec.

Date: 25-Sep-2021 09:19:40 AM



REDIUS DIAGNOSTICS

4TH FLOOR, AQUA CORRIDOE, NEAR STAR BAZAR, ADAJAN- 395009, SURAT

2120/MANISH KUMAR
33 Yrs/Male
82 Kg/177 Cms

HR: 122 bpm
METS: 4.2
BP: 150/80

MPHR: 65% of 187
Speed: 0.0 kmph
Grade: 0.0%

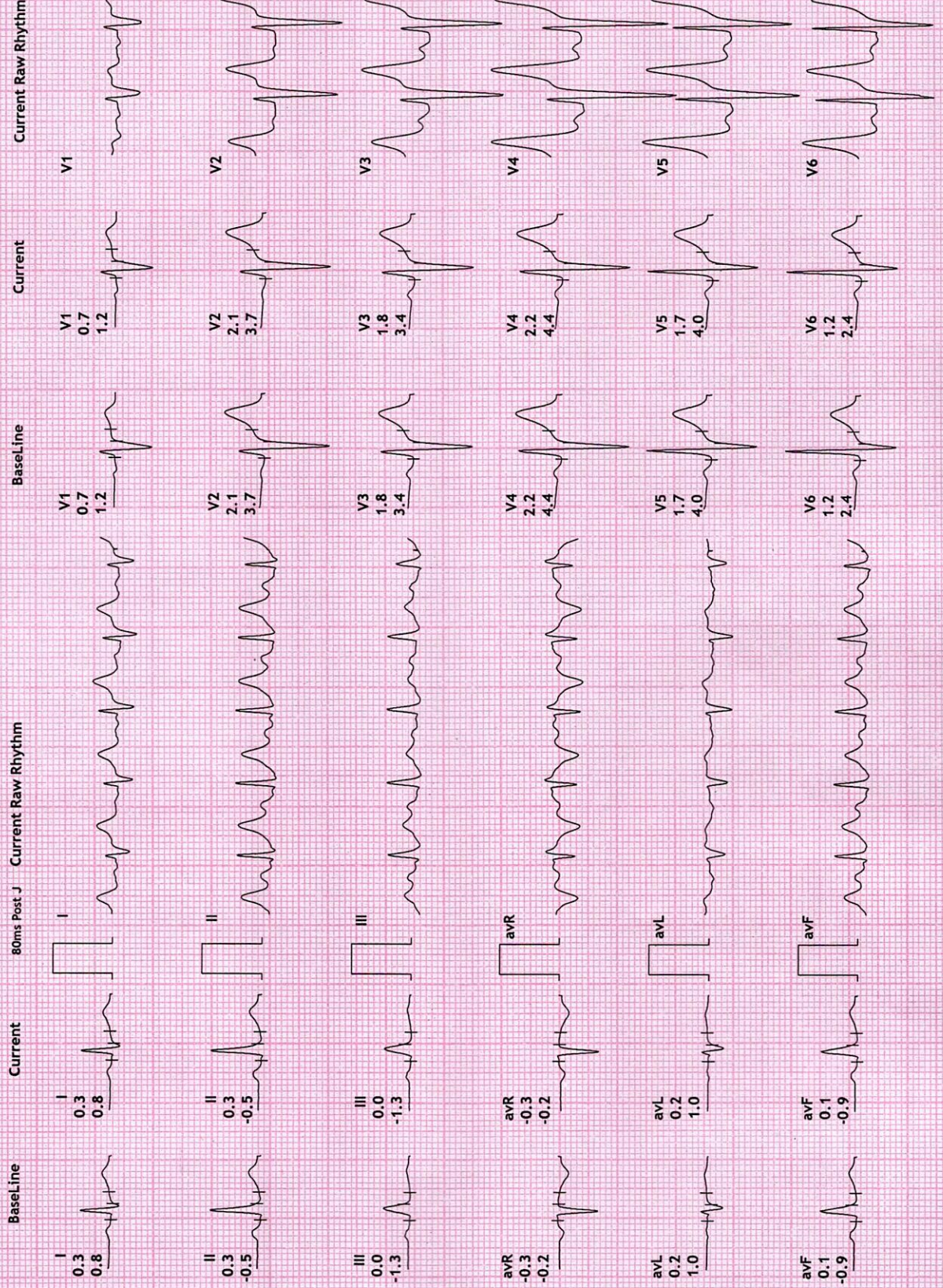
Raw ECG
BRUCE
(1.0-100)HZ

12 Lead + Comparison

Ex Time 09:09
BLC :On
Notch :On

Recovery : (01
10.0 mm/mV
25 mm/Sec.

Date: 25-Sep-2021 09:19:40 AM



REDIUS DIAGNOSTICS

4TH FLOOR, AQUA CORRIDOE, NEAR STAR BAZAR, ADAJAN--395009, SURAT

2120/MANISH KUMAR
 33 Yrs/Male
 82 Kg/177 Cms

Date: 25-Sep-2021 09:19:40 AM

HR: 110 bpm
 METS: 1.0
 BP: 160/80

Raw ECG
 BRUCE
 (1.0-100)HZ

Ex Time 09:09
 BLC :On
 Notch :On

Recovery : (02.00)
 10.0 mm/mV
 25 mm/Sec.

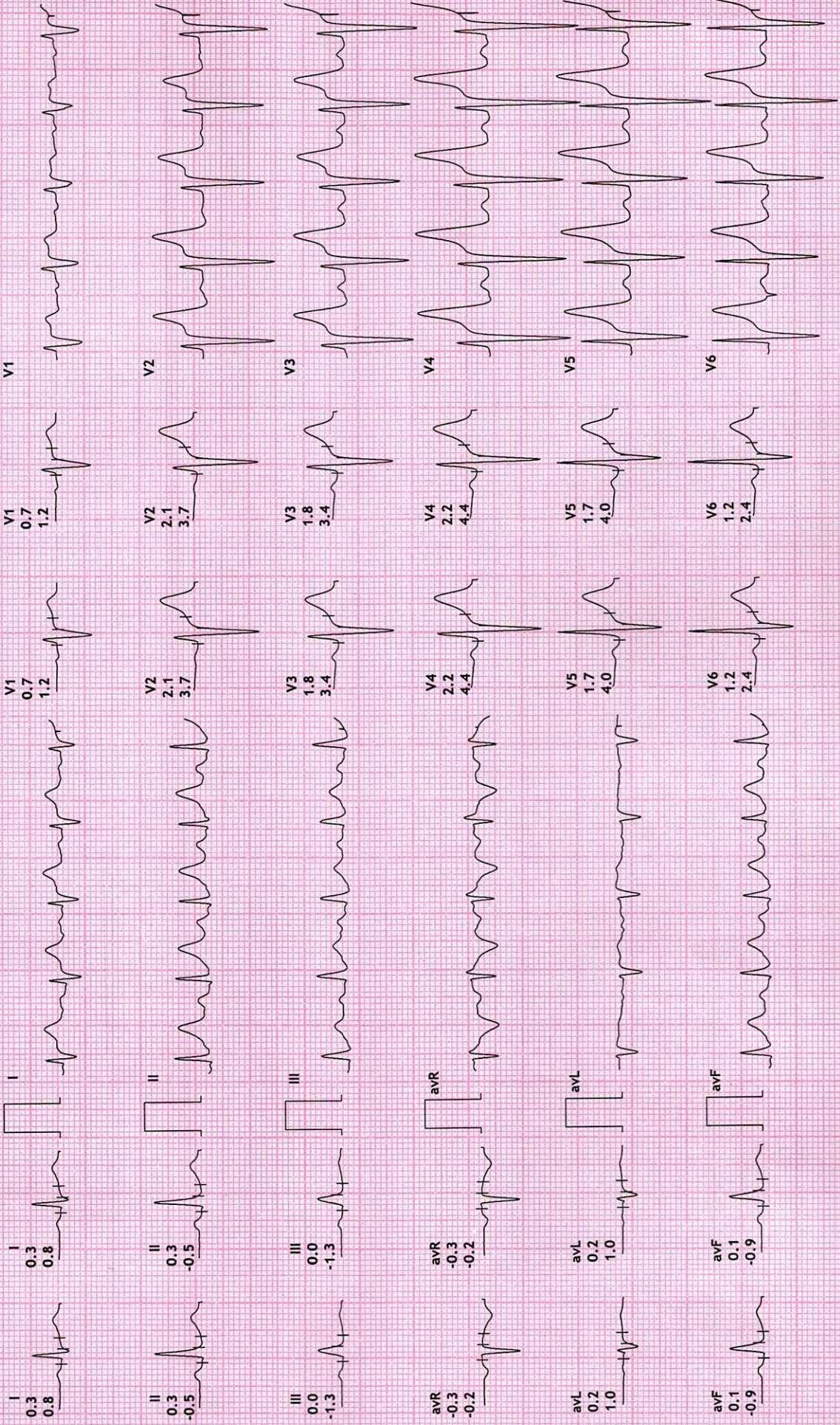
12 Lead + Comparison

Current Raw Rhythm

Current

Baseline

80ms Post J Current Raw Rhythm



REDIUS DIAGNOSTICS

4TH FLOOR, AQUA CORRIDOE, NEAR STAR BAZAR, ADAJAN- 395009, SURAT

2120/MANISH KUMAR
33 Yrs/Male
82 Kg/177 Cms

HR: 103 bpm
METS: 1.0
BP: 150/80

Raw ECG
BRUCE
(1.0-100)Hz

Ex Time 09:09
BLC :On
Notch :On

Recovery : (03.00)
10.0 mm/mV
25 mm/Sec.

12 Lead + Comparison

Date: 25-Sep-2021 09:19:40 AM

