

Blood Pressure : mm of Hg
Height : 168 cm
Body Mass Index : 29.40
Weight : 66Kg

1

EMERGENCY



Medicine Delivery at Your Doorstep Call.:
07720965555

Dr. Siddhartha Saoji
M.S. (ENT), Fellowship in Functional
Endoscopic Sinus Surgery (FESS)
Consultant- ENT
Regd No.- 2017/10/4854



Date: 14/01/23.

Name: Mr. Pankaj Terase

UHID:

Primary Diagnosis:

ENT check up

Chief Complaints:

Rx

Ear: BL intact

Nose air flow adequate

Throat no angina flow
no PND

T-Afebrile / Febrile ___ OF

P-___ / min

R-___ / min

B.P.-___ / ___ mmHg

Pain - Yes / No ___

Fall Risk : Yes / No ___

FOLLOW-UP AFTER
___ DAYS



WOCKHARDT HOSPITALS, NAGPUR

1643, North Ambazari Road, Nagpur - 440 010. Tel : (0712) 6624444, 6624100

Fax : (0712) 2261266 Website : www.wockhardthospitals.com

Registered Office Address :- Wockhardt Towers , BKC , Bandra (East) Mumbai 400051

CIN: U85100MH1991PLC063096

Dr Sheela S. Mundhada

MD, MBBS, MHA&M
Consultant Transfusion Medicine
Fellow UICC trained at MD Anderson Cancer Centre, USA
Medical Director
Mobile: 9422113811
E-mail: jjbb21@hotmail.com

**Dr. Ravi Wankhede**

Ex Sqn Ldr (IAF), MBBS, DCP
Consultant Transfusion Medicine
Medical Director
Mobile: 9423683350
Email: raviwankhede@gmail.com

Blood Group Report**Name of the Patient :** PANKAJ P. TERASE**Age :** 37 Year **Gender :** Male**Patient Sample ID :** JJ23-R00517**Hospital IP NO:** 333020**Referred By Hospital :** Wockhardt Super Speciality Hosp**Sample Received :** EDTA / PLAIN**Date & Time of Sample Receiving :** 14/Jan/2023 12:01 PM**Adequacy of Sample :** Adequacy**Investigation Required :** Blood Group**Date of Release of Report :** 14/Jan/2023 12:25 PM**Report****Forward Red Cell Blood Group :** B**Reverse Serum Blood Group :** B**Rh Typing :** Rh Positive**Final Blood Group:** B Rh Positive

Opinion : If there is any Blood group discrepancy, it may be because of the irregular antibody present in the blood. This requires proper evaluation of Antibody Identification and Rh Phenotyping.

Remark :**Principle of the Test :**

As the Matrix gel card containing red blood cells is centrifuged under specific conditions, the red blood cells sensitized with antibody will agglutinate in the presence of the Anti-Human Globulin reagent in the gel matrix and will be trapped in the gel column. The red blood cells, which do not react are not trapped in the gel matrix and are pelleted at the bottom of the column.

The reactions are then read and graded according to their reactivity pattern.

End of Report**Tested By :** Vaishali Lamsoge**Verified By :** Dr. Deepika Jain

DEPARTMENT OF RADIOLOGY

UHID	: WHN2.0000333020	Age/Sex : 37 Year(s)/M	Order Date	: 14-Jan-2023
Name	: Mr PANKAJ PRAKASH TERASE		Order No.	: OPD475943
Ref. Doctor	: WOCKHARDT HOSPITAL		Report Date	: 14-Jan-2023

MEDIWHEEL FULL BODY HCU MALE AND FEMALE BELOW 40
USG ABDOMEN WITH PELVIS

Real time sonography of the abdomen and pelvis was performed using the 3.5 MHz transducer.

The liver is normal in size and echotexture. No focal parenchymal lesion noted. Intrahepatic biliary tree and venous radicles are normal.

The portal vein and CBD appear normal in course and calibre.

The gall bladder is normal in size with a normal wall thickness and there are no calculi noted within.

The pancreas is normal in size and echotexture. No evidence of focal lesion or calcification or duct dilatation seen.

The spleen is normal in size and echotexture.

Both kidneys are normal in size, position and echogenecity.

Cortical thickness and corticomedullary differentiation are normal.

No hydronephrosis or calculi noted.

The bladder is normal in contour, capacity and wall thickness. No vesical calculi noted.

The prostate is normal in size and homogenous in echotexture.

There is no evidence of ascites.

Impression:-

No significant abnormality noted on this study.



Dr. PREETI CHOUDHARY JAIN

M.B.B.S., MRE
RADIOLOGIST

**WOCKHARDT HOSPITALS, NAGPUR**

1643, North Ambazari Road, Nagpur - 440 010. Tel : (0712) 6624444, 6624100

Fax : (0712) 2261266 Website : www.wockhardthospitals.com

Registered Office Address :- Wockhardt Towers, BKC, Bandra (East) Mumbai 400051

CIN: U85100MH1991PLC063096

DEPARTMENT OF PATHOLOGY TEST REPORT

UHID	: WHN2.0000333020	Age/Sex: 37(Y)02(M)09(D)/M	Order Date	: 14-Jan-2023
Name	: Mr PANKAJ PRAKASH TERASE		Order No.	: OPD475943
Ref. Doctor	: WOCKHARDT HOSPITAL			
Con.Doctor	: WOCKHARDT		Report Date	: 14-Jan-2023

MEDIWHEEL FULL BODY HCU MALE AND FEMALE BELOW 40

<u>Parameter</u>	<u>Result</u>	<u>Unit</u>	<u>Reference Range</u>
<u>COMPLETE BLOOD COUNT (WITH ESR)</u>			
Haemoglobin, SLS Method	15.0	g%	14-18
Haematocrit, Cumulative Pulse Height	44.7	%	37-47
MCV, Calculated	87.8	fl	76-96
MCH, Calculated	29.5	pg	27-32
MCHC, Calculated	33.6	%	30-35
RDW-CV, Calculated	12.9	%	12-15
RBC Count, Hydrodynamic Focusing DC	5.09 *	Million/ul	4-5
TLC Count, Fluorescence Flow Cytometry	5810	Cells/cumm	4000-11000
Neutrophil	66	%	40-70
Lymphocyte	26	%	20-40
Monocyte	07	%	2-8
Eosinophil	01 *	%	2-6
Basophil	00	%	0-2
Platelet Count, Hydrodynamic Focusing DC	256	Thou/Cumm	150-450
MPV, Calculated	9.8	fl	
Blood ESR, Westergren's Method	08	mm/hr	0-15

CBC done on 6-part Sysmex XN-550 haematology analyzer.
ESR done on ALIFAX Roller 20LC ESR analyzer.

* Indicates test value is outside reference range defined. All such values are rechecked.

Alka Thool

Dr. ALKA THOOL, MD-PATH
SENIOR PATHOLOGIST

25825 PRAKASH SHAHU
Performed by



WOCKHARDT HOSPITALS, NAGPUR

1643, North Ambazari Road, Nagpur - 440 010, Tel : (0712) 6624444, 6624100

Fax : (0712) 2261266 Website : www.wockhardthospitals.com

Registered Office Address :- Wockhardt Towers, BKC, Bandra (East) Mumbai 400051

CIN: U85100MH1991PLC063096

DEPARTMENT OF PATHOLOGY TEST REPORT

UHID	: WHN2.0000333020	Age/Sex: 37(Y)02(M)09(D)/M	Order Date	: 14-Jan-2023
Name	: Mr PANKAJ PRAKASH TERASE		Order No.	: OPD475943
Ref. Doctor	: WOCKHARDT HOSPITAL			
Con.Doctor	: WOCKHARDT		Report Date	: 14-Jan-2023

MEDIWHEEL FULL BODY HCU MALE AND FEMALE BELOW 40

<u>Parameter</u>	<u>Result</u>	<u>Unit</u>	<u>Reference Range</u>
Glycosylated Hemoglobin HbA1C, HPLC	5.6	%	Action required: 7.0-8.0% Good control: 6.5-7.0% Normal control: 4.8-6.4% Poor control: >8.0%
Estimated Mean glucose	122.06	mg/dl	

Aberrant glycosylated haemoglobin values may be seen in patients with haemoglobinopathies, recent blood transfusion and severe anemias. In such cases, alternative methods of determination of blood glucose is recommended.

Dr. ALKA THOOL, MD-PATH
SENIOR PATHOLOGIST

Dr. PRAKASH SHAHU
Performed by

**WOCKHARDT HOSPITALS, NAGPUR**

1643, North Ambazari Road, Nagpur - 440 010, Tel : (0712) 6624444, 6624100

Fax : (0712) 2261266 Website : www.wockhardthospitals.com

Registered Office Address :- Wockhardt Towers, BKC, Bandra (East) Mumbai 400051

CIN: U85100MH1991PLC063096

DEPARTMENT OF PATHOLOGY TEST REPORT

UHID	: WHN2.0000333020	Age/Sex: 37(Y)02(M)09(D)/M	Order Date	: 14-Jan-2023
Name	: Mr PANKAJ PRAKASH TERASE		Order No.	: OPD475943
Ref. Doctor	: WOCKHARDT HOSPITAL			
Con.Doctor	: WOCKHARDT		Report Date	: 14-Jan-2023

MEDIWHEEL FULL BODY HCU MALE AND FEMALE BELOW 40

<u>Parameter</u>	<u>Result</u>	<u>Unit</u>	<u>Reference Range</u>
Fasting Blood Sugar, Hexokinase	102	mg/dl	70-115
Urine Sugar (fasting)	Not Detected		
Post Prandial Blood Sugar, Hexokinase	88 *	mg/dl	100-140
Urine Sugar (post Prandial)	NA		

* Indicates test value is outside reference range defined. All such values are rechecked.

Dr. ALKA THOOL, MD-PATH
SENIOR PATHOLOGIST

Performed by

**WOCKHARDT HOSPITALS, NAGPUR**

1843, North Ambazari Road, Nagpur - 440 010, Tel : (0712) 6624444, 6624100

Fax : (0712) 2261266 Website : www.wockhardthospitals.com

Registered Office Address :- Wockhardt Towers, BKC, Bandra (East) Mumbai 400051

CIN: U85100MH1991PLC063096

DEPARTMENT OF PATHOLOGY TEST REPORT

UHID	: WHN2.0000333020	Age/Sex: 37(Y)02(M)09(D)/M	Order Date	: 14-Jan-2023
Name	: Mr PANKAJ PRAKASH TERASE		Order No.	: OPD475943
Ref. Doctor	: WOCKHARDT HOSPITAL			
Con.Doctor	: WOCKHARDT		Report Date	: 14-Jan-2023

MEDIWHEEL FULL BODY HCU MALE AND FEMALE BELOW 40

<u>Parameter</u>	<u>Result</u>	<u>Unit</u>	<u>Reference Range</u>
<u>LIPID PROFILE</u>			
Serum Cholesterol, CHOD-PAP	137	mg/dl	1) Desirable Cholesterol Level: <201 2) Borderline Cholesterol: 200-240 3) High Cholesterol: >240
Serum Triglycerides, GPO-PAP	94	mg/dl	70-200
Serum HDL-Cholesterol, Direct Method	32 *	mg/dl	35-55
Serum VLDL Cholesterol, Calculated	18.80	mg/dl	10-35
Serum LDL Cholesterol, Calculated	86.20	mg/dl	80-130
Serum CHOL/HDL RATIO, Calculated	4.28		1) Low Risk 3.3-4.4 2) Average Risk 4.4-7.1 3) Moderate Risk 7.1-11.0 4) High Risk >11.0

* Indicates test value is outside reference range defined. All such values are rechecked.

CP

Dr. ALKA THOOL, MD-PATH
SENIOR PATHOLOGIST

Performed by



WOCKHARDT HOSPITALS, NAGPUR

1643, North Ambazari Road, Nagpur - 440 010, Tel : (0712) 6624444, 6624100

Fax : (0712) 2261266 Website : www.wockhardthospitals.com

Registered Office Address :- Wockhardt Towers, BKC, Bandra (East) Mumbai 400051

CIN: U85100MH1991PLC063096

DEPARTMENT OF PATHOLOGY TEST REPORT

UHID	: WHN2.0000333020	Age/Sex: 37(Y)02(M)09(D)/M	Order Date	: 14-Jan-2023
Name	: Mr PANKAJ PRAKASH TERASE		Order No.	: OPD475943
Ref. Doctor	: WOCKHARDT HOSPITAL			
Con.Doctor	: WOCKHARDT		Report Date	: 14-Jan-2023

MEDIWHEEL FULL BODY HCU MALE AND FEMALE BELOW 40

Parameter	Result	Unit	Reference Range
Blood Urea Nitrogen, Calculated	8.41	mg/dl	6-20
Serum Creatinine, Jaffe's Kinetic	0.68 *	mg/dl	0.7-1.2
<u>LIVER PROFILE</u>			
Serum Alkaline Phosphatase, PNP AMP Kinetic	85	U/L	40-129
Serum SGOT, UV Kinetic (AST)	15	U/L	1-40
Serum SGPT, UV Kinetic (ALT)	12	U/L	1-41
Serum Total Protein, Biuret	7.31	g/dl	6.6-8.7
Serum Albumin, BCG	4.94 *	g/dl	3.4-4.8
Serum Globulin, Calculated	2.37	g/dl	2-4
Serum Albumin:Globulin Ratio, Calculated	2.08 *		1-2
Serum Total Bilirubin, Diazo	0.78	mg/dl	0-1.2
Serum Direct Bilirubin, Diazo	0.28	mg/dl	0-0.3
Serum Indirect Bilirubin, Calculated	0.50	mg/dl	0-0.8

Indicates test value is outside reference range defined. All such values are rechecked.

Dr. ALKA THOOL, MD-PATH
SENIOR PATHOLOGIST

Performed by

**WOCKHARDT HOSPITALS, NAGPUR**

1643, North Ambazari Road, Nagpur-440 010, Tel : (0712) 6624444, 6624100

Fax : (0712) 2261266 Website : www.wockhardthospitals.com

Registered Office Address :- Wockhardt Towers, BKC, Bandra (East) Mumbai 400051

CIN: U85100MH1991PLC063096

DEPARTMENT OF PATHOLOGY TEST REPORT

UHID	: WHN2.0000333020	Age/Sex: 37(Y)02(M)09(D)/M	Order Date	: 14-Jan-2023
Name	: Mr PANKAJ PRAKASH TERASE		Order No.	: OPD475943
Ref. Doctor	: WOCKHARDT HOSPITAL			
Con.Doctor	: WOCKHARDT		Report Date	: 14-Jan-2023

MEDIWHEEL FULL BODY HCU MALE AND FEMALE BELOW 40

<u>Parameter</u>	<u>Result</u>	<u>Unit</u>	<u>Reference Range</u>
Serum Uric Acid, Enzymatic	5.6	mg/dl	1-7

Dr. ALKA THOOL, MD-PATH
SENIOR PATHOLOGIST

Performed by

**WOCKHARDT HOSPITALS, NAGPUR**

1643, North Ambazari Road, Nagpur - 440 010. Tel : (0712) 6624444, 6624100

Fax : (0712) 2261266 Website : www.wockhardthospitals.com

Registered Office Address :- Wockhardt Towers, BKC, Bandra (East) Mumbai 400051

CIN: U85100MH1991PLC063096

DEPARTMENT OF PATHOLOGY TEST REPORT

UHID	: WHN2.0000333020	Age/Sex: 37(Y)02(M)09(D)/M	Order Date	: 14-Jan-2023
Name	: Mr PANKAJ PRAKASH TERASE		Order No.	: OPD475958
Ref. Doctor	: WOCKHARDT HOSPITAL			
Con.Doctor	: WOCKHARDT		Report Date	: 14-Jan-2023

<u>Parameter</u>	<u>Result</u>	<u>Unit</u>	<u>Reference Range</u>
<u>ELECTROLYTES</u>			
Serum Sodium, ISE	141	mmol/l	135-145
Serum Potassium, ISE	4.5	mmol/l	3.6-5
<u>SERUM VITAMIN D (25-OH)</u>			
25 Hydroxy Cholecalciferol (VITAMIN D), ECLIA	9.46	ng/mL	Insufficiency 10-30 Severe deficiency <10 Sufficiency >30 Toxicity >100
Serum Urea, Urease-GLDH	18	mg/dl	1-50

Dr. ALKA THOOL, MD-PATH
SENIOR PATHOLOGIST

Performed by

**WOCKHARDT HOSPITALS, NAGPUR**

1643, North Ambazari Road, Nagpur -440 010, Tel: (0712) 6624444, 6624100

Fax: (0712) 2261266 Website: www.wockhardthospitals.com

Registered Office Address :- Wockhardt Towers, BKC, Bandra (East) Mumbai 400051

CIN: U85100MH1991PLC063096

DEPARTMENT OF PATHOLOGY TEST REPORT

UHID	: WHN2.0000333020	Age/Sex	37(Y)02(M)09(D)/M	Order Date	: 14-Jan-2023
Name	: Mr PANKAJ PRAKASH TERASE	Order No.	: OPD475958		
Ref. Doctor	: WOCKHARDT HOSPITAL				
Con.Doctor	: WOCKHARDT	Report Date	: 14-Jan-2023		

<u>Parameter</u>	<u>Result</u>	<u>Unit</u>	<u>Reference Range</u>
PSA TOTAL			
Serum PSA total, ECLIA	0.526	ng/mL	0-4

Test results cannot be interpreted as absolute evidence for the presence or absence of malignant disease.

Dr. ALKA THOOL , MD-PATH
SENIOR PATHOLOGIST

**WOCKHARDT HOSPITALS, NAGPUR**

1643, North Ambazari Road, Nagpur -440 010.Tel : (0712) 6624444, 6624100

Fax : (0712) 2261266 Website : www.wockhardthospitals.com

Registered Office Address :- Wockhardt Towers , BKC , Bandra (East) Mumbai 400051

CIN: U85100MH1991PLC063096

DEPARTMENT OF PATHOLOGY TEST REPORT

UHID	: WHN2.0000333020	Age/Sex: 37(Y)02(M)09(D)/M	Order Date	: 14-Jan-2023
Name	: Mr PANKAJ PRAKASH TERASE		Order No.	: OPD475943
Ref. Doctor	: WOCKHARDT HOSPITAL			
Con.Doctor	: WOCKHARDT		Report Date	: 14-Jan-2023

MEDIWHEEL FULL BODY HCU MALE AND FEMALE BELOW 40

<u>Parameter</u>	<u>Result</u>	<u>Unit</u>	<u>Reference Range</u>
Serum Total T3, ECLIA	145.9	ng/dL	84.6-201.8
Serum Total T4, ECLIA	7.57	µg/dl	5.13-14.06
Serum TSH, ECLIA	1.02	µIU/mL	0.2-4.2

Dr. ALKA THOOL , MD-PATH
SENIOR PATHOLOGIST

Performed by

**WOCKHARDT HOSPITALS, NAGPUR**

1643, North Ambazari Road, Nagpur - 440 010, Tel : (0712) 6624444, 6624100

Fax : (0712) 2261266 Website : www.wockhardthospitals.com

Registered Office Address :- Wockhardt Towers , BKC , Bandra (East) Mumbai 400051

CIN: U85100MH1991PLC063096

TABULAR SUMMARY REPORT

Terese Pankaj
ID: 003333020

37 years

14-Jan-2023
10:31:10

Male

BRUCE Exercise time: 7:30
Max HR: 172bpm 93% of max predicted 188bpm
Max BP: 160/80 Maximum workload: 9.3METs

25.0 mm/s
10.0 mm/mV
100hz

Referred by:
Test ind:

Reason for Termination: Patient fatigue
Comments: BASELINE ECG WITHIN NORMAL LIMITS
PEAK EXERCISE: NO SIGNIFICANT ST CHANGES NO ANGINA
RECOVERY: UNEVENTFUL
TMT IS NEGATIVE FOR INDUCIBLE ISCHEMIA
DR. DINESH PADOLE MD DNB

Phase Name	Stage Name	Time in Stage	Speed (mph)	Grade (%)	Workload (METs)	HR (bpm)	BP (mmHg)	RPP (x100)
PRETEST	SUPINE	1:00	**x	**x	1.0	61	110/80	67
	STANDING	0:02	**x	**x	1.0	61	110/80	67
	HYPERVENT	0:01	**x	**x	1.0	61	110/80	67
EXERCISE	Warm Up	0:04	0.8	0.0	1.0	60	110/80	66
	STAGE 1	3:00	1.7	10.0	4.6	113	130/80	147
	STAGE 2	3:00	2.5	12.0	7.0	145	140/80	203
RECOVERY	STAGE 2	1:30	3.4	14.0	9.3	172	140/80	241
	STAGE 3	3:02	**x	**x	1.0	56	120/80	115

Technician:

WOCKHARDT HOSPITALS NAGPUR

Unconfirmed

MAC55 00910

SELECTED MEDIANS REPORT

Terase Parkaj
ID: 00333020

37 years

14-Jan-2023
10:31:10

Referred by:
Test Ind:

Male

BRUCE
Max HR: 172bpm 93% of max predicted 183bpm
Max BP: 140/80
Maximum workload: 9.3 METS
Reason for Termination: Patient fatigue

Comments: BASELINE ECG WITHIN NORMAL LIMITS
PEAK EXERCISE NO SIGNIFICANT ST-CHANGES NO ANGINA
RECOVERY LINEY ENTITLED
TMT IS NEGATIVE FOR INDICIBLE ISCHEMIA
DR DINESH PADOLE MD DNB

25.0 mm/s
10.0 mm/mV
100Hz

BASELINE
EXERCISE
60bpm
BP: 110/80

MAX ST
RECOVERY
2:13
108bpm

PEAK
EXERCISE
7:30
BP: 140/80

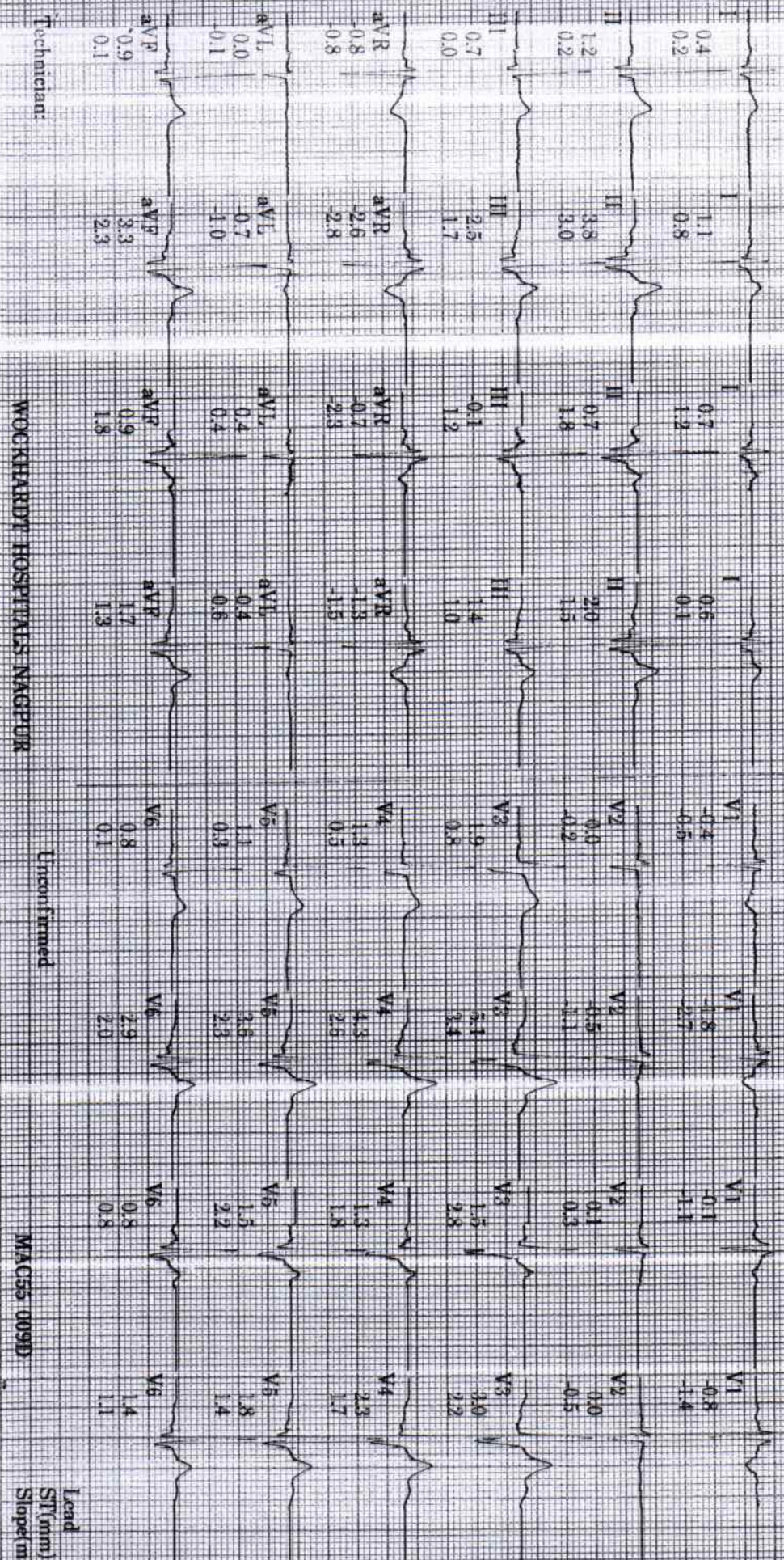
TEST END
RECOVERY
3:00
BP: 120/80

BASELINE
EXERCISE
6:00
60bpm
BP: 110/80

MAX ST
RECOVERY
2:12
108bpm

PEAK
EXERCISE
7:30
BP: 140/80

TEST END
RECOVERY
3:00
96bpm
BP: 120/80



Technician:

WOCKHARDT HOSPITALS NAGPUR

Unconfirmed

MAC55 009D

Lead
ST(mm)
Slope(mV/s)

Terase Pankaj
ID: 003333020

37 years

Male

14 Jan-2023
10:31:10

Referred by:
Test ind:

BRUCE

Total Exercise time: 7:30

Max HR: 172bpm 93% of max predicted 183bpm
Max BP: 140/80
Maximum workload: 9.3METs

Reason for Termination: Patient fatigue
Comments: BASELINE ECG WITHIN NORMAL LIMITS
PEAK EXERCISE: NO SIGNIFICANT ST CHANGES. NO ANGINA
RECOVERY: UNEVENTFUL
TMT IS NEGATIVE FOR INDUCIBLE ISCHEMIA
DR DINESH PAIDOLF MD, DNB

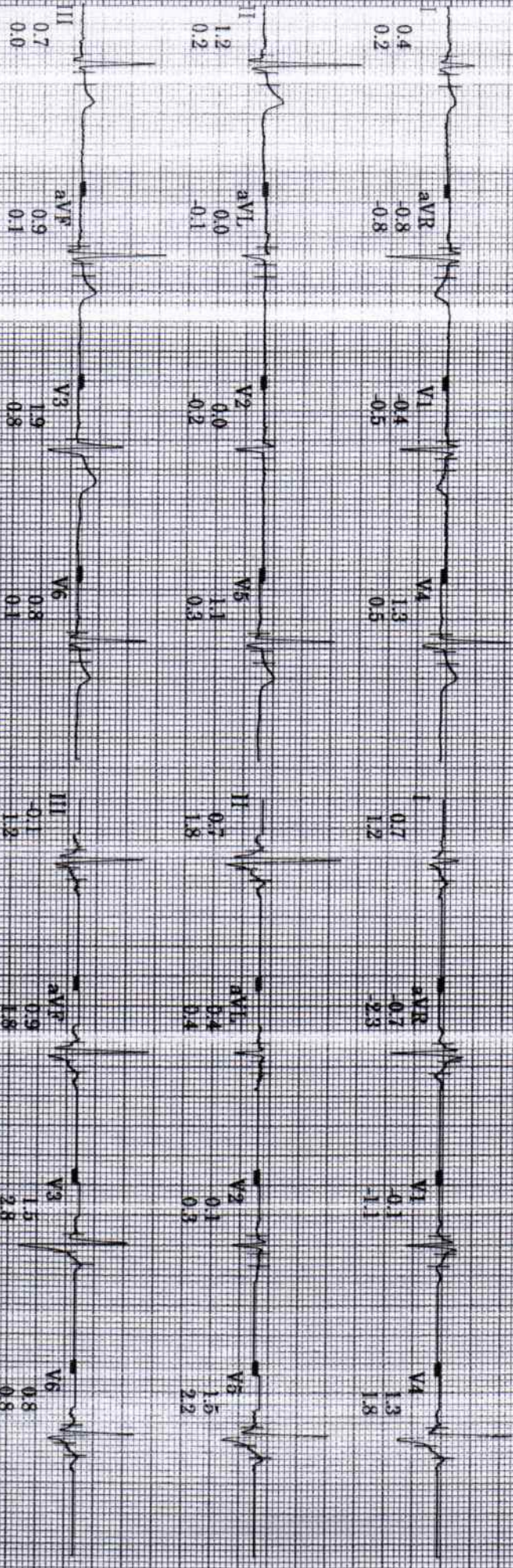
25.0 mm/s
10.0 mm/mV
100hz

EXERCISE STAGE 1 1.0 METS
BP: 110/80
ST @ 10mm/mV
80ms post J

Lead ST(mm) Slope(mV/s)

EXERCISE STAGE 3 9.3 METS
BP: 140/80
ST @ 10mm/mV
80ms post J

Lead ST(mm) Slope(mV/s)



Technician

WOCKHARDT HOSPITALS NAAGER

Uncounted

MAC55 009D

Terase Pankaj
ID: 003333020

14-Jan-2023
10:32:14

61bpm


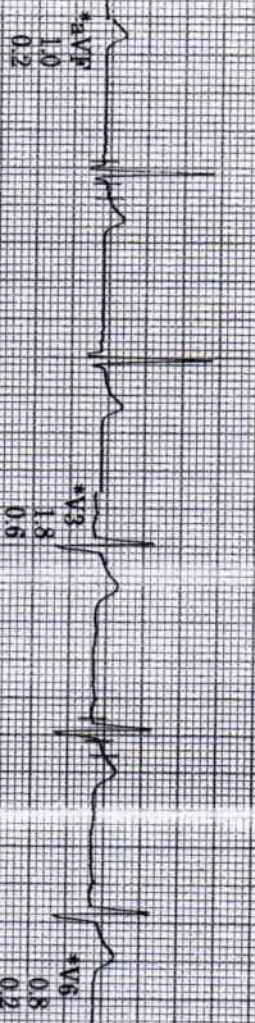
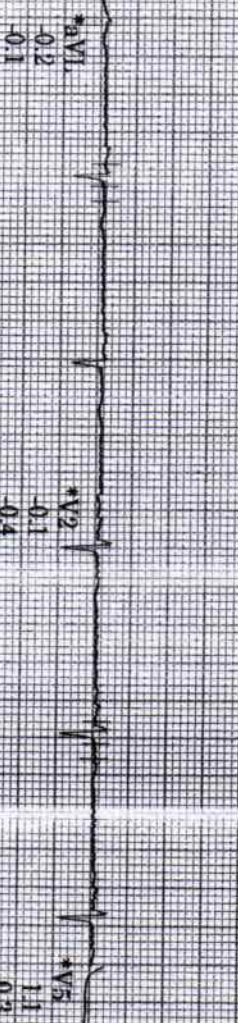
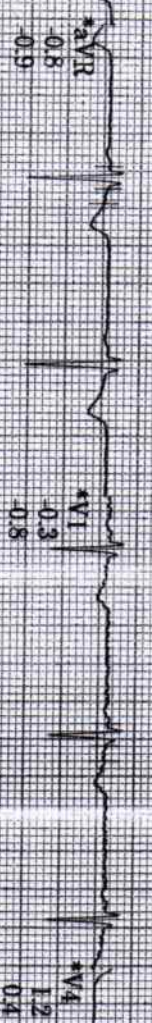
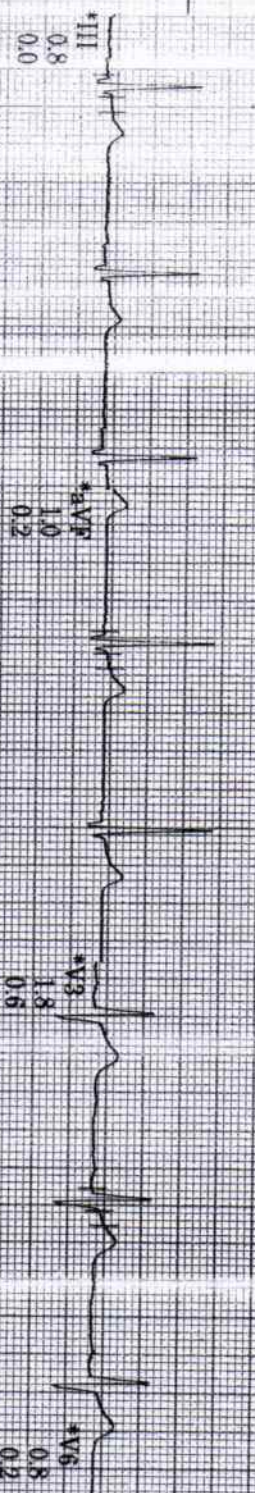
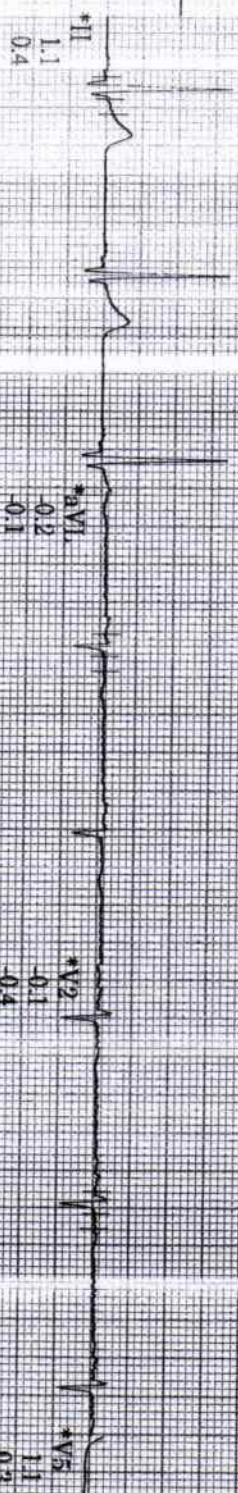
BP: 110/80

PRETEST
Warm Up
1.05

BRIDGE
** mph
***%

ST @ 10mm/mV
80ms postJ

Lead
ST(mm)
Slope(mV/s)



Raw Rhythm

150 Hz 25.0 mm/s 10.0 mm/mV A-H-S-RR 46

* Computer Synthesized Rhythm

MAC55 009D

Terase Pankaj
ID: 003333020
14-Jan-2023
10:35:16

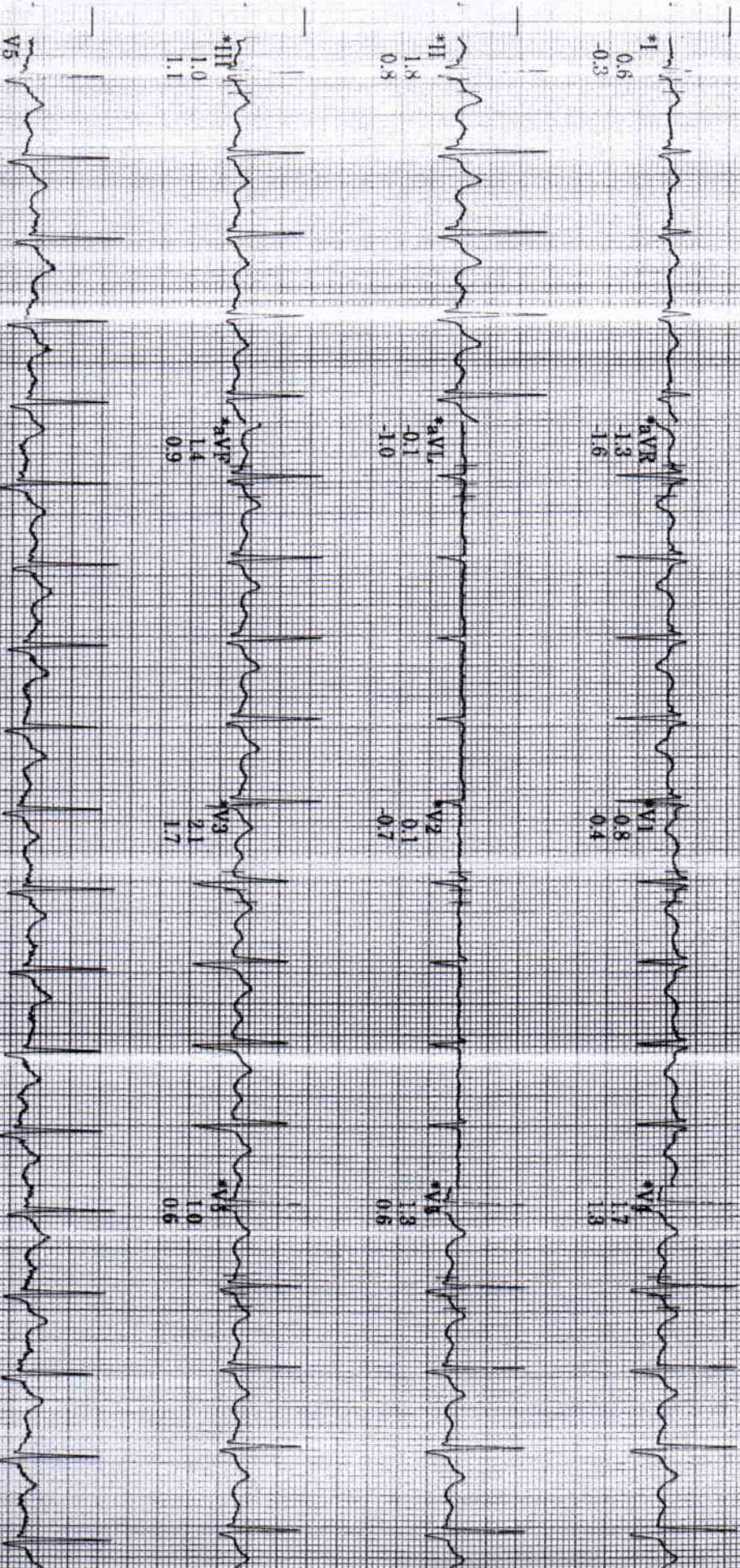
113bpm
BP: 130/80

ST @ 10mm/mV
80ms postJ

EXERCISE
STAGE 1
3:00

BRUCE
1.7mph
10.0%

Lead
ST(mV)
Slope(mV/s)



Raw Rhythm
150 Hz 25.0 mm/s 10.0 mm/mV A-H-S-HR 46

* Computer Synthesized Rhythm

MAC55 009D

Terase Pankaj
ID: 0033333020

14-Jan-2023
10:38:16

145bpm

BP: 140/80

EXERCISE

STAGE 2

6:00


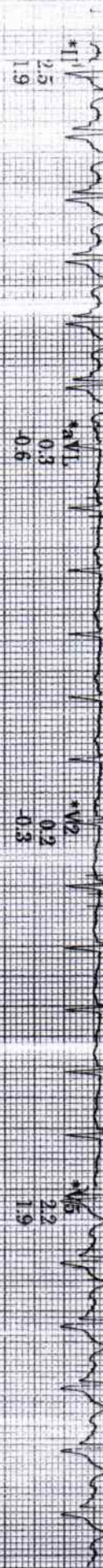

BRUCE

2.5mph

12.0%

ST @ 10mm/mV
80ms postJ

Lead
ST(mm)
Slope(mV/s)



Raw Rhythm

* Computer Synthesized Rhythm

150 Hz 25.0 mm/s 10.0 mm/mV A-H-S-HR 49

MAC25-0091D

Terese Pankaj
ID: 003333020
14-Jan-2023
10:39:47

EXERCISE

STAGE 3

BRIDGE

172bpm

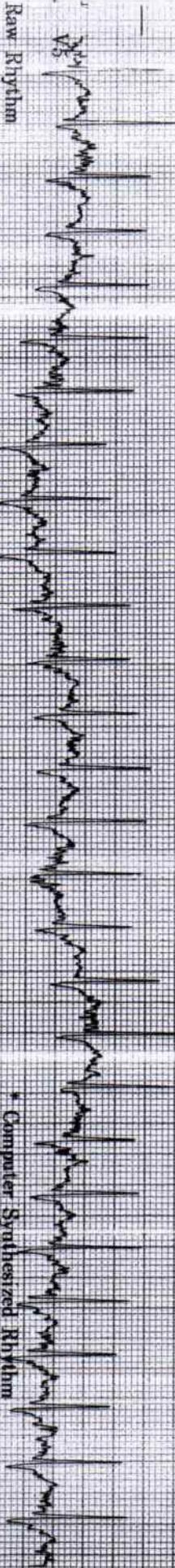
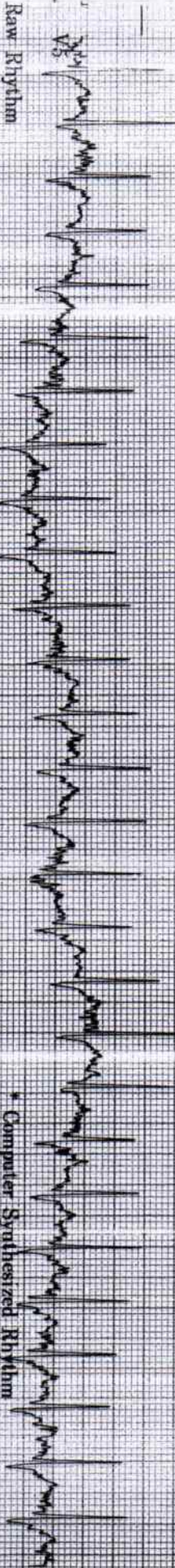
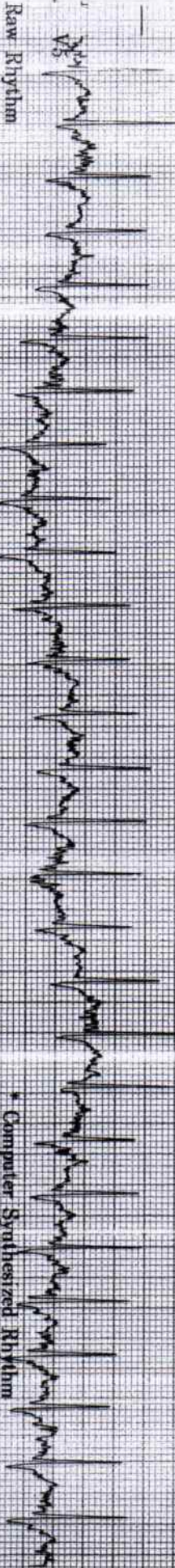
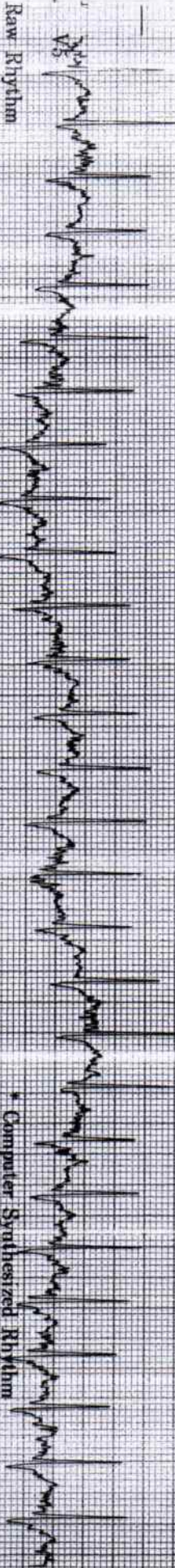
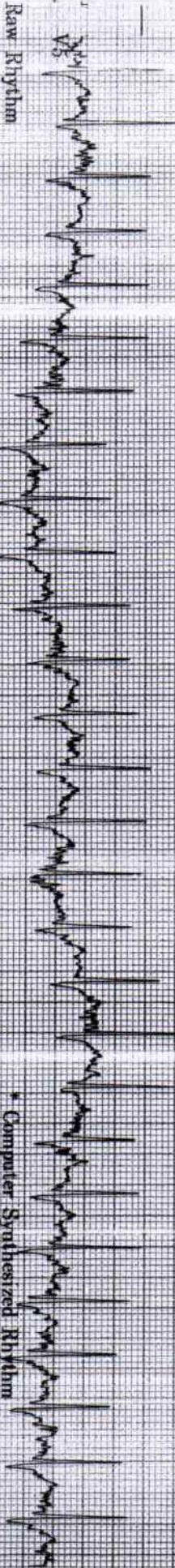
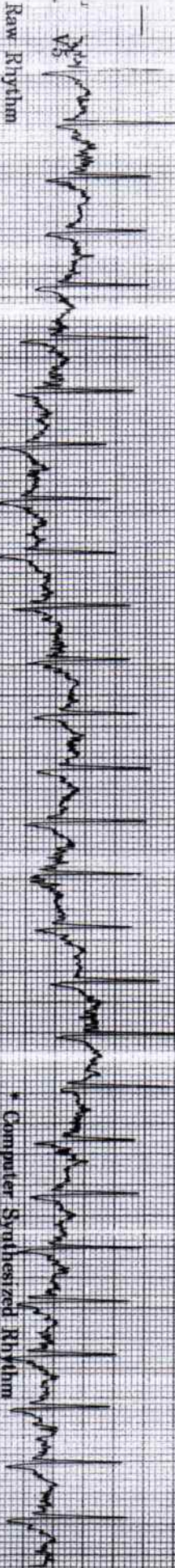
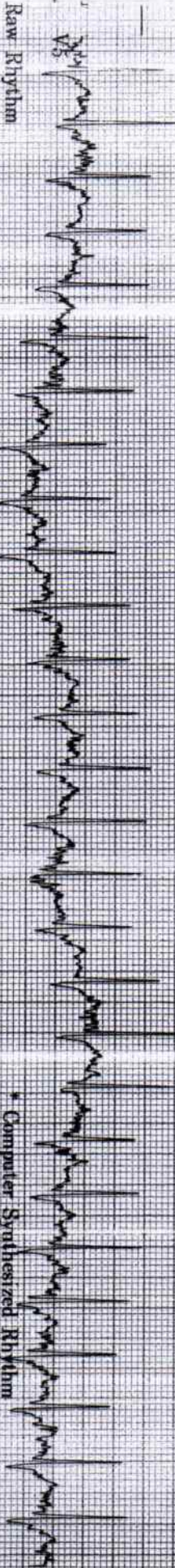
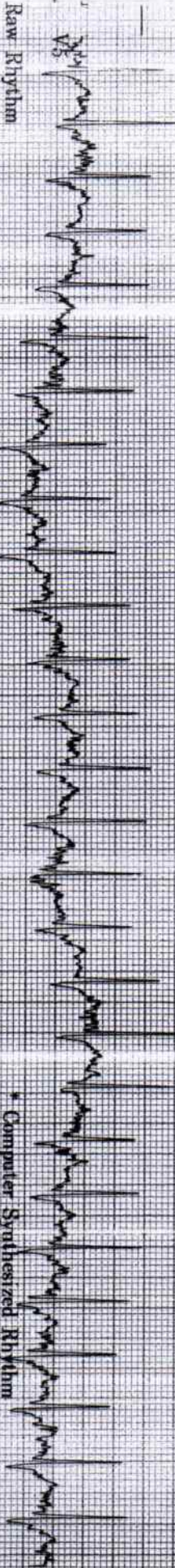
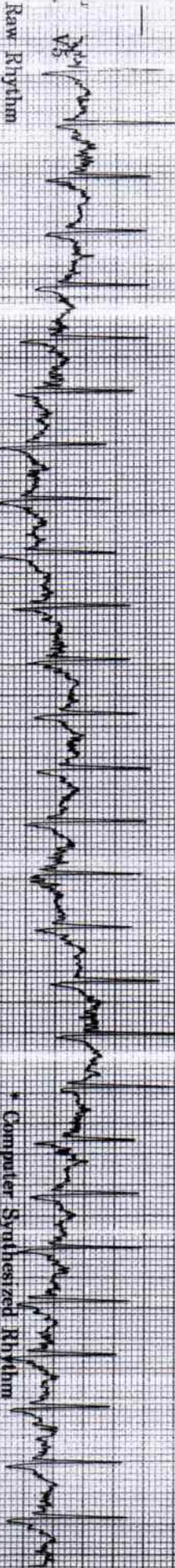
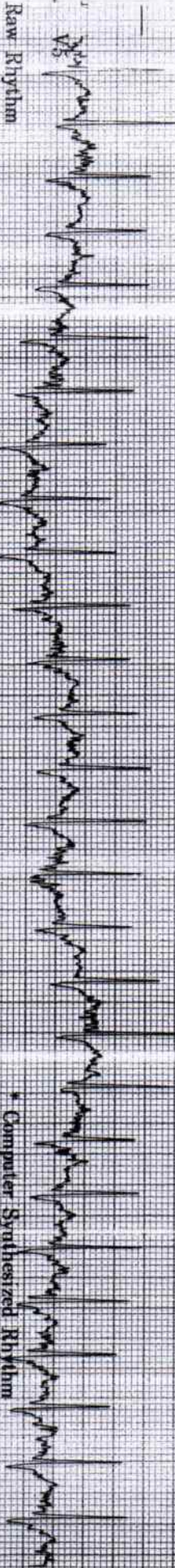
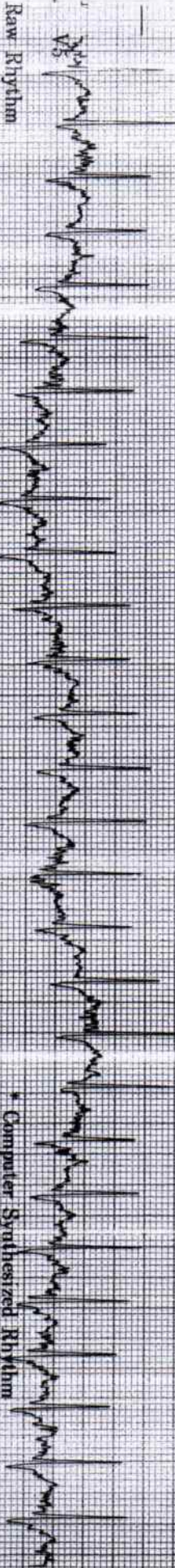
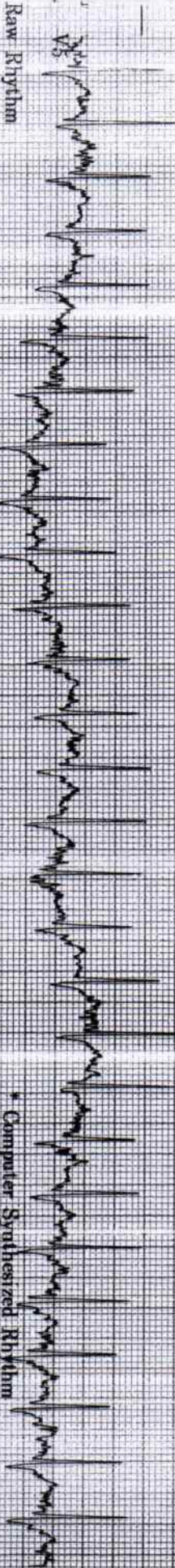
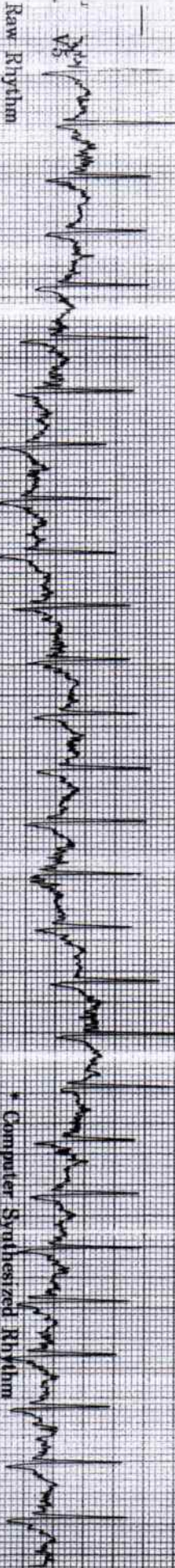
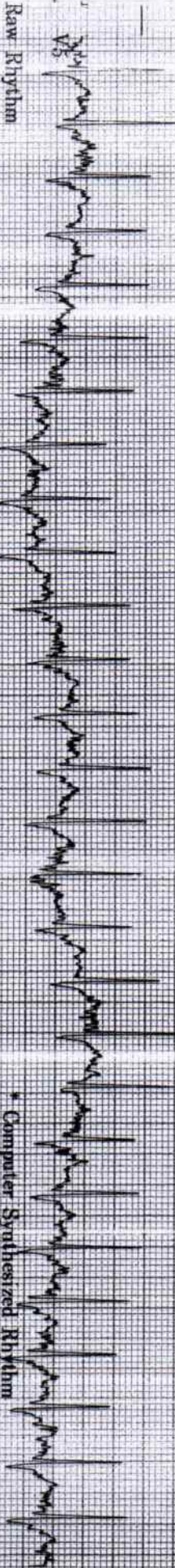
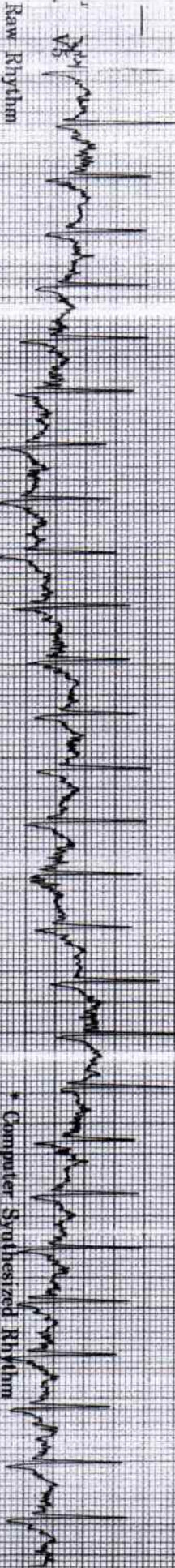
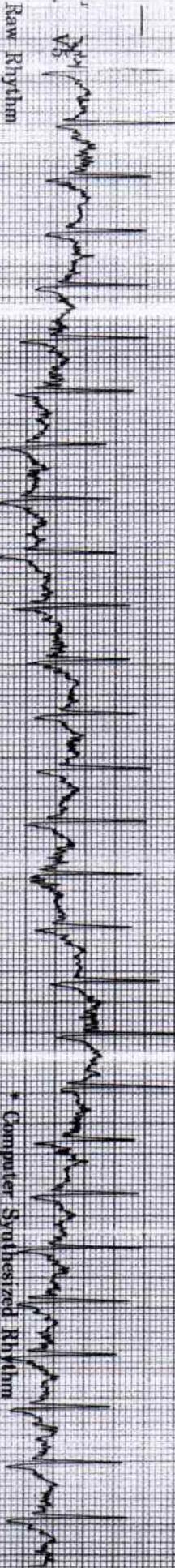
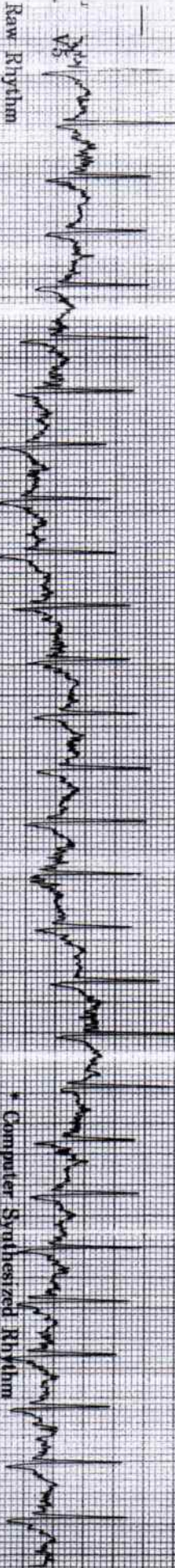
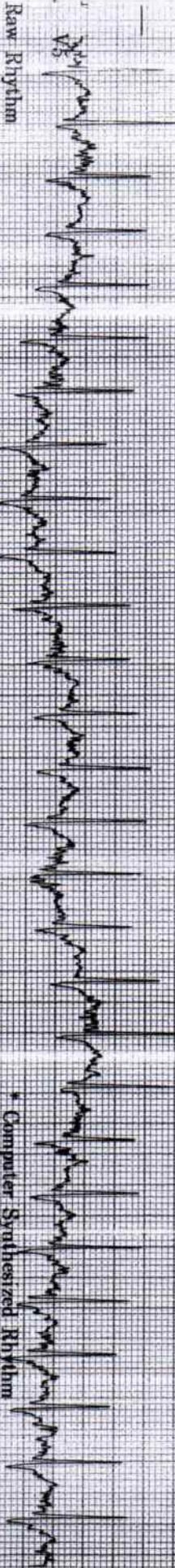
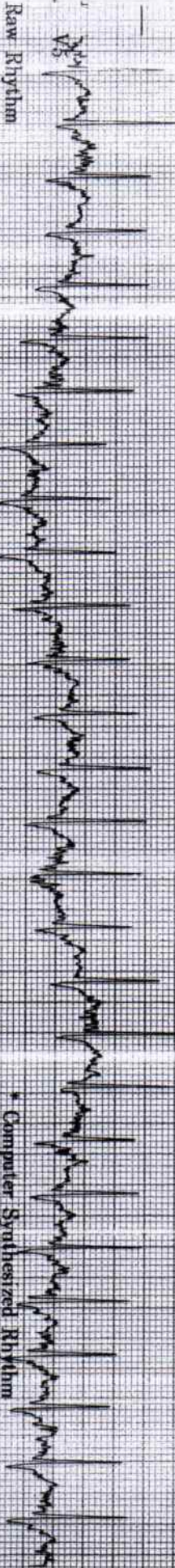
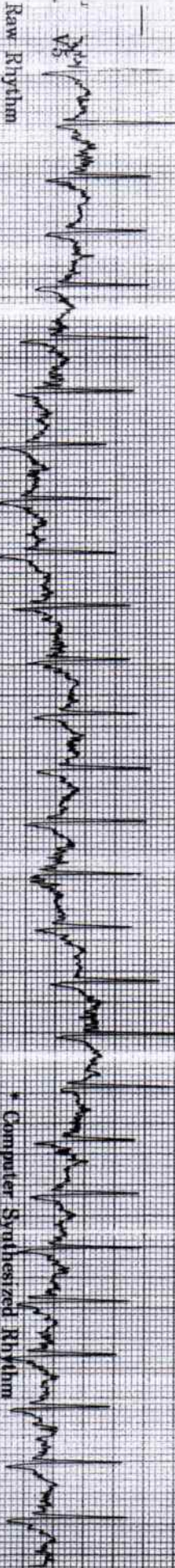
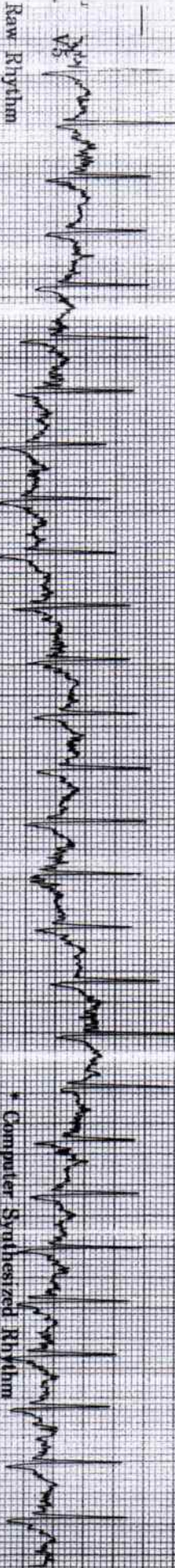
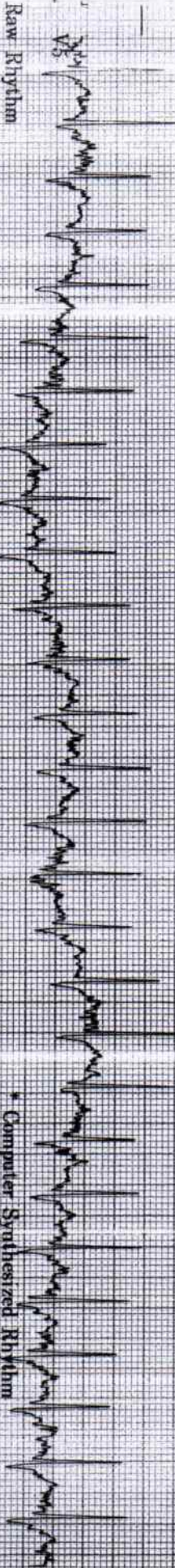
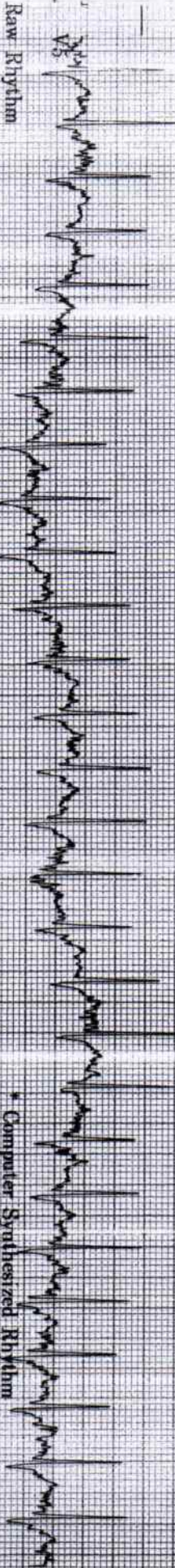
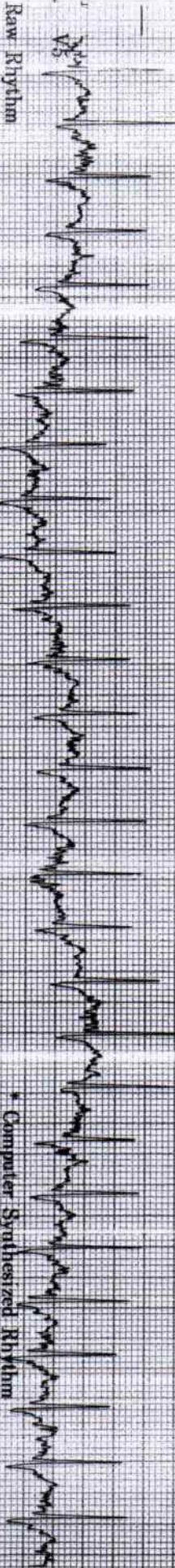
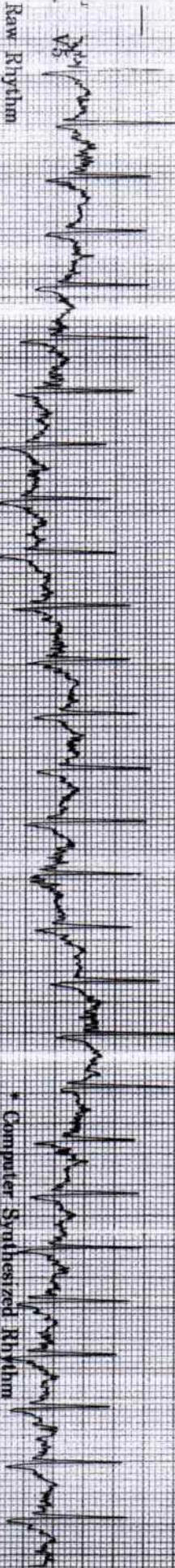
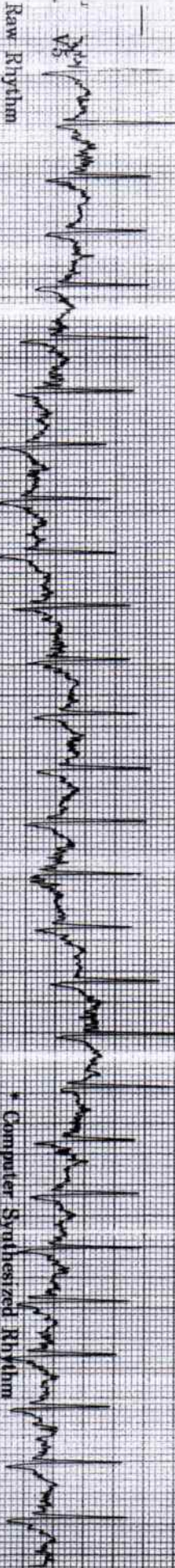
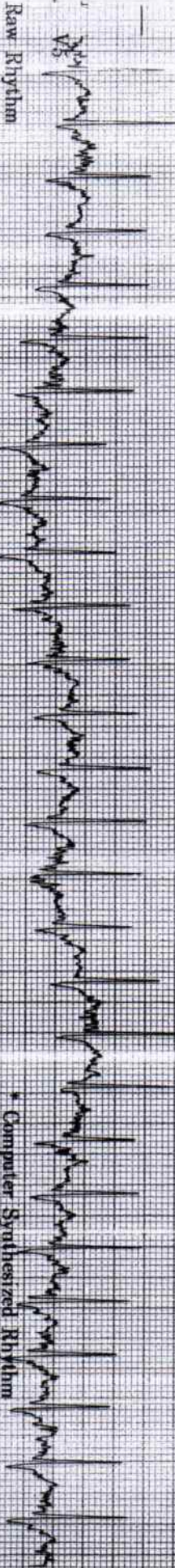
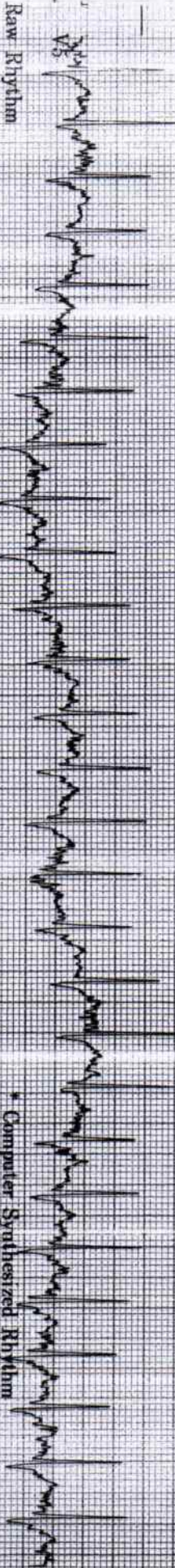
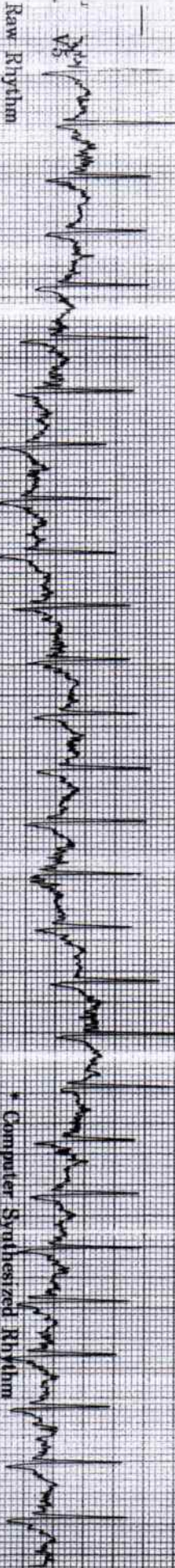
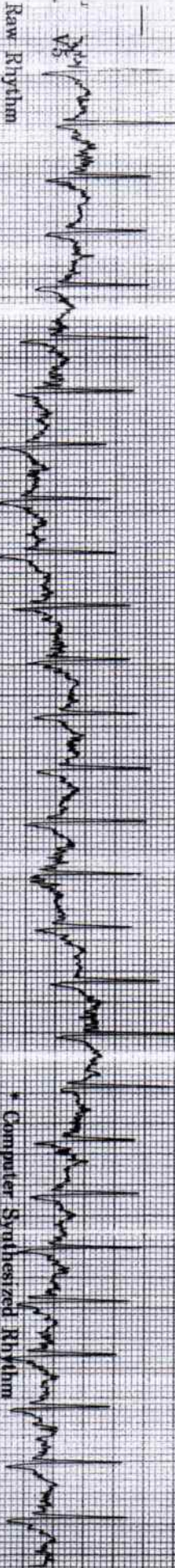
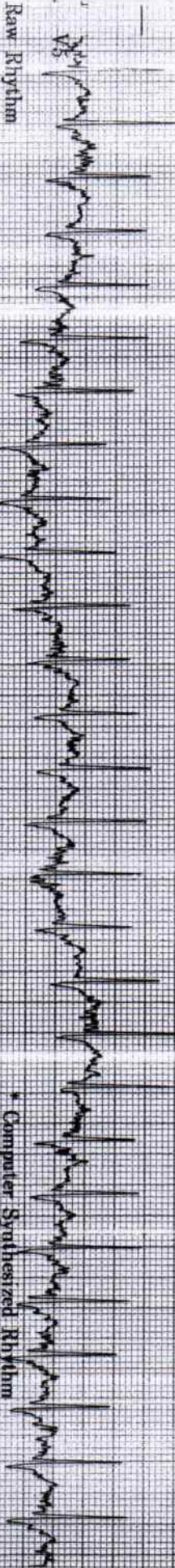
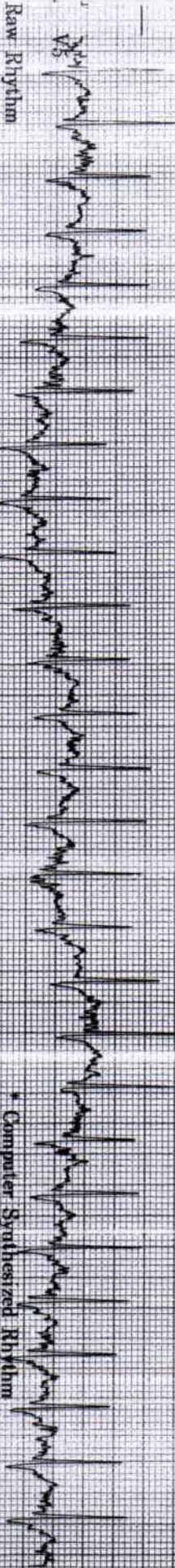
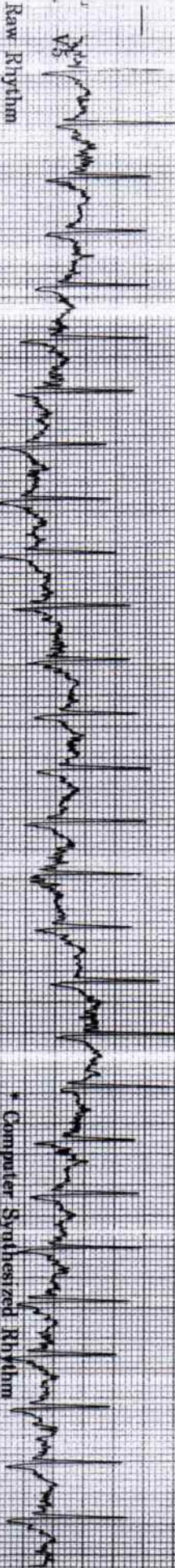
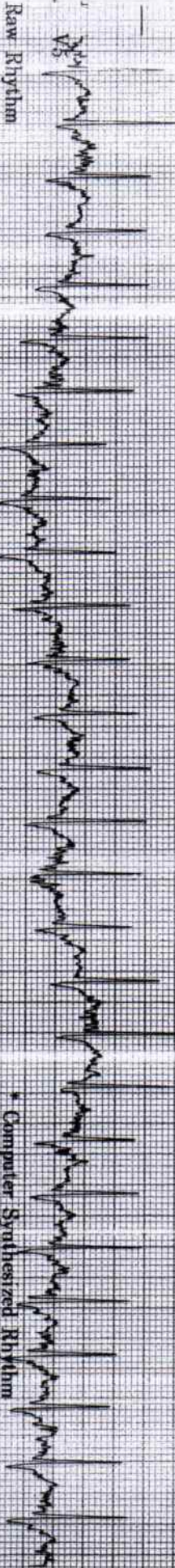
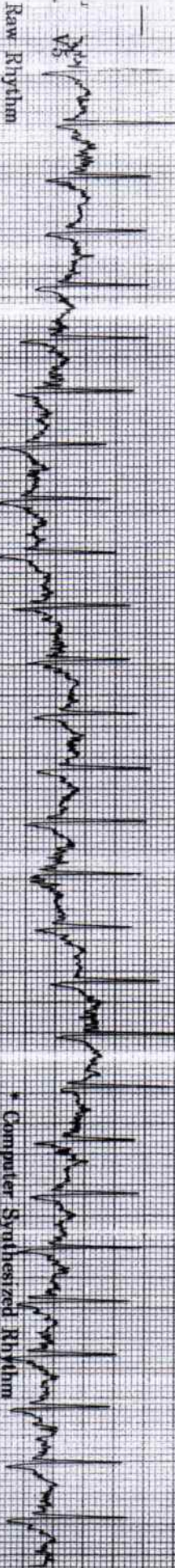
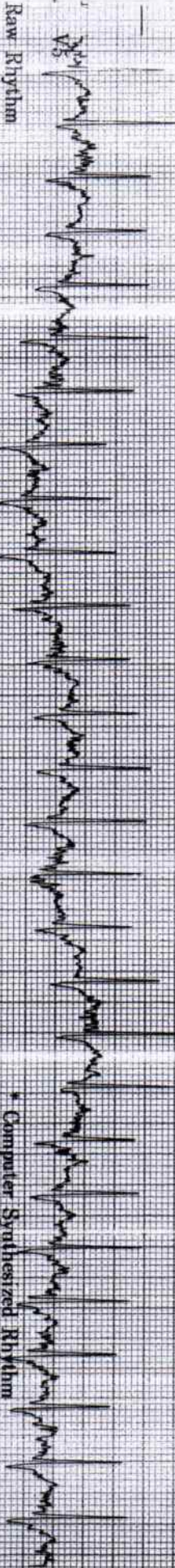
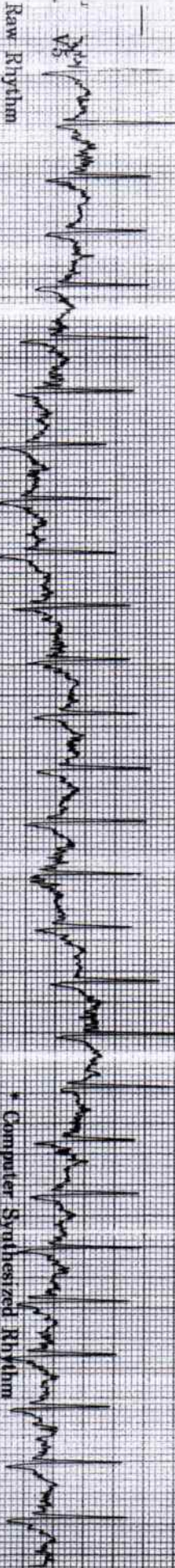
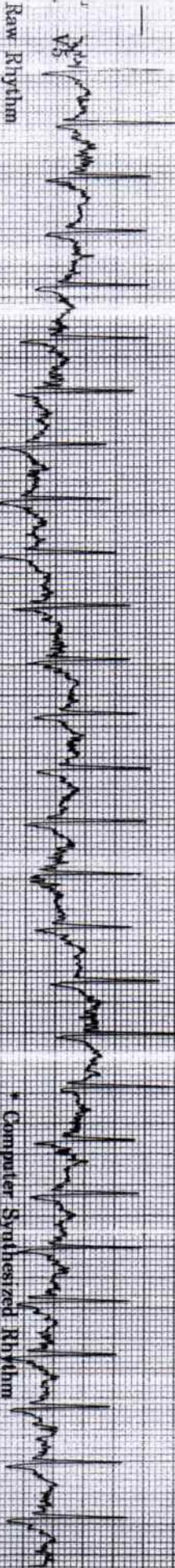
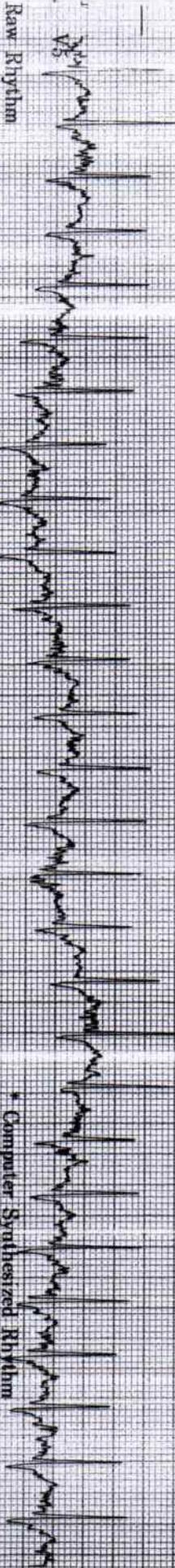
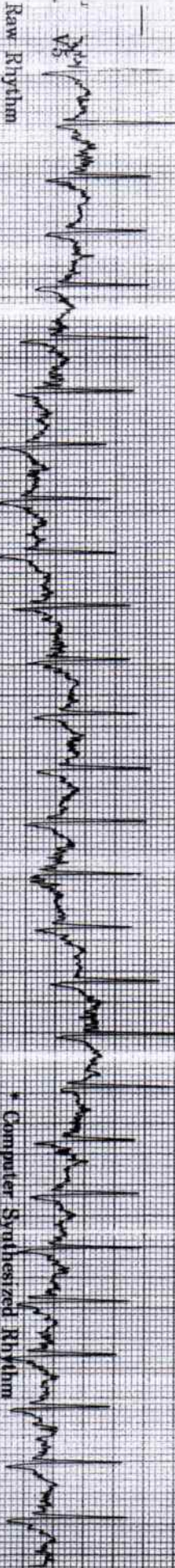
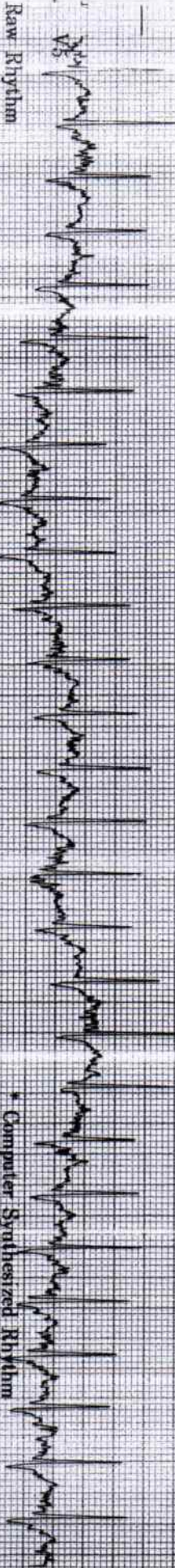
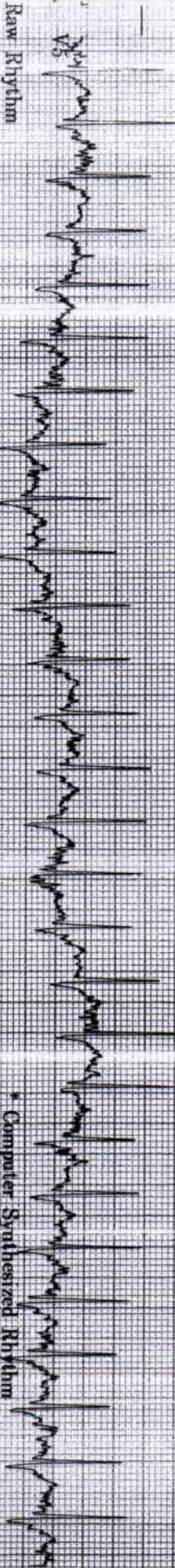
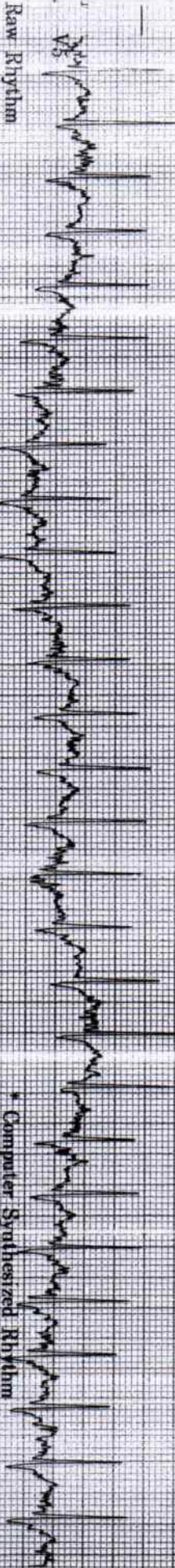
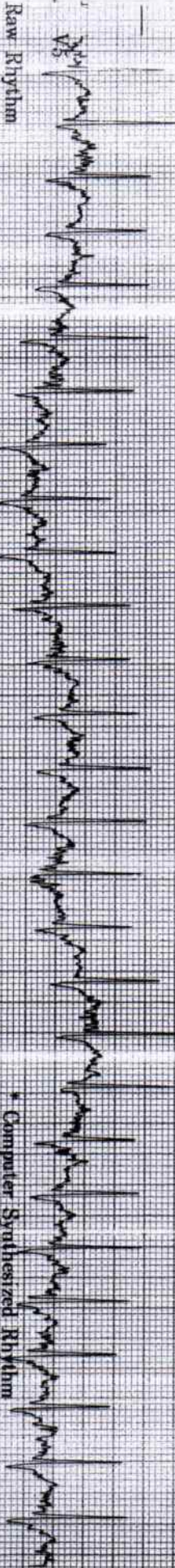
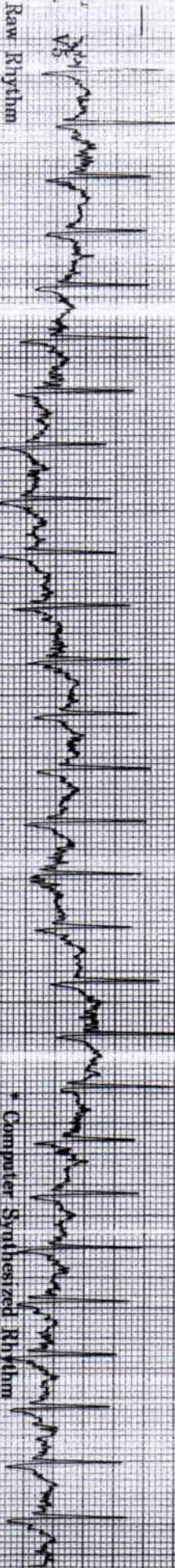
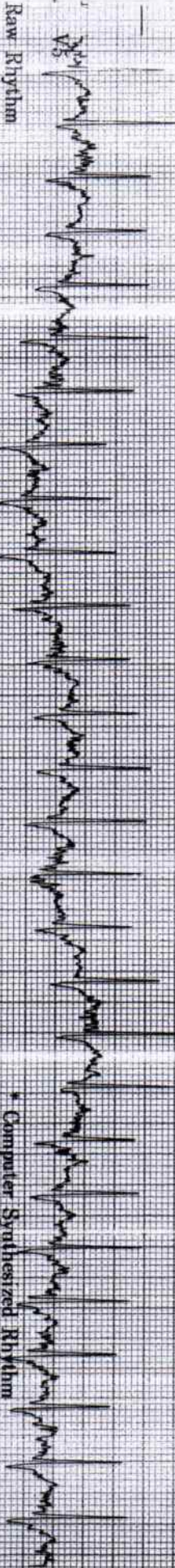
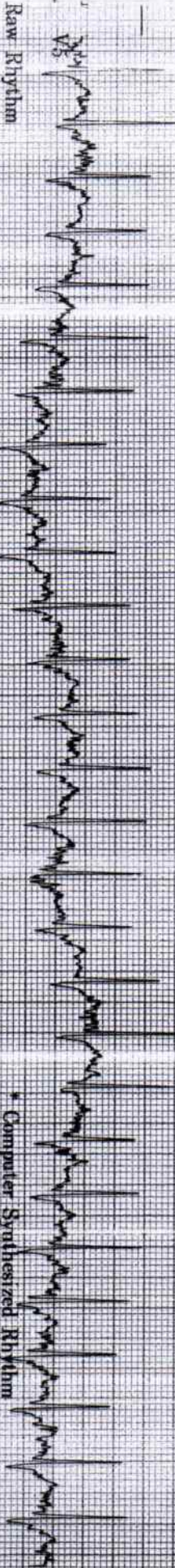
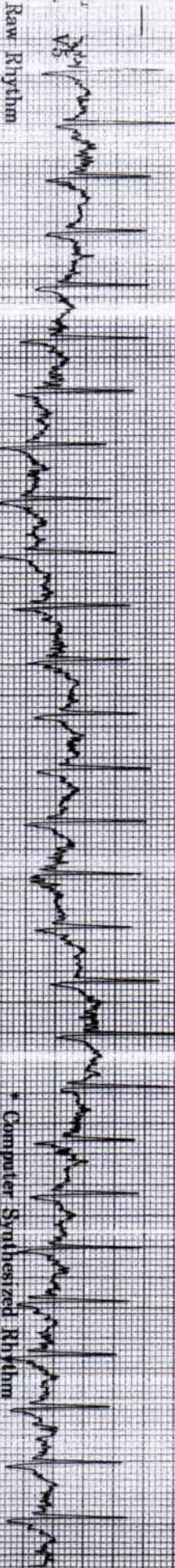
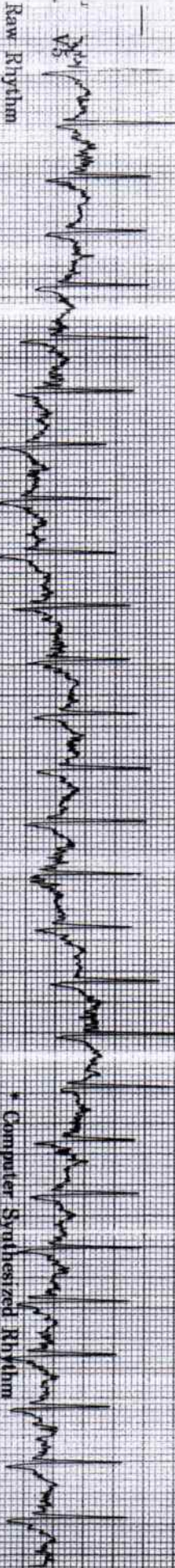
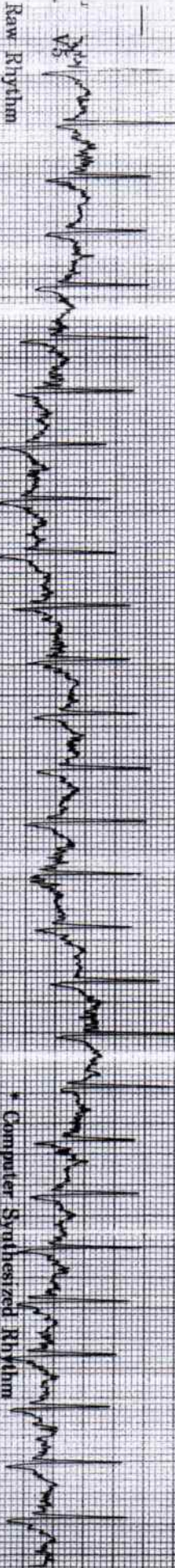
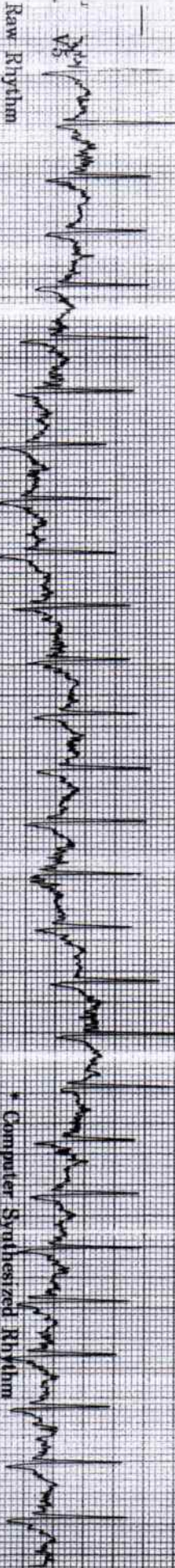
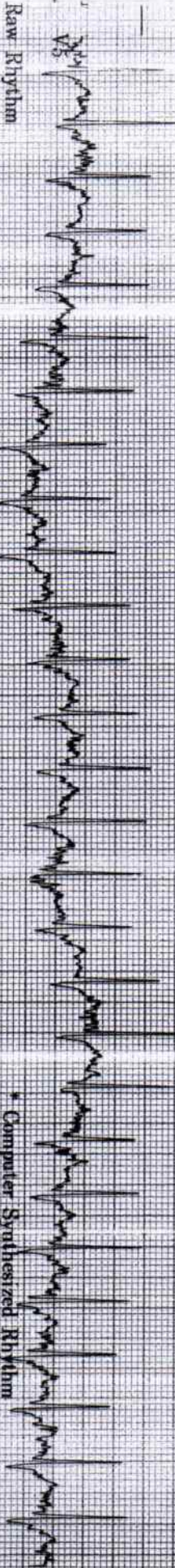
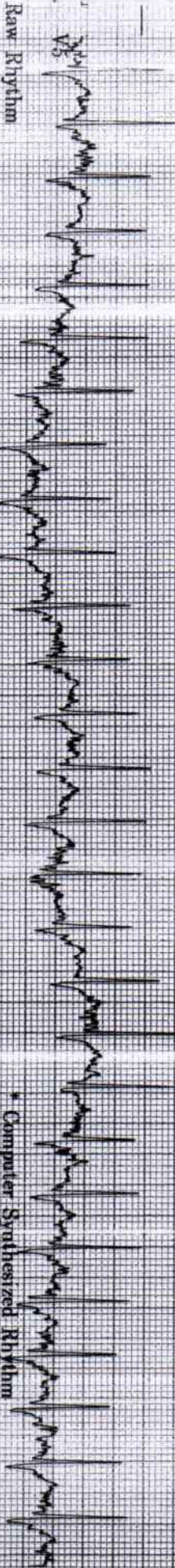
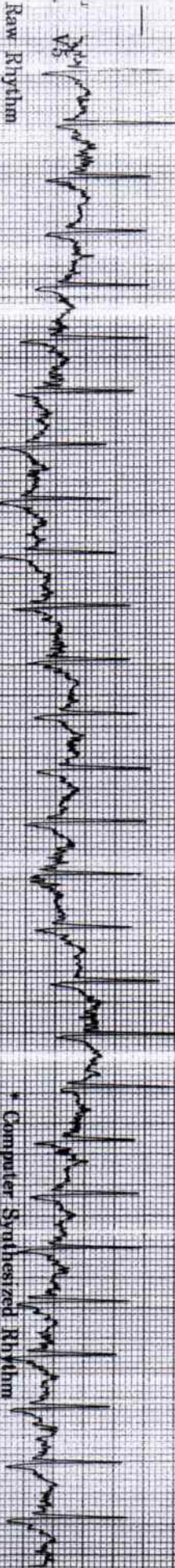
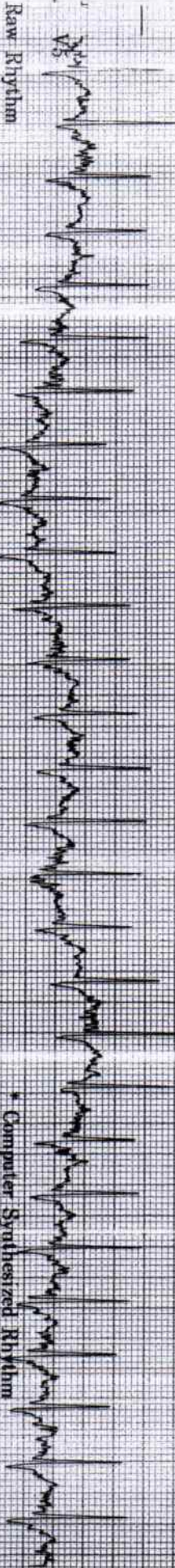
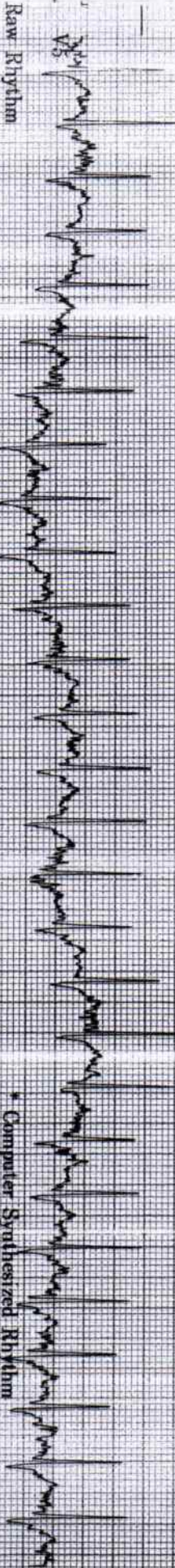
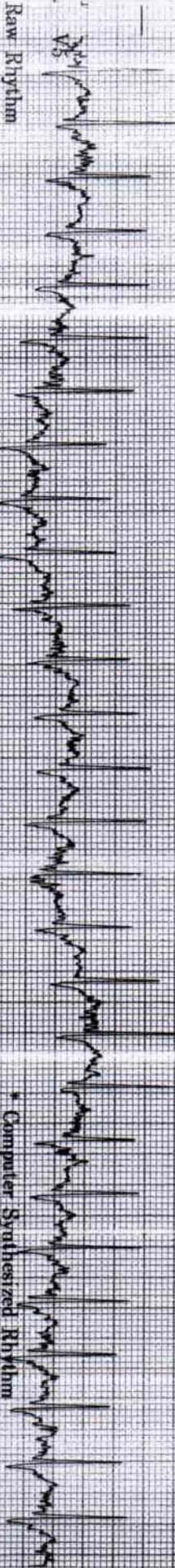
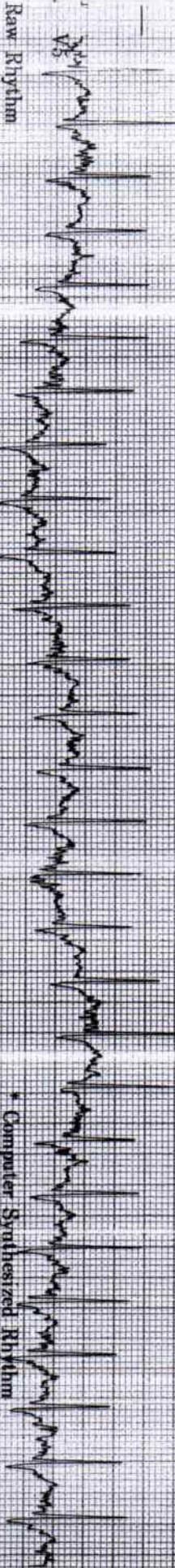
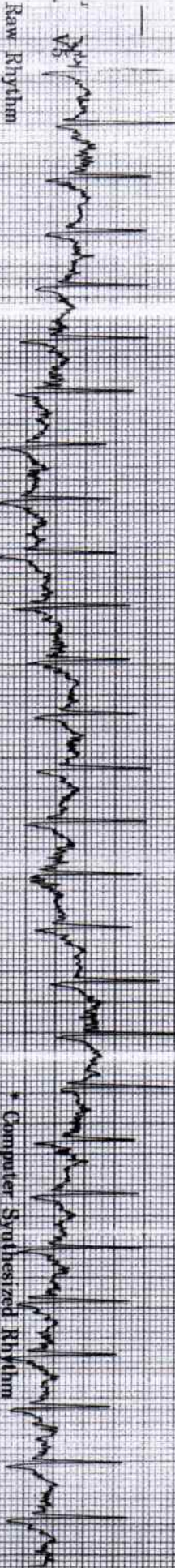
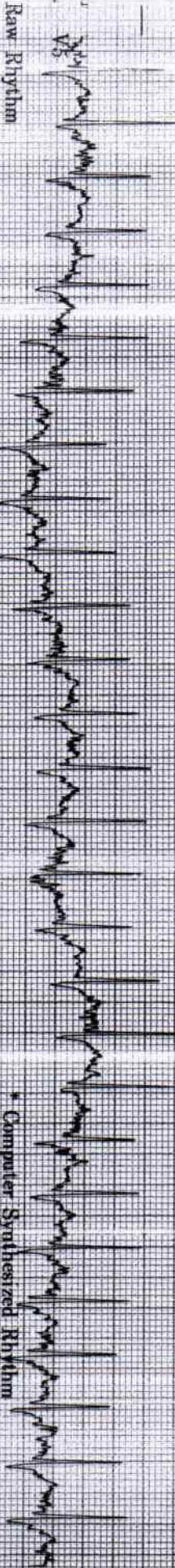
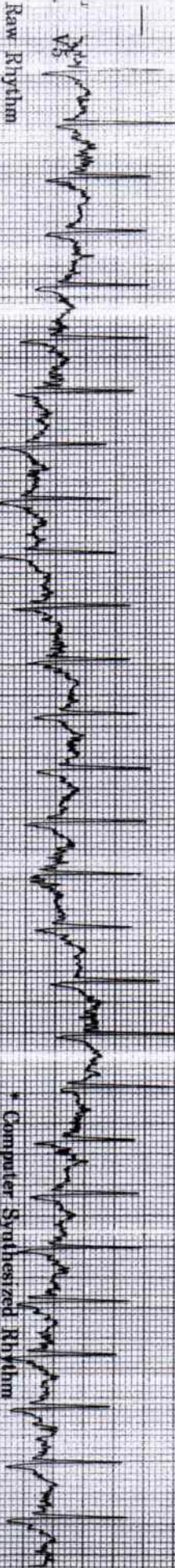
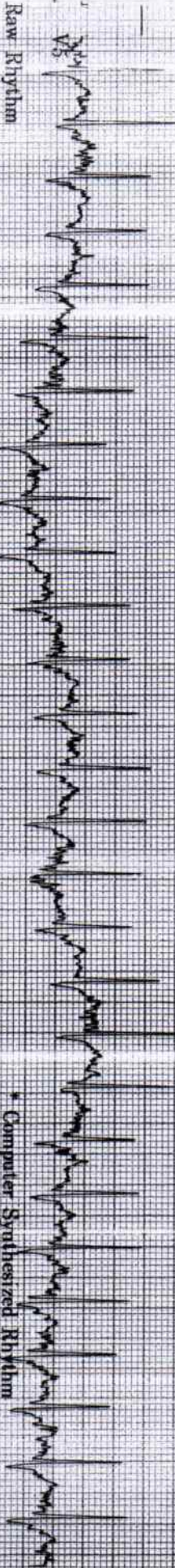
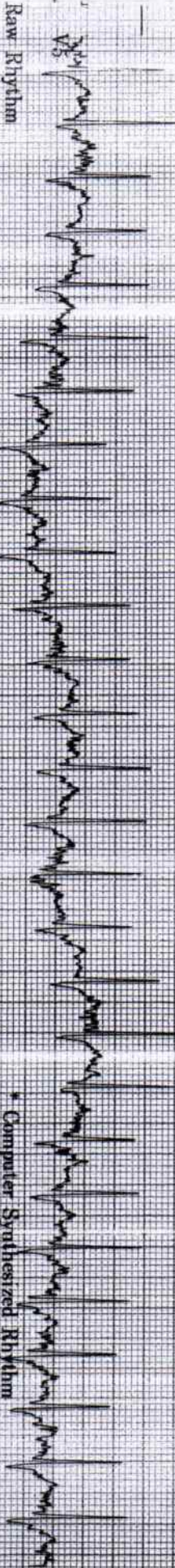
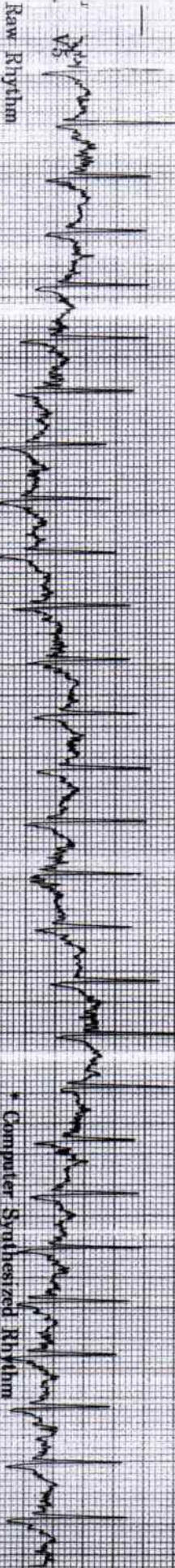
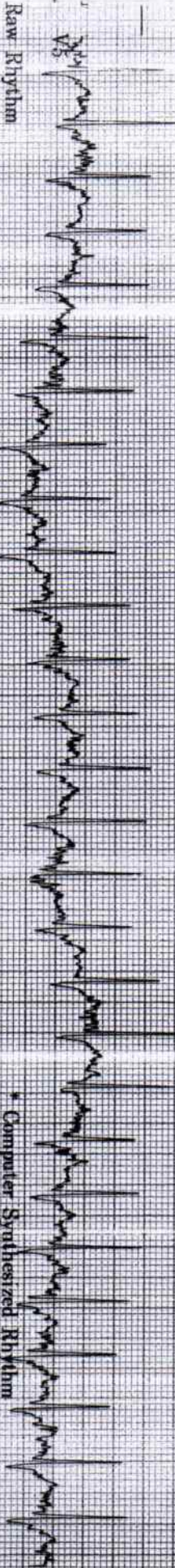
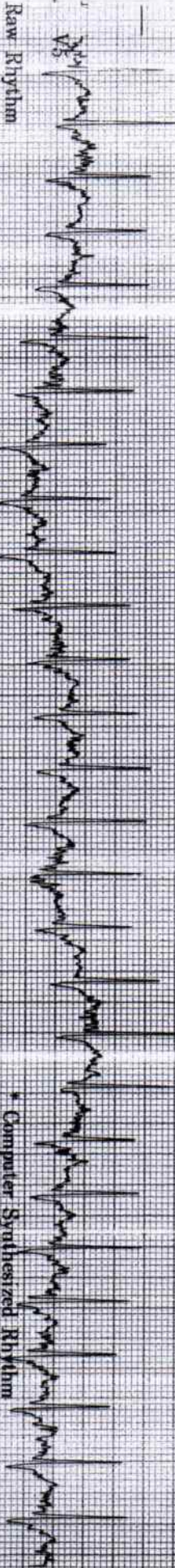
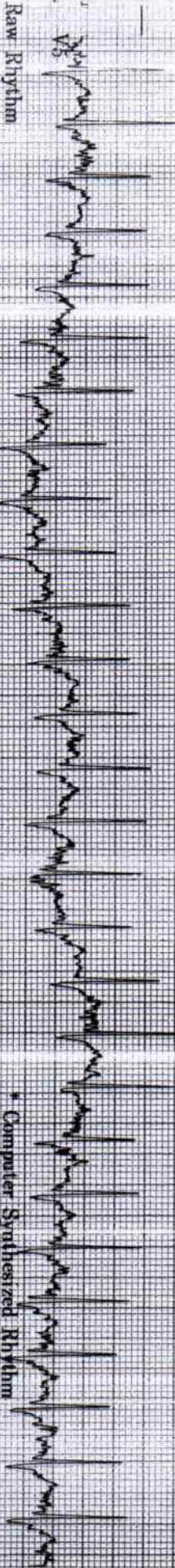
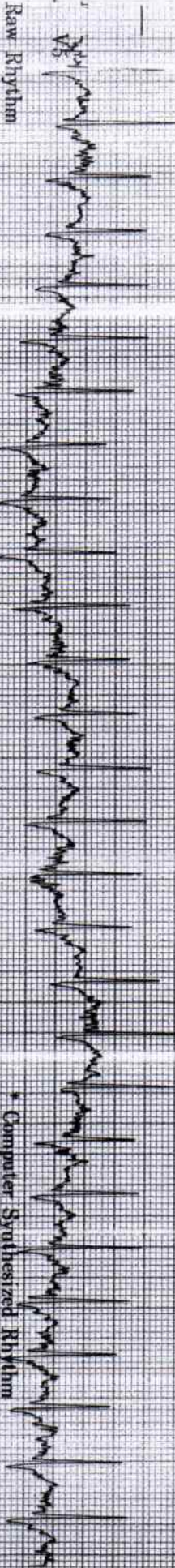
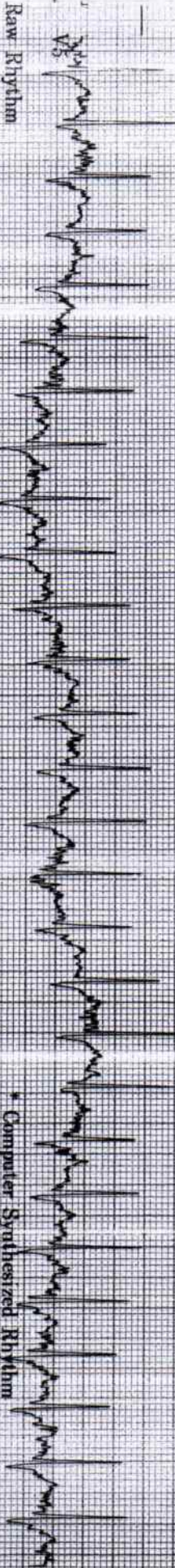
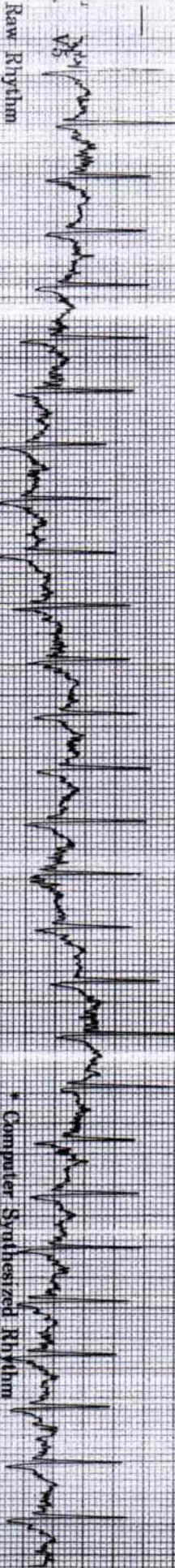
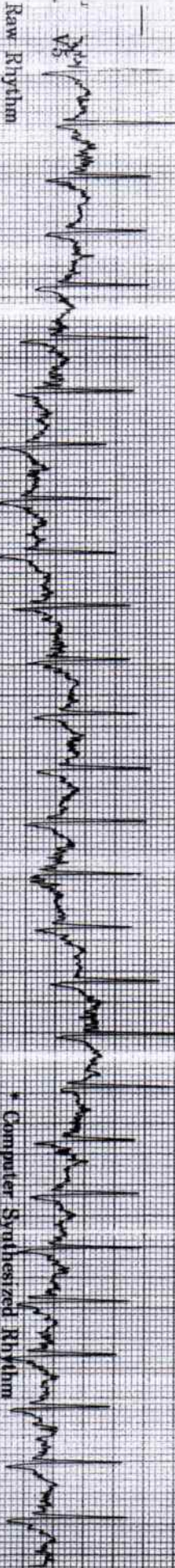
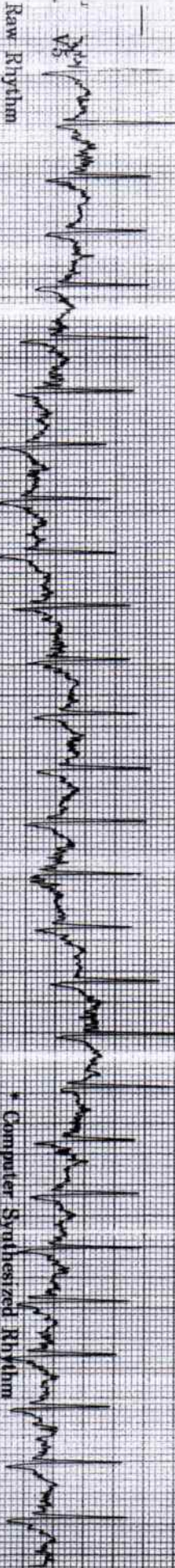
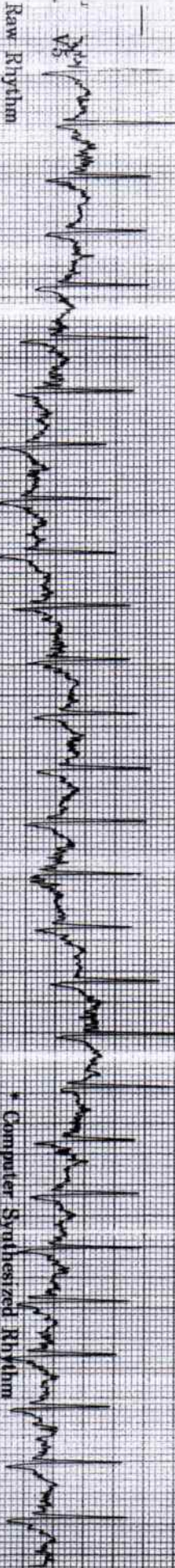
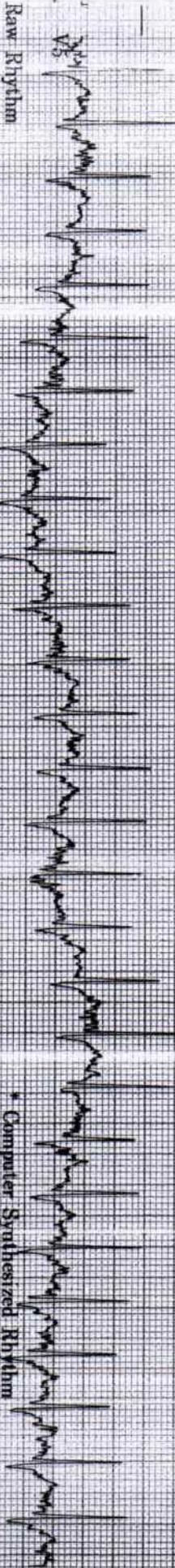
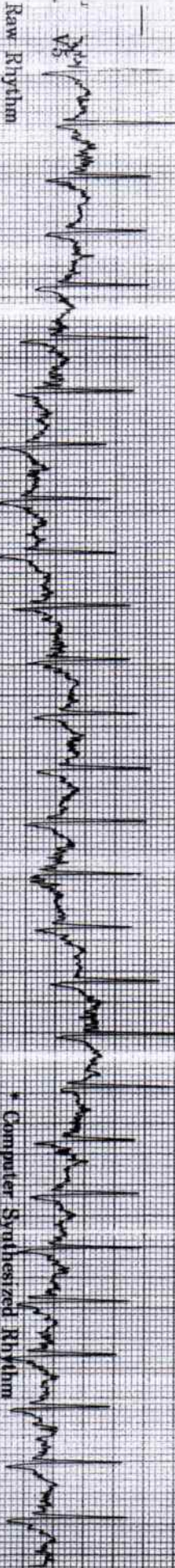
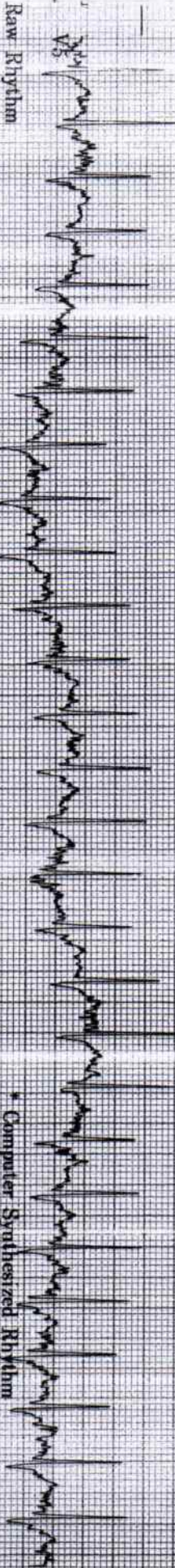
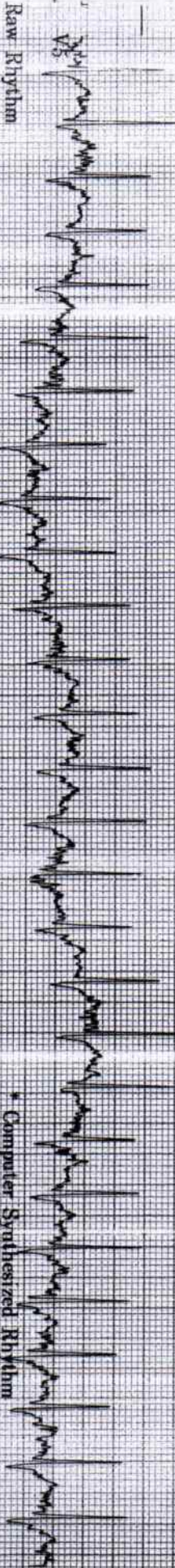
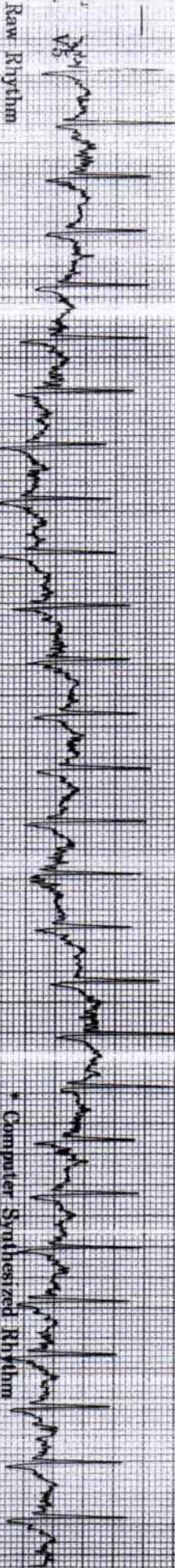
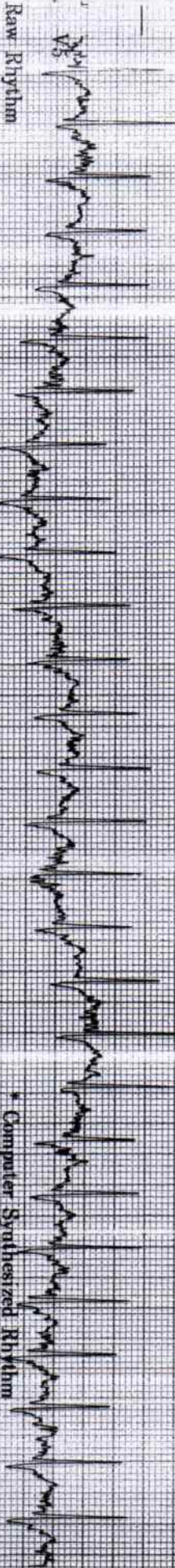
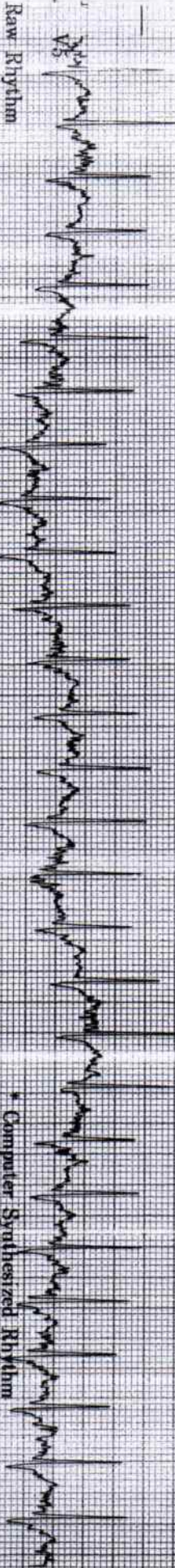
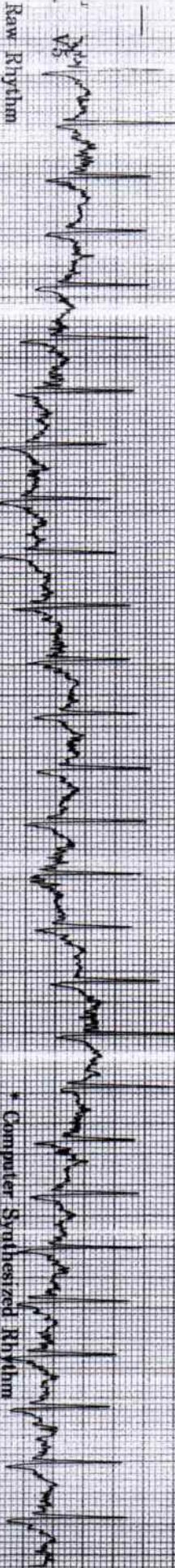
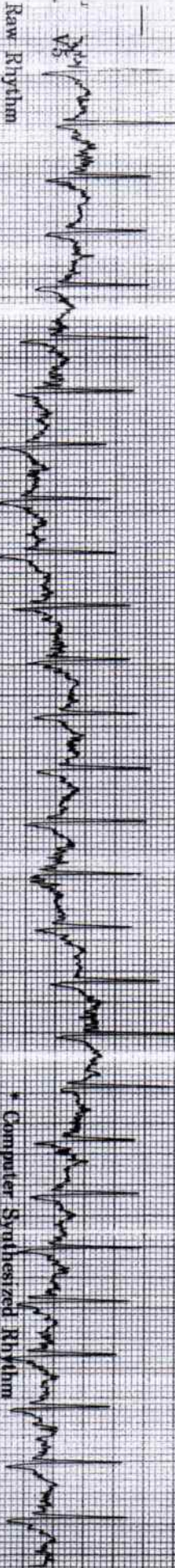
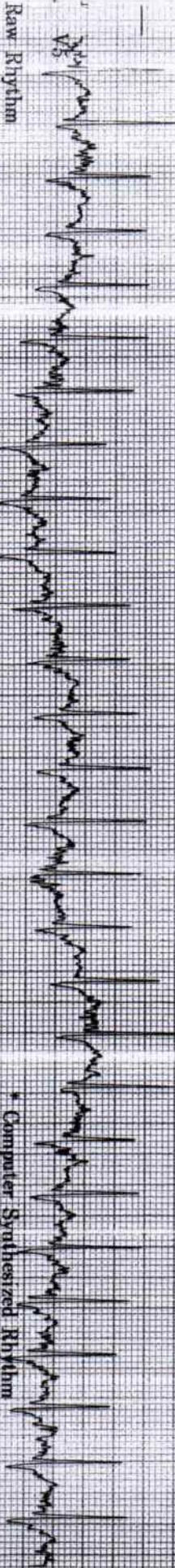
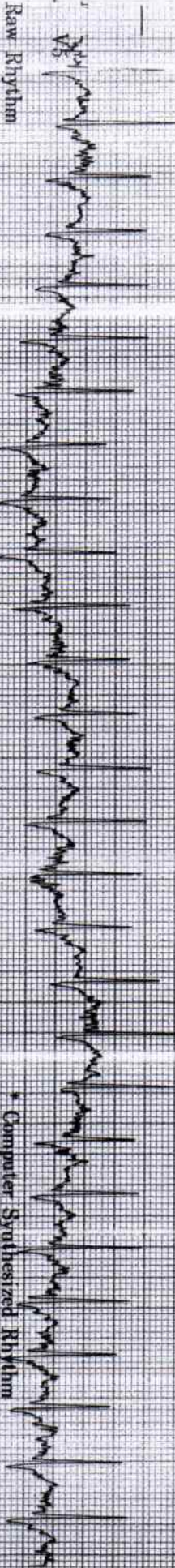
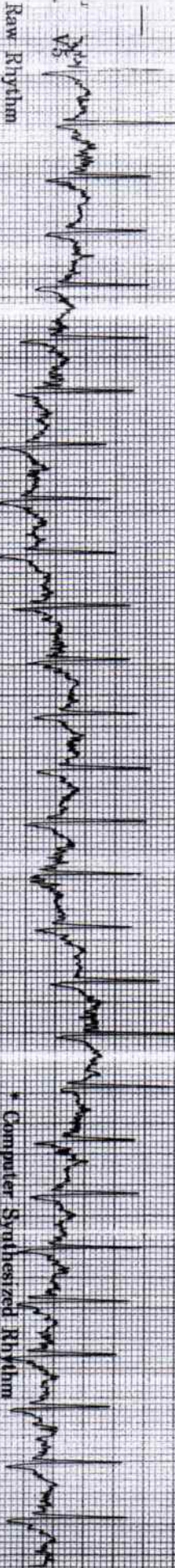
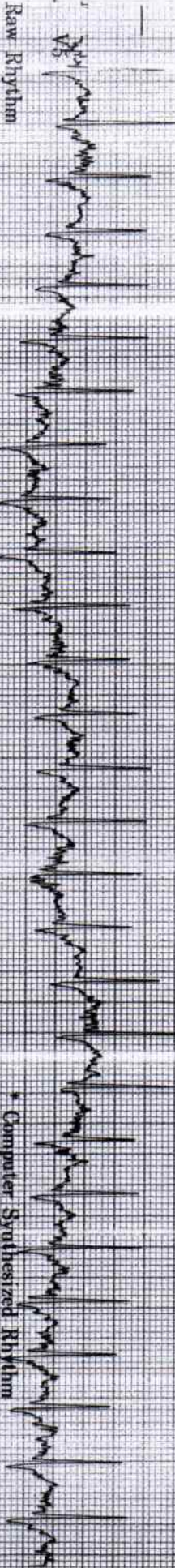
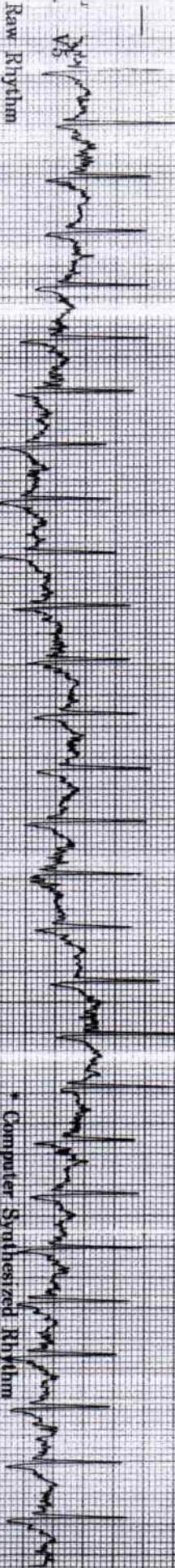
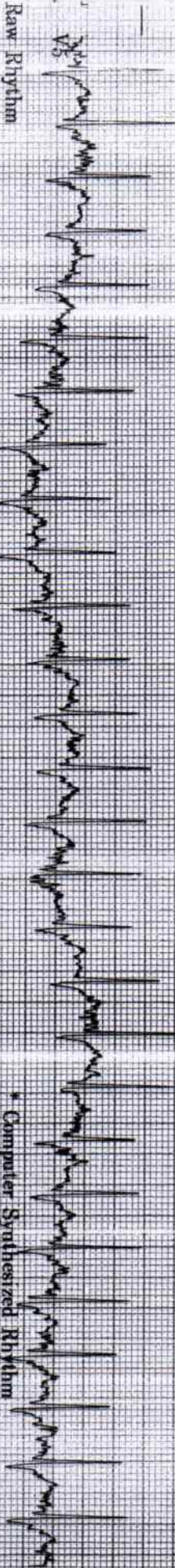
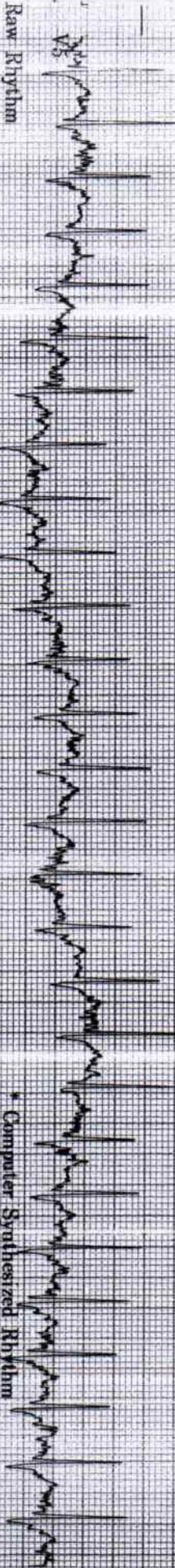
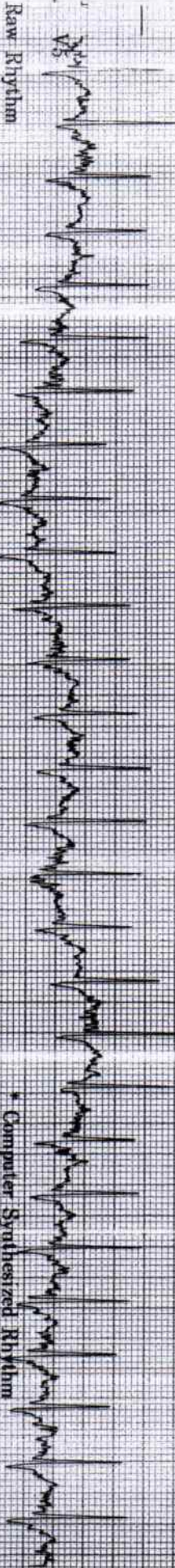
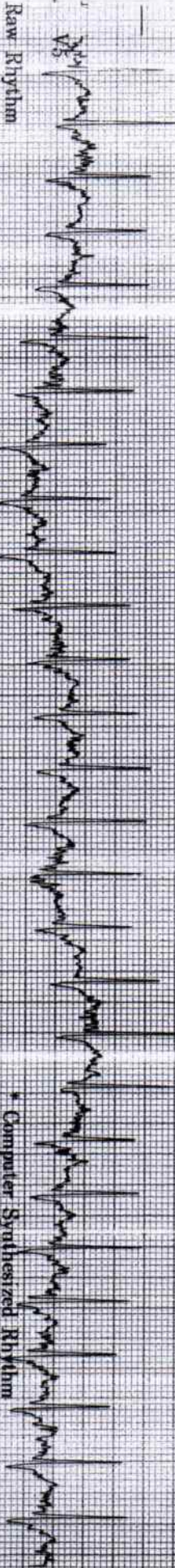
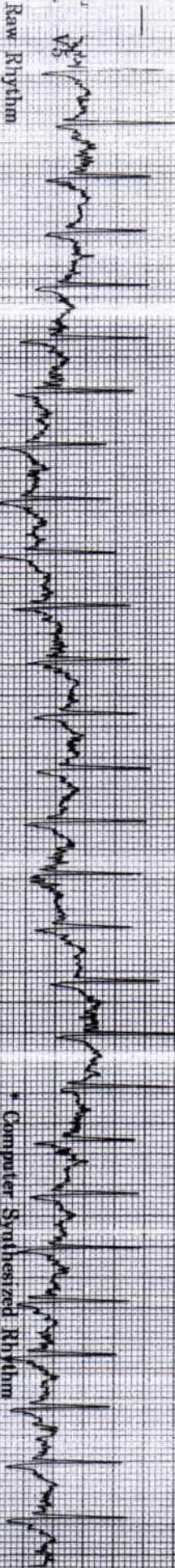
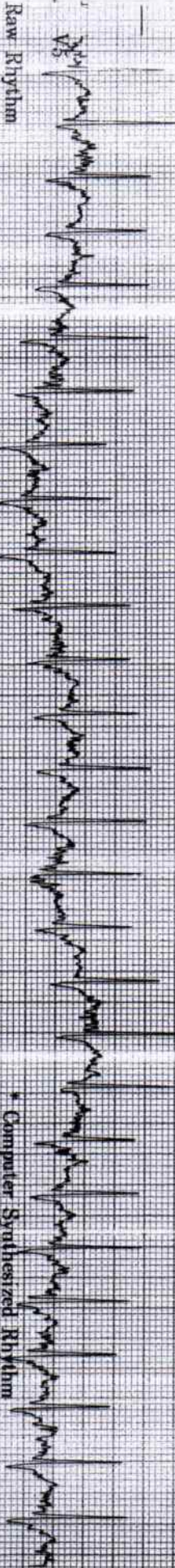
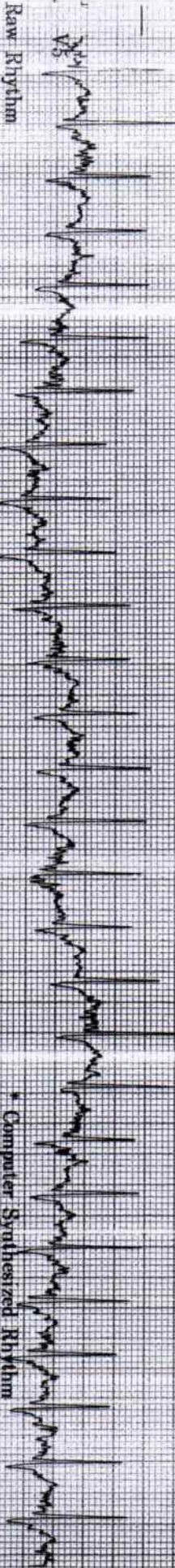
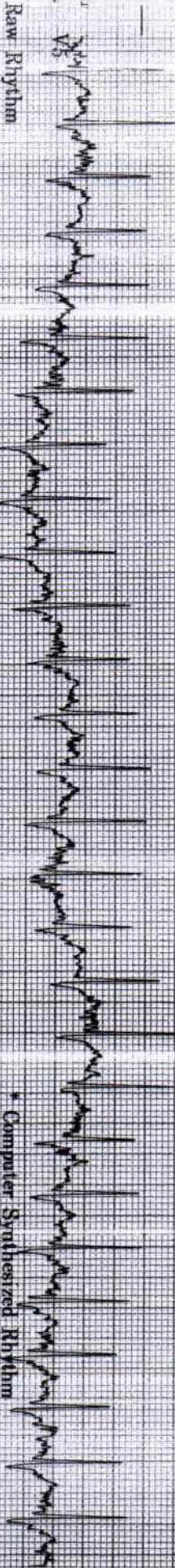
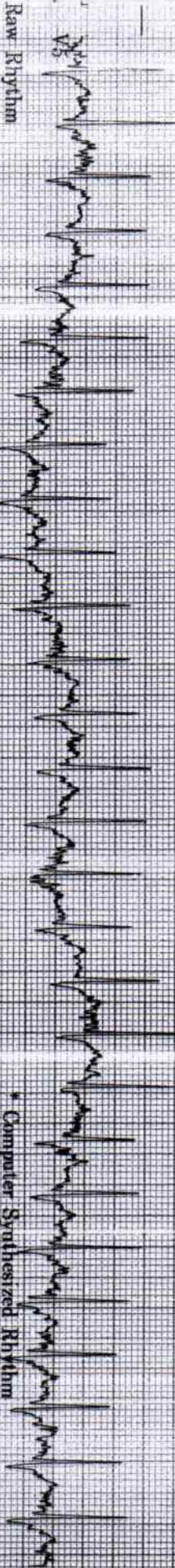
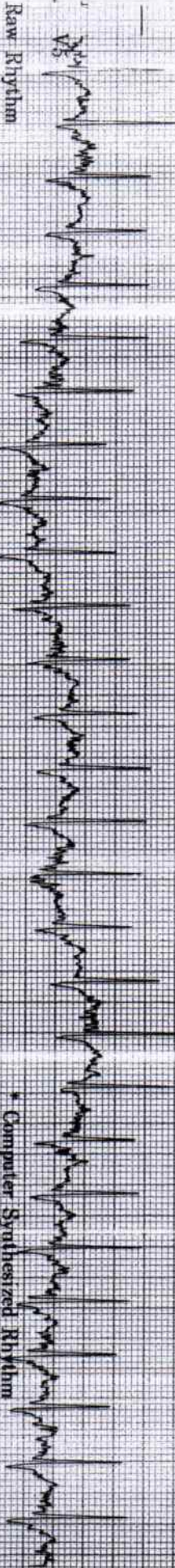
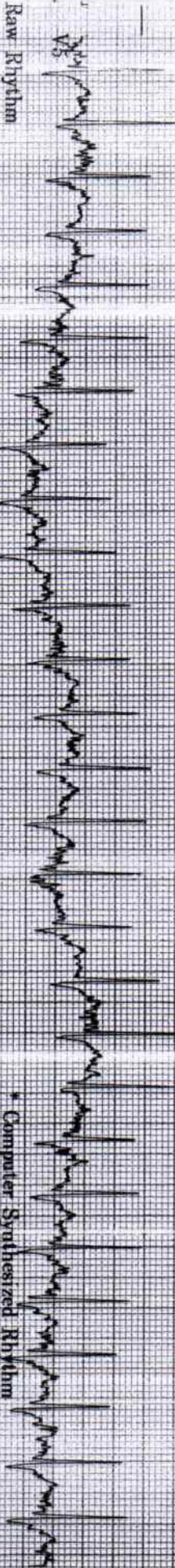
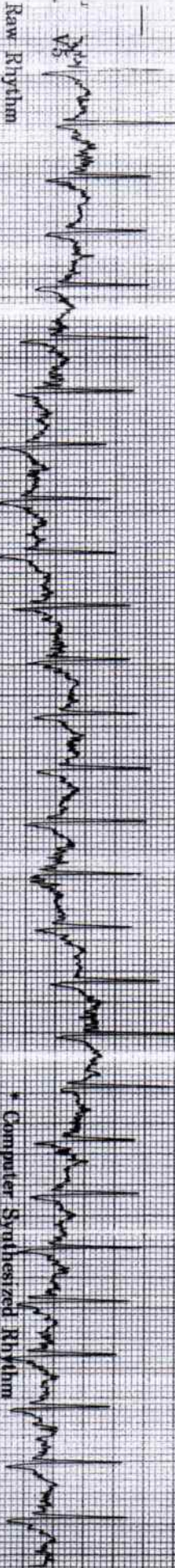
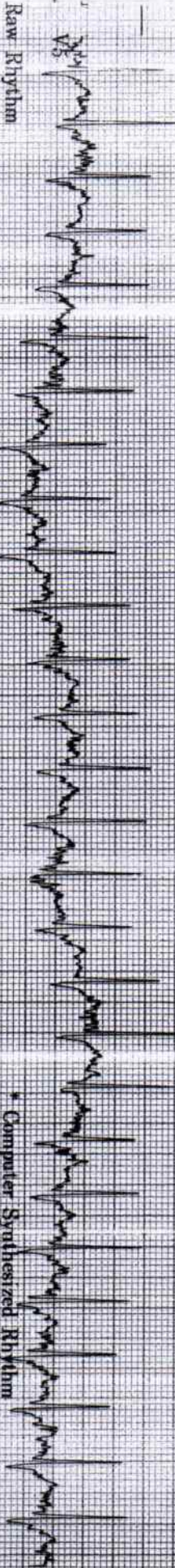
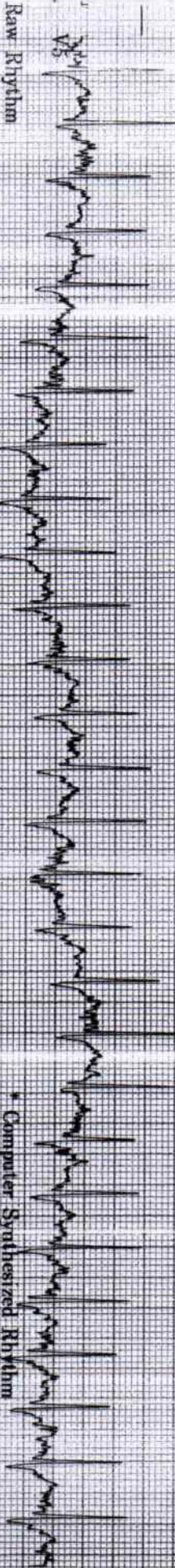
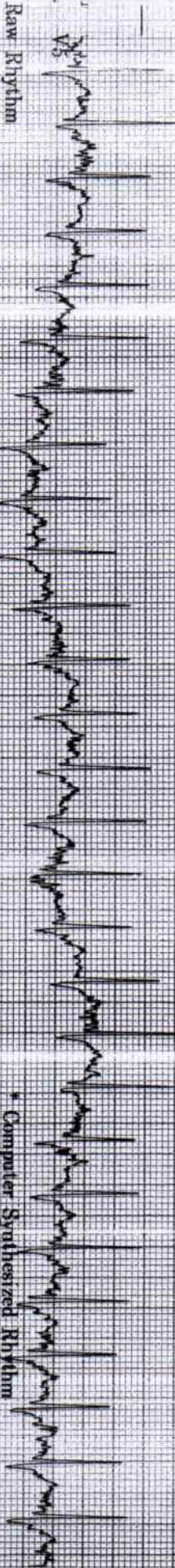
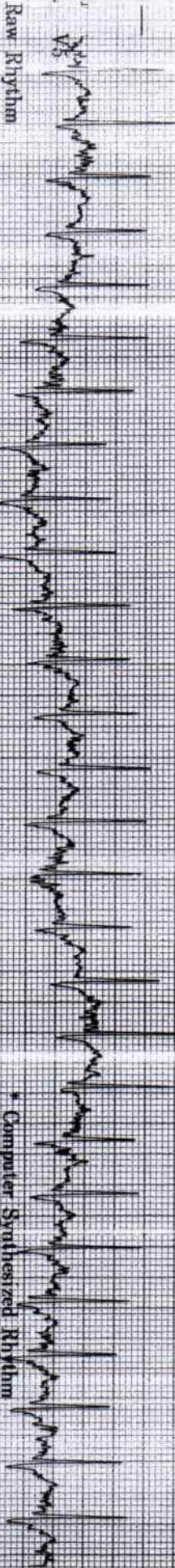
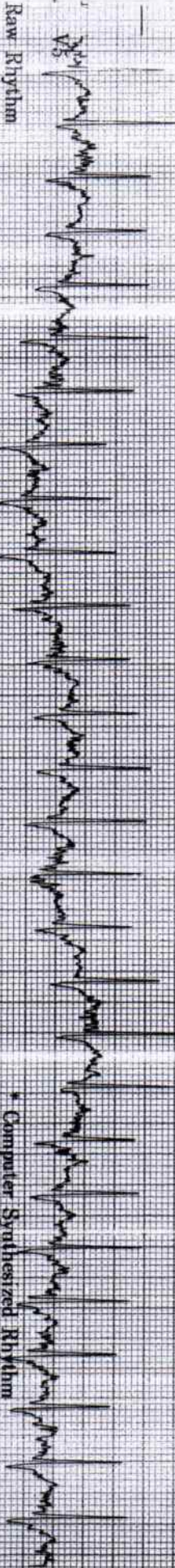
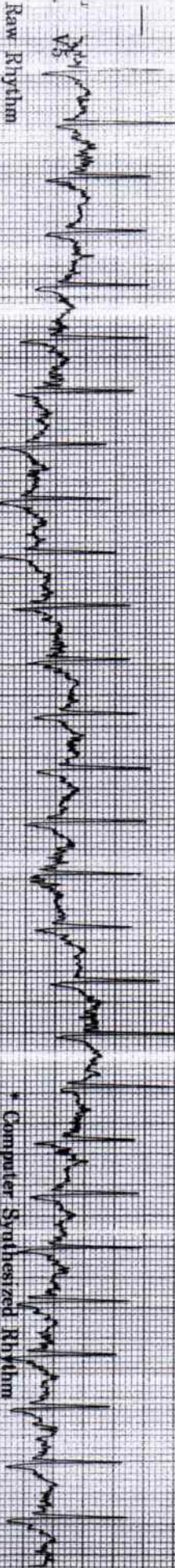
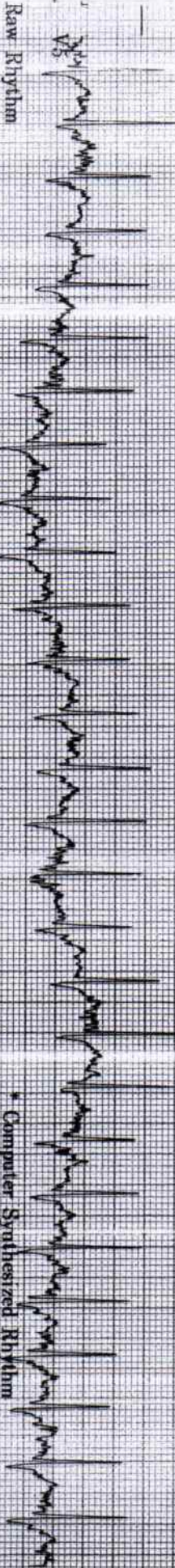
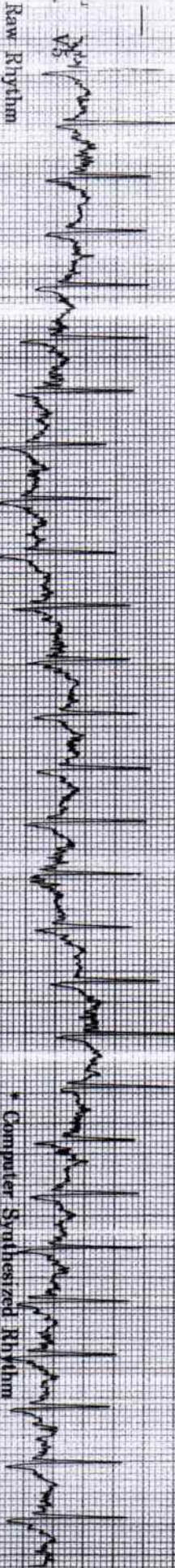
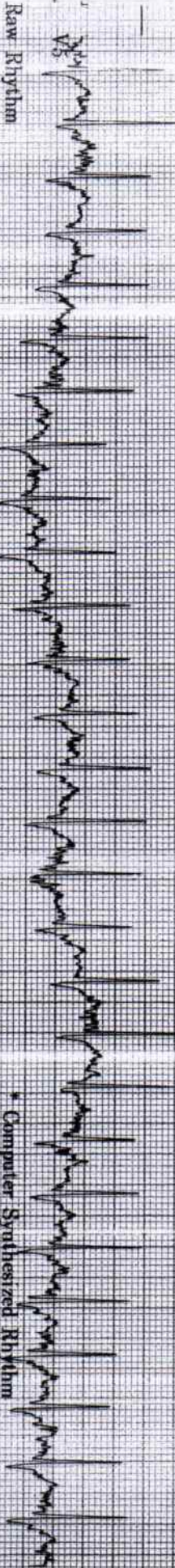
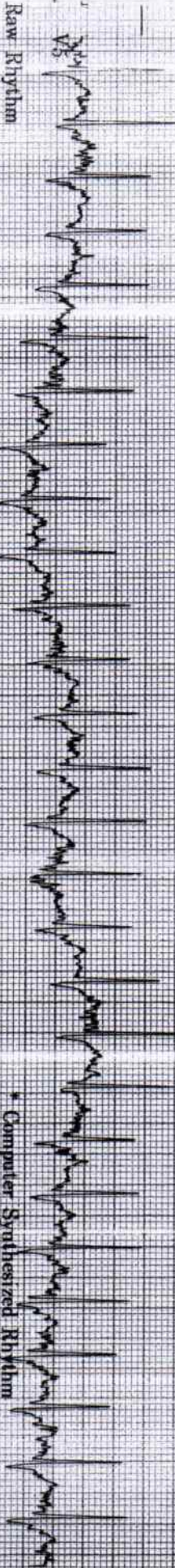
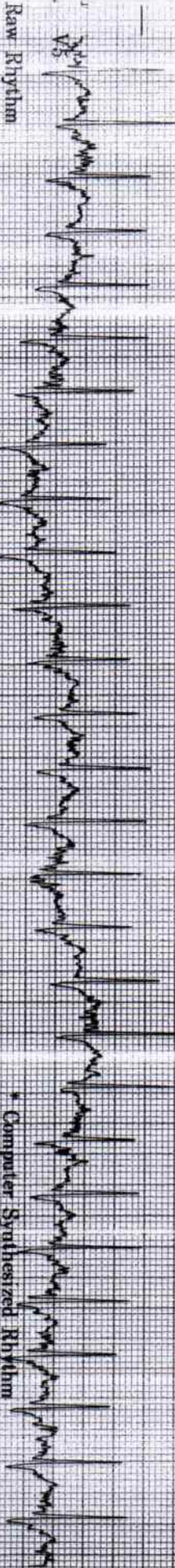
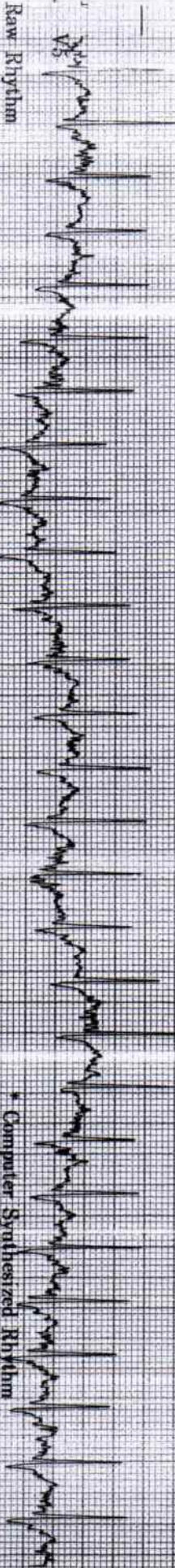
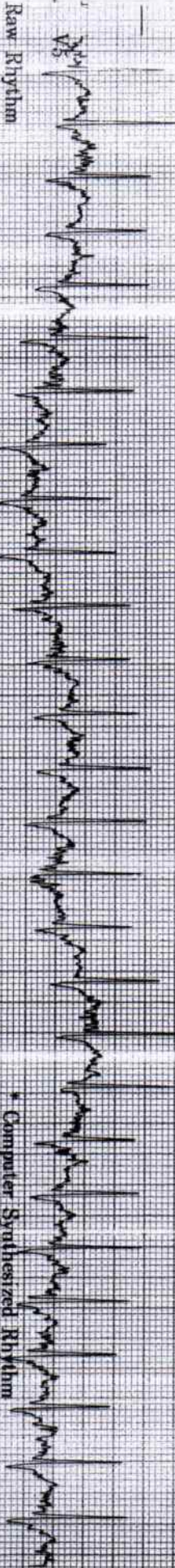
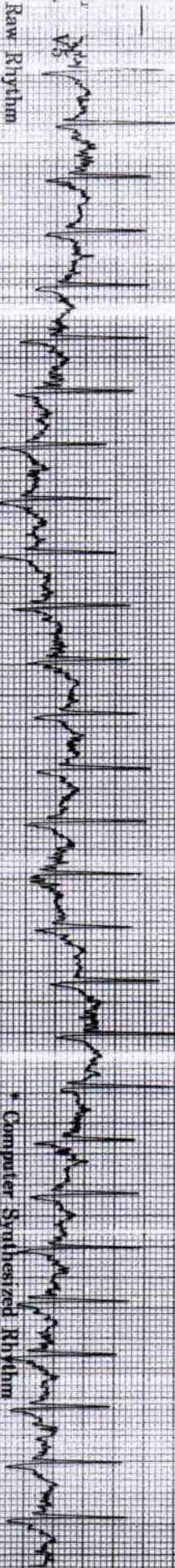
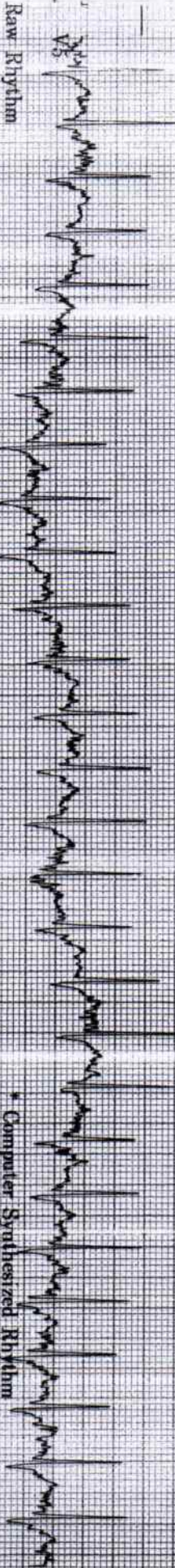
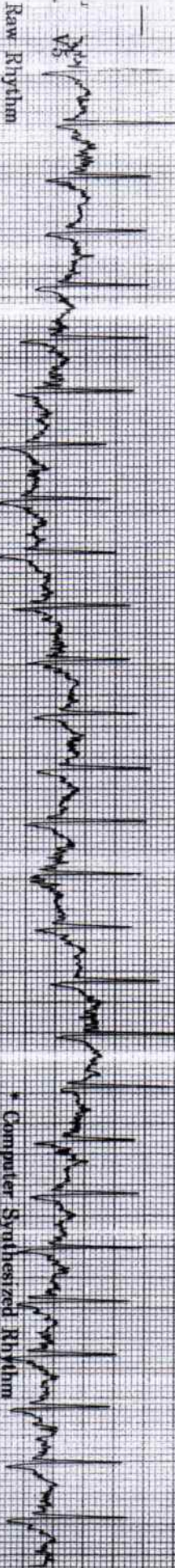
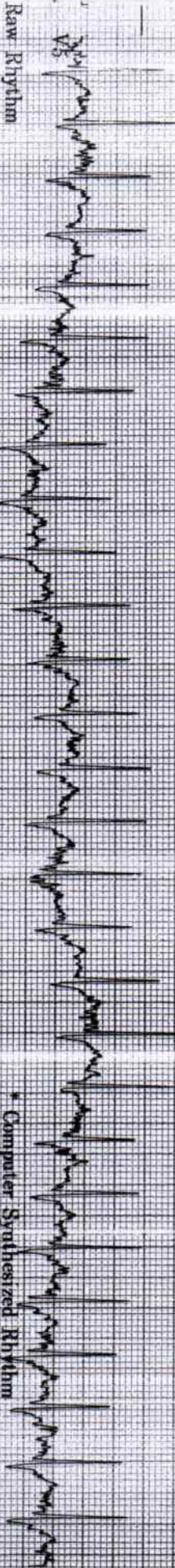
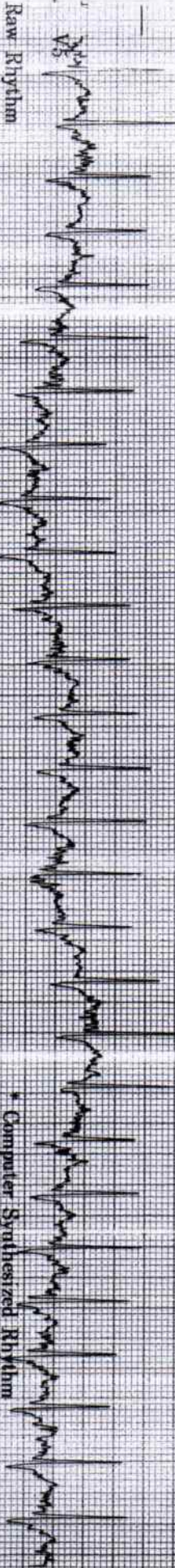
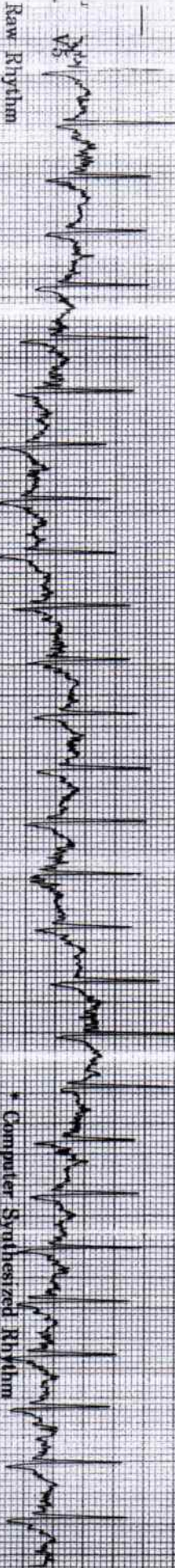
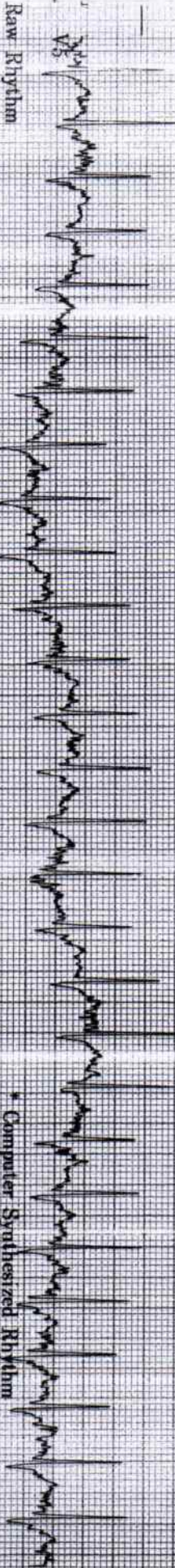
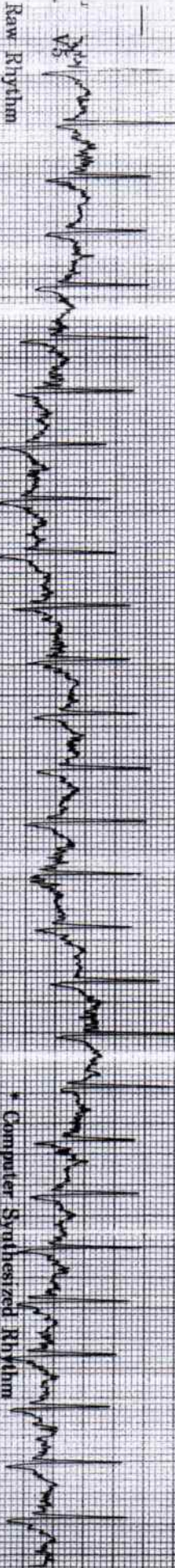
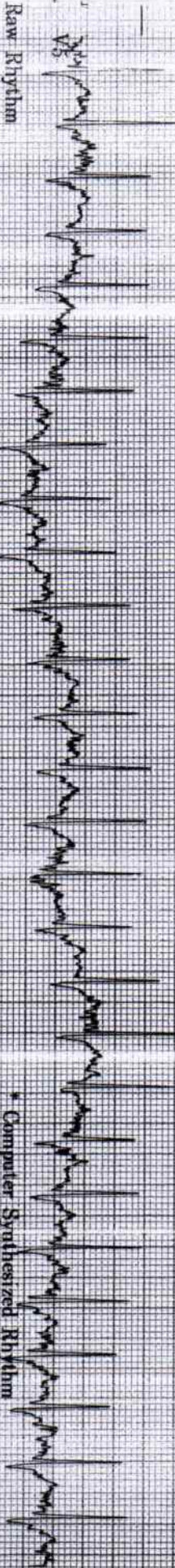
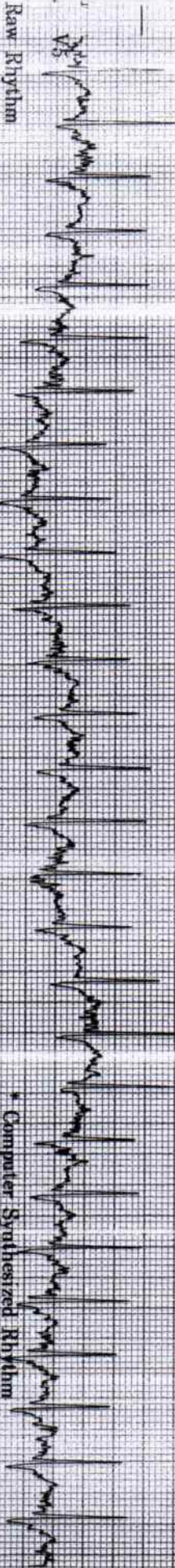
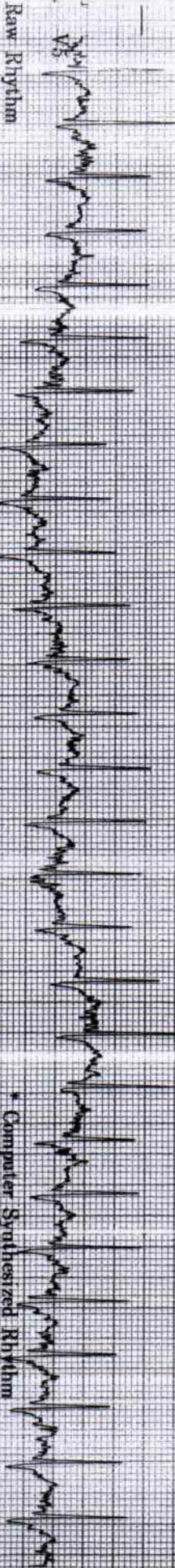
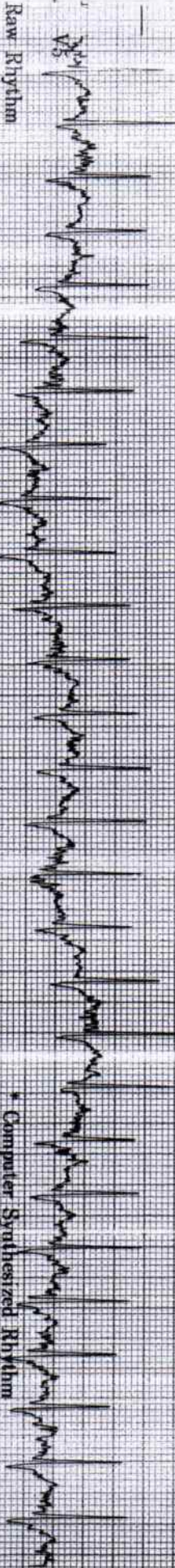
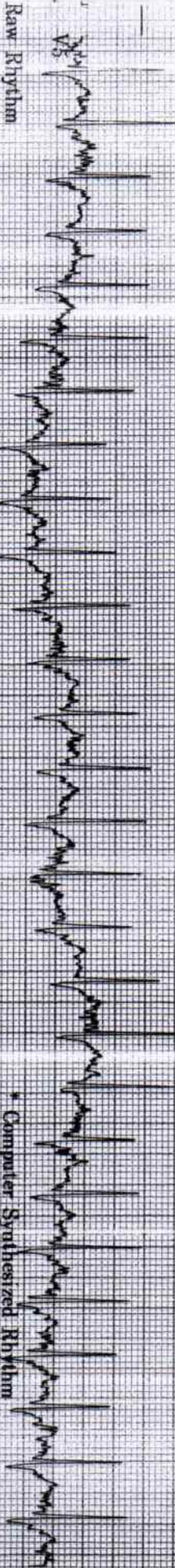
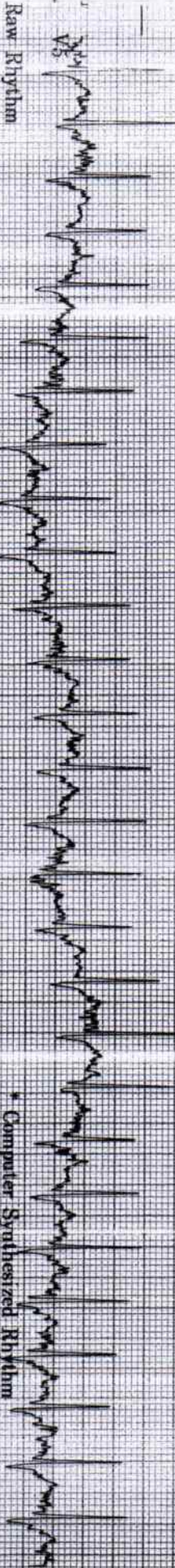
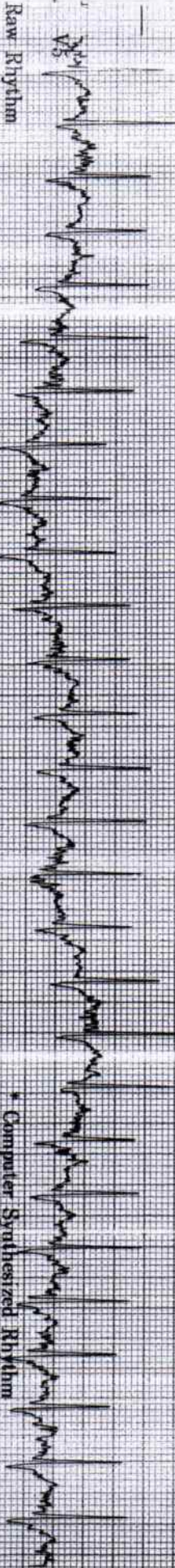
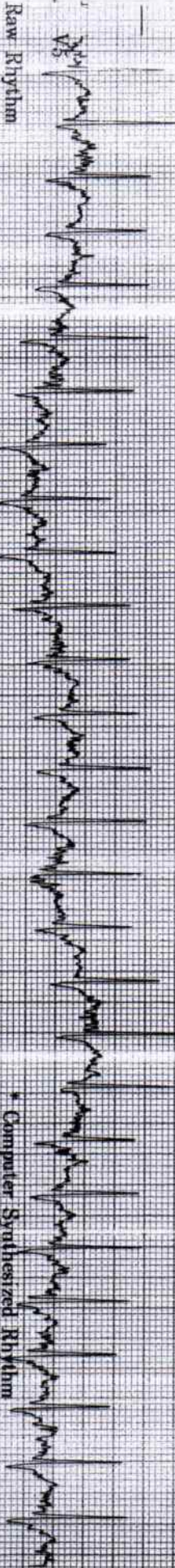
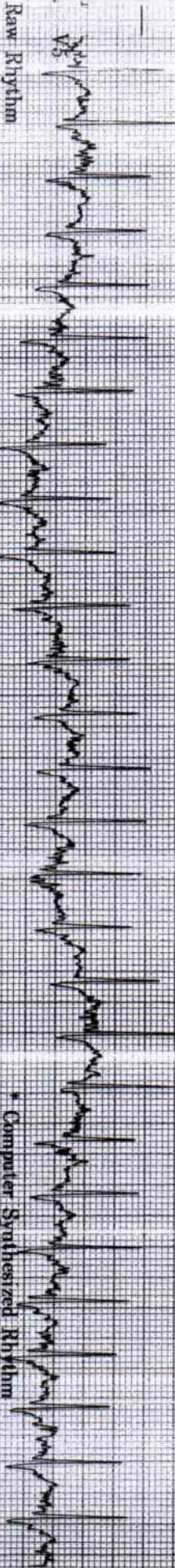
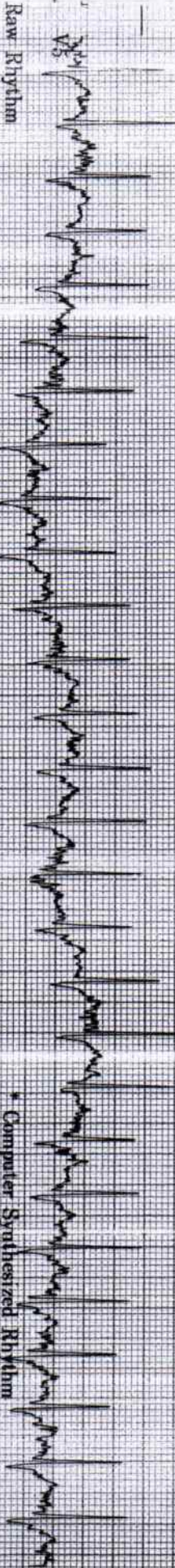
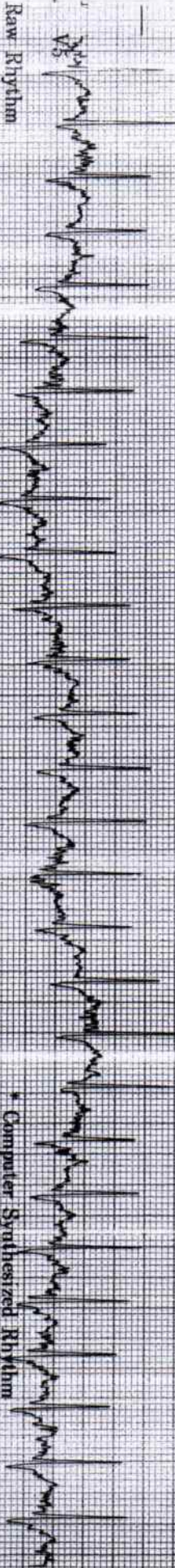
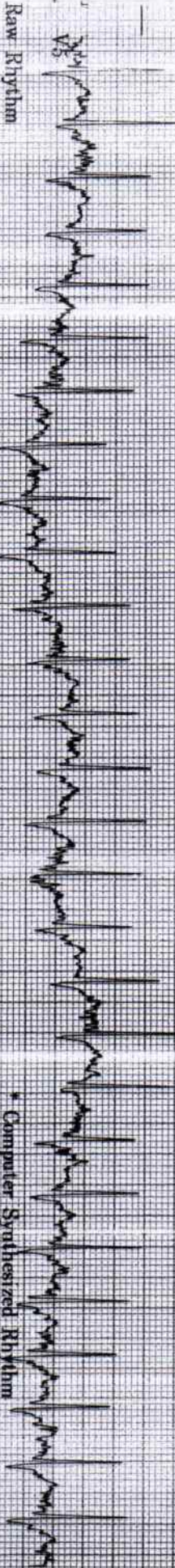
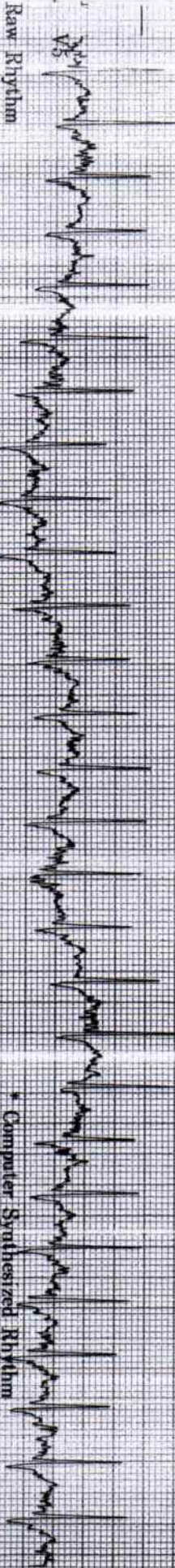
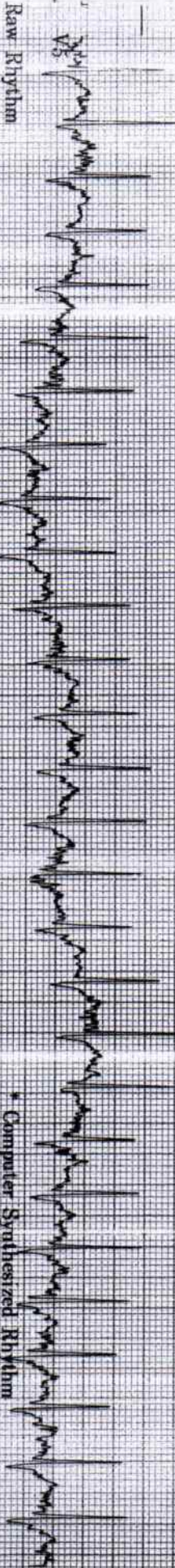
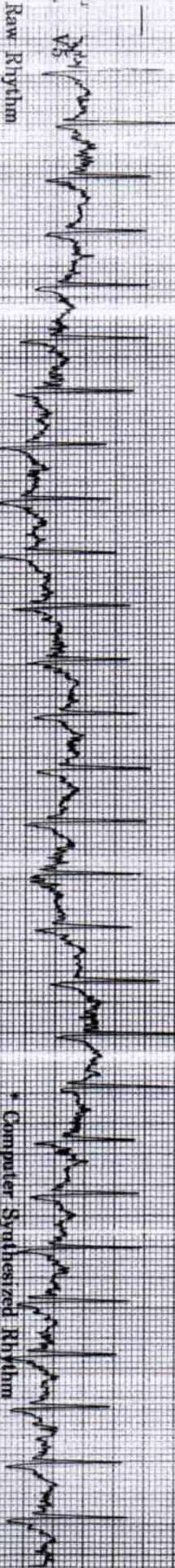
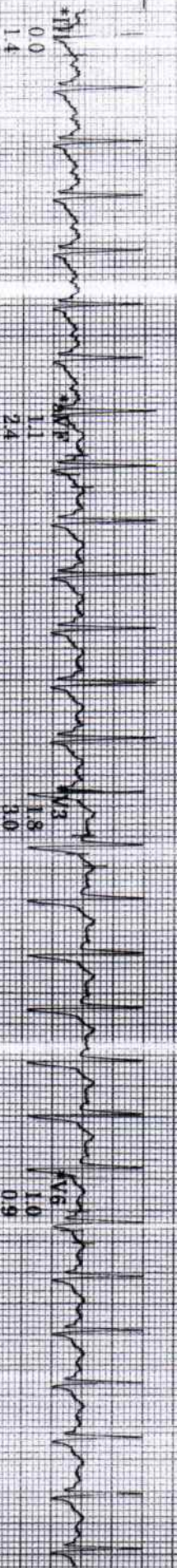
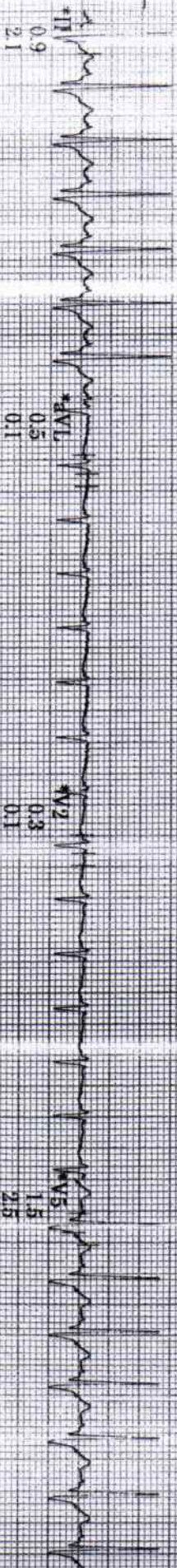
7:30

3.4mph
14.0%

ST @ 10mm/mV
80ms postJ

Pankaj

Lead
ST(mm)
Slope(mV/s)



Terase Pankaj
ID: 003333020

14-Jan-2023
10:40:46

127bpm

BP: 160/80

1:00

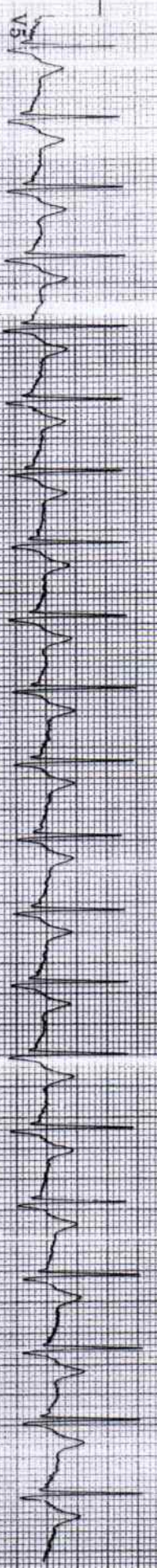
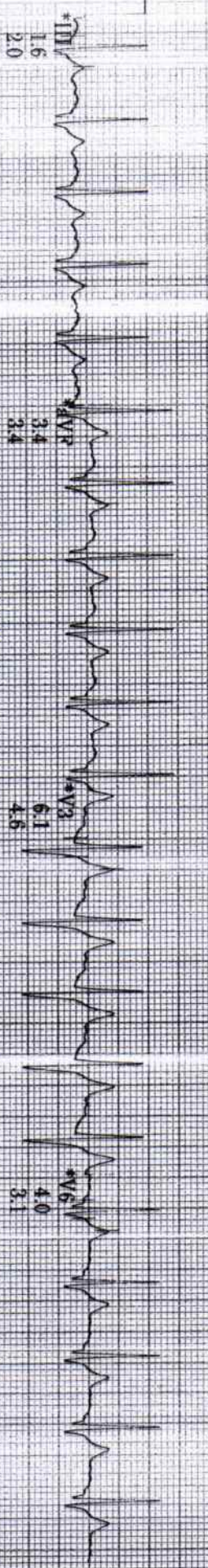
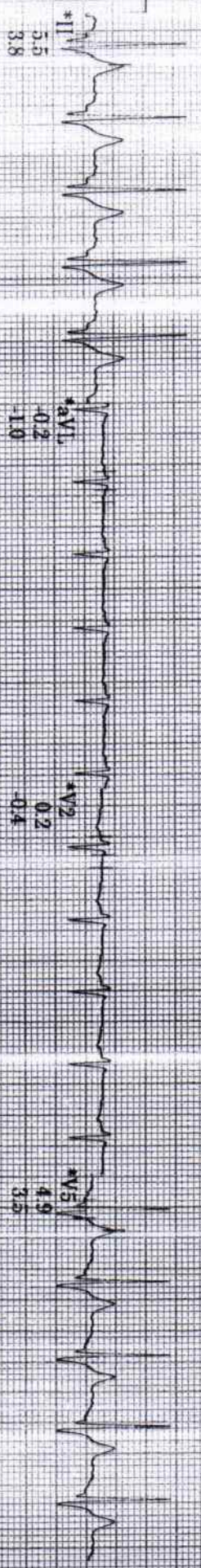
ST @ 10mm/mV
80ms postJ

RECOVERY

BRUCE

** mph
** %

Lead
ST(mm)
Slope(mV/s)



Raw Rhythm

* Computer Synthesized Rhythm

150 Hz 25.0 mm/s 10.0 mm/mV A-H-S HR 46

MAC55 009D

Terese Pankaj
ID: 0033333020

14-Jan-2023
10:42:46

97bpm

BP: 120/80

3.00

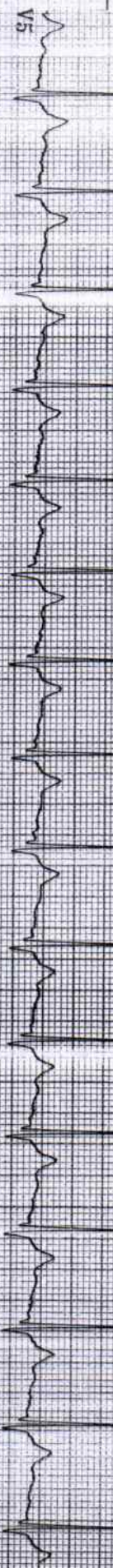
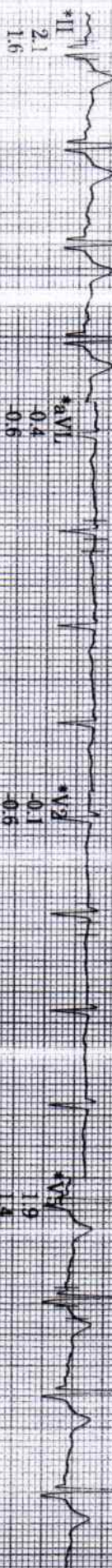

RECOVERY

BRUCE

** 1mph
** 1/2

ST @ 10mm/mV
80ms postJ

Lead
ST(mm)
Slope(mV/s)



Raw Rhythm

150 Hz

25.0 mm/s

10.0 mm/mV

A-H-S-HR-46

* Computer Synthesized Rhythm

MAC55 009D

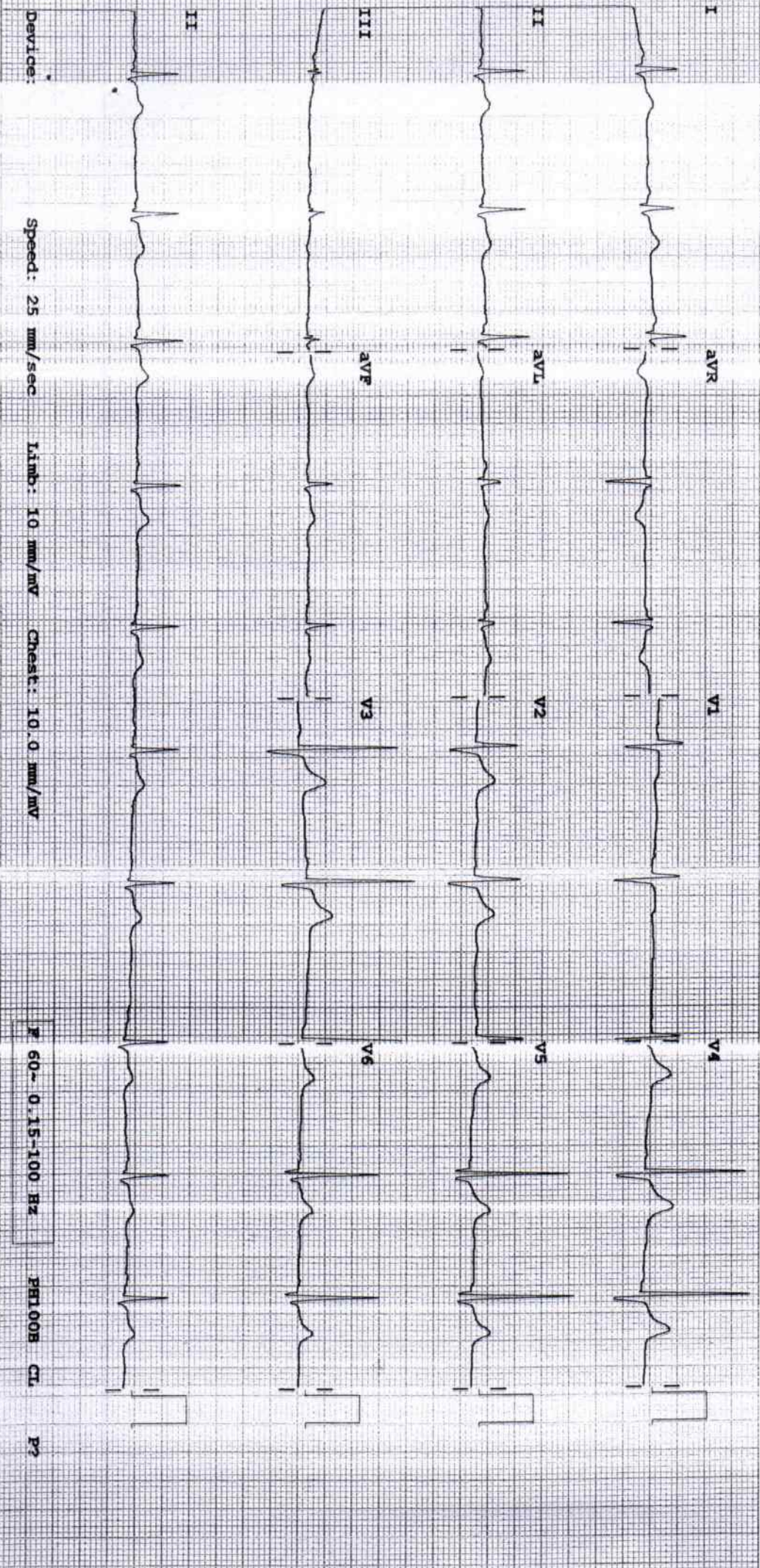
Rate 62 . Age not entered, assumed to be 50 years old for purpose of ECG interpretation
 Sinus rhythm.....normal P axis, V-rate 50-99
 PR 139 . Abnormal R-wave progression, early transition.....QRS area>0 in V2
 QRS 111 . Minimal ST elevation, anterior leads.....ST >0.10mV, V1-V4
 QT 400 . Baseline wander in lead(s) V3, V5
 QTc 407

--AXIS--
 P -3
 QRS 34
 T 14

- OTHERWISE NORMAL ECG -

12 Lead; Standard Placement

Unconfirmed Diagnosis



Speed: 25 mm/sec Iamb: 10 mm/mV Chest: 10.0 mm/mV

f 60-0.15-100 Hz

PH100B CL

P2

