

INDRA DIAGNOSTIC CENTRE

Add: Kamla Nehru Road, Old Katra, Prayagraj

Ph: 9235447965, 0532-2548257

CIN : U85110DL2003PLC308206

| | | | |
|--------------|---|---------------|------------------------|
| Patient Name | : Mrs. RAJANI -51826 | Registered On | : 11/Dec/2021 08:35:59 |
| Age/Gender | : 26 Y 11 M 9 D /F | Collected | : 11/Dec/2021 08:52:35 |
| UHID/MR NO | : ALDP.0000086793 | Received | : 11/Dec/2021 10:06:16 |
| Visit ID | : ALDP0261842122 | Reported | : 11/Dec/2021 13:13:08 |
| Ref Doctor | : Dr. Mediwheel - Arcofemi Health Care Ltd. | Status | : Final Report |

DEPARTMENT OF HAEMATOLOGY

MEDIWHEEL BANK OF BARODA FEMALE ABOVE 40 YRS

| Test Name | Result | Unit | Bio. Ref. Interval | Method |
|-----------|--------|------|--------------------|--------|
|-----------|--------|------|--------------------|--------|


Blood Group (ABO & Rh typing) * , Blood

| | |
|--------------|----------|
| Blood Group | O |
| Rh (Anti-D) | POSITIVE |

COMPLETE BLOOD COUNT (CBC) * , Blood

| | | | | |
|---------------------------------------|----------|----------------|---|----------------------------------|
| Haemoglobin | 12.10 | g/dl | Male- 13.5-17.5 g/dl Female-12.0-15.5 g/dl | |
| TLC (WBC) | 6,700.00 | /Cu mm | 4000-10000 | ELECTRONIC IMPEDANCE |
| DLC | | | | |
| Polymorphs (Neutrophils) | 72.00 | % | 55-70 | ELECTRONIC IMPEDANCE |
| Lymphocytes | 24.00 | % | 25-40 | ELECTRONIC IMPEDANCE |
| Monocytes | 2.00 | % | 3-5 | ELECTRONIC IMPEDANCE |
| Eosinophils | 2.00 | % | 1-6 | ELECTRONIC IMPEDANCE |
| Basophils | 0.00 | % | < 1 | ELECTRONIC IMPEDANCE |
| ESR | | | | |
| Observed | 18.00 | Mm for 1st hr. | | |
| Corrected | - | Mm for 1st hr. | < 20 | |
| PCV (HCT) | 32.00 | cc % | 40-54 | |
| Platelet count | | | | |
| Platelet Count | 2.27 | LACS/cu mm | 1.5-4.0 | ELECTRONIC IMPEDANCE/MICROSCOPIC |
| PDW (Platelet Distribution width) | 15.90 | fL | 9-17 | ELECTRONIC IMPEDANCE |
| P-LCR (Platelet Large Cell Ratio) | 37.60 | % | 35-60 | ELECTRONIC IMPEDANCE |
| PCT (Platelet Hematocrit) | 0.26 | % | 0.108-0.282 | ELECTRONIC IMPEDANCE |
| MPV (Mean Platelet Volume) | 11.50 | fL | 6.5-12.0 | ELECTRONIC IMPEDANCE |
| RBC Count | | | | |
| RBC Count | 4.54 | Mill./cu mm | 3.7-5.0 | ELECTRONIC IMPEDANCE |
| Blood Indices (MCV, MCH, MCHC) | | | | |
| MCV | 72.50 | fl | 80-100 | CALCULATED PARAMETER |
| MCH | 26.60 | pg | 28-35 | CALCULATED PARAMETER |
| MCHC | 36.80 | % | 30-38 | CALCULATED PARAMETER |
| RDW | 12.70 | % | 11-16 | |
| RDW-CV | 42.80 | fL | 35-60 | |
| Neutrophils Count | 4,824.00 | /cu mm | 3000-7000 | |
| Eosinophils Count (AEC) | 134.00 | /cu mm | 40-440 | |




Dr. Akanksha Singh (MD Pathology)

INDRA DIAGNOSTIC CENTRE

Add: Kamla Nehru Road, Old Katra, Prayagraj

Ph: 9235447965, 0532-2548257

CIN : U85110DL2003PLC308206

| | | | |
|--------------|---|---------------|------------------------|
| Patient Name | : Mrs. RAJANI -51826 | Registered On | : 11/Dec/2021 08:35:59 |
| Age/Gender | : 26 Y 11 M 9 D /F | Collected | : 11/Dec/2021 08:52:35 |
| UHID/MR NO | : ALDP.0000086793 | Received | : 11/Dec/2021 10:06:16 |
| Visit ID | : ALDP0261842122 | Reported | : 11/Dec/2021 13:56:22 |
| Ref Doctor | : Dr. Mediwheel - Arcofemi Health Care Ltd. | Status | : Final Report |

DEPARTMENT OF BIOCHEMISTRY

MEDIWHEEL BANK OF BARODA FEMALE ABOVE 40 YRS

| Test Name | Result | Unit | Bio. Ref. Interval | Method |
|-----------|--------|------|--------------------|--------|
|-----------|--------|------|--------------------|--------|

GLUCOSE FASTING , Plasma

| | | | | |
|-----------------|--------|-------|--|---------|
| Glucose Fasting | 102.20 | mg/dl | < 100 Normal 100-125 Pre-diabetes ≥ 126 Diabetes | GOD POD |
|-----------------|--------|-------|--|---------|

Interpretation:

- Kindly correlate clinically with intake of hypoglycemic agents, drug dosage variations and other drug interactions.
- A negative test result only shows that the person does not have diabetes at the time of testing. It does not mean that the person will never get diabetes in future, which is why an Annual Health Check up is essential.
- I.G.T = Impaired Glucose Tolerance.



A handwritten signature in black ink, reading "Akanksha Singh".

Dr. Akanksha Singh (MD Pathology)

INDRA DIAGNOSTIC CENTRE

Add: Kamla Nehru Road, Old Katra, Prayagraj

Ph: 9235447965, 0532-2548257

CIN : U85110DL2003PLC308206

| | | | |
|--------------|---|---------------|------------------------|
| Patient Name | : Mrs. RAJANI -51826 | Registered On | : 11/Dec/2021 08:36:00 |
| Age/Gender | : 26 Y 11 M 9 D /F | Collected | : 12/Dec/2021 10:35:32 |
| UHID/MR NO | : ALDP.0000086793 | Received | : 12/Dec/2021 11:23:27 |
| Visit ID | : ALDP0261842122 | Reported | : 12/Dec/2021 12:33:23 |
| Ref Doctor | : Dr. Mediwheel - Arcofemi Health Care Ltd. | Status | : Final Report |

DEPARTMENT OF BIOCHEMISTRY

MEDIWHEEL BANK OF BARODA FEMALE ABOVE 40 YRS

| Test Name | Result | Unit | Bio. Ref. Interval | Method |
|---|--------|-------|--|---------|
| Glucose PP <i>Sample: Plasma After Meal</i> | 115.80 | mg/dl | <140 Normal 140-199 Pre-diabetes >200 Diabetes | GOD POD |

Interpretation:

- Kindly correlate clinically with intake of hypoglycemic agents, drug dosage variations and other drug interactions.
- A negative test result only shows that the person does not have diabetes at the time of testing. It does not mean that the person will never get diabetes in future, which is why an Annual Health Check up is essential.
- I.G.T = Impaired Glucose Tolerance.



Dr. Akanksha Singh (MD Pathology)

INDRA DIAGNOSTIC CENTRE

Add: Kamla Nehru Road, Old Katra, Prayagraj

Ph: 9235447965, 0532-2548257

CIN : U85110DL2003PLC308206

| | | | |
|--------------|---|---------------|------------------------|
| Patient Name | : Mrs. RAJANI -51826 | Registered On | : 11/Dec/2021 08:36:00 |
| Age/Gender | : 26 Y 11 M 9 D /F | Collected | : 11/Dec/2021 08:52:35 |
| UHID/MR NO | : ALDP.0000086793 | Received | : 12/Dec/2021 11:31:47 |
| Visit ID | : ALDP0261842122 | Reported | : 12/Dec/2021 13:02:45 |
| Ref Doctor | : Dr. Mediwheel - Arcofemi Health Care Ltd. | Status | : Final Report |

DEPARTMENT OF BIOCHEMISTRY

MEDIWHEEL BANK OF BARODA FEMALE ABOVE 40 YRS

| Test Name | Result | Unit | Bio. Ref. Interval | Method |
|-----------|--------|------|--------------------|--------|
|-----------|--------|------|--------------------|--------|

GLYCOSYLATED HAEMOGLOBIN (HBA1C) **, EDTA BLOOD

| | | | | |
|-----------------------------------|-------|---------------|--|-------------|
| Glycosylated Haemoglobin (HbA1c) | 5.60 | % NGSP | | HPLC (NGSP) |
| Glycosylated Haemoglobin (Hb-A1c) | 38.00 | mmol/mol/IFCC | | |
| Estimated Average Glucose (eAG) | 114 | mg/dl | | |

Interpretation:

NOTE:-

- eAG is directly related to A1c.
- An A1c of 7% -the goal for most people with diabetes-is the equivalent of an eAG of 154 mg/dl.
- eAG may help facilitate a better understanding of actual daily control helping you and your health care provider to make necessary changes to your diet and physical activity to improve overall diabetes management.

The following ranges may be used for interpretation of results. However, factors such as duration of diabetes, adherence to therapy and the age of the patient should also be considered in assessing the degree of blood glucose control.

| Haemoglobin A1C (%) NGSP | mmol/mol / IFCC Unit | eAG (mg/dl) | Degree of Glucose Control Unit |
|--------------------------|----------------------|-------------|--------------------------------|
| > 8 | >63.9 | >183 | Action Suggested* |
| 7-8 | 53.0 -63.9 | 154-183 | Fair Control |
| < 7 | <63.9 | <154 | Goal** |
| 6-7 | 42.1 -63.9 | 126-154 | Near-normal glycemia |
| < 6% | <42.1 | <126 | Non-diabetic level |

*High risk of developing long term complications such as Retinopathy, Nephropathy, Neuropathy, Cardiopathy, etc.

**Some danger of hypoglycemic reaction in Type 1 diabetics. Some glucose intolerant individuals and "subclinical" diabetics may demonstrate HbA1C levels in this area.

N.B. : Test carried out on Automated G8 90 SL TOSOH HPLC Analyser.

INDRA DIAGNOSTIC CENTRE

Add: Kamla Nehru Road, Old Katra, Prayagraj

Ph: 9235447965, 0532-2548257

CIN : U85110DL2003PLC308206

| | | | |
|--------------|---|---------------|------------------------|
| Patient Name | : Mrs. RAJANI -51826 | Registered On | : 11/Dec/2021 08:36:00 |
| Age/Gender | : 26 Y 11 M 9 D /F | Collected | : 11/Dec/2021 08:52:35 |
| UHID/MR NO | : ALDP.0000086793 | Received | : 12/Dec/2021 11:31:47 |
| Visit ID | : ALDP0261842122 | Reported | : 12/Dec/2021 13:02:45 |
| Ref Doctor | : Dr. Mediwheel - Arcofemi Health Care Ltd. | Status | : Final Report |

DEPARTMENT OF BIOCHEMISTRY

MEDIWHEEL BANK OF BARODA FEMALE ABOVE 40 YRS

| Test Name | Result | Unit | Bio. Ref. Interval | Method |
|-----------|--------|------|--------------------|--------|
|-----------|--------|------|--------------------|--------|

Clinical Implications:

*Values are frequently increased in persons with poorly controlled or newly diagnosed diabetes.

*With optimal control, the HbA 1c moves toward normal levels.


*A diabetic patient who recently comes under good control may still show higher concentrations of glycosylated hemoglobin. This level declines gradually over several months as nearly normal glycosylated *Increases in glycosylated hemoglobin occur in the following non-diabetic conditions: a. Iron-deficiency anemia b. Splenectomy c. Alcohol toxicity d. Lead toxicity

*Decreases in A 1c occur in the following non-diabetic conditions: a. Hemolytic anemia b. chronic blood loss

*Pregnancy d. chronic renal failure. Interfering Factors:

*Presence of Hb F and H causes falsely elevated values. 2. Presence of Hb S, C, E, D, G, and Lepore (autosomal recessive mutation resulting in a hemoglobinopathy) causes falsely decreased values.




Dr. Anupam Singh
M.B.B.S, M.D. (Pathology)

INDRA DIAGNOSTIC CENTRE

Add: Kamla Nehru Road, Old Katra, Prayagraj

Ph: 9235447965, 0532-2548257

CIN : U85110DL2003PLC308206

| | | | |
|--------------|---|---------------|------------------------|
| Patient Name | : Mrs. RAJANI -51826 | Registered On | : 11/Dec/2021 08:36:00 |
| Age/Gender | : 26 Y 11 M 9 D /F | Collected | : 11/Dec/2021 08:52:35 |
| UHID/MR NO | : ALDP.0000086793 | Received | : 11/Dec/2021 10:06:16 |
| Visit ID | : ALDP0261842122 | Reported | : 11/Dec/2021 12:32:51 |
| Ref Doctor | : Dr. Mediwheel - Arcofemi Health Care Ltd. | Status | : Final Report |

DEPARTMENT OF BIOCHEMISTRY

MEDIWHEEL BANK OF BARODA FEMALE ABOVE 40 YRS

| Test Name | Result | Unit | Bio. Ref. Interval | Method |
|---|---------------|---------------------------|---|--------------------|
| BUN (Blood Urea Nitrogen) * <i>Sample: Serum</i> | 9.00 | mg/dL | 7.0-23.0 | CALCULATED |
| Creatinine <i>Sample: Serum</i> | 0.90 | mg/dl | 0.5-1.2 | MODIFIED JAFFES |
| e-GFR (Estimated Glomerular Filtration Rate) <i>Sample: Serum</i> | 88.00 | ml/min/1.73m ² | 90-120 Normal - 60-89 Near Normal | CALCULATED |
| Uric Acid <i>Sample: Serum</i> | 6.30 | mg/dl | 2.5-6.0 | URICASE |
| L.F.T. (WITH GAMMA GT) * , Serum | | | | |
| SGOT / Aspartate Aminotransferase (AST) | 28.90 | U/L | < 35 | IFCC WITHOUT P5P |
| SGPT / Alanine Aminotransferase (ALT) | 24.70 | U/L | < 40 | IFCC WITHOUT P5P |
| Gamma GT (GGT) | 12.20 | IU/L | 11-50 | OPTIMIZED SZAIZING |
| Protein | 6.00 | gm/dl | 6.2-8.0 | BIRUET |
| Albumin | 3.70 | gm/dl | 3.8-5.4 | B.C.G. |
| Globulin | 2.30 | gm/dl | 1.8-3.6 | CALCULATED |
| A:G Ratio | 1.61 | | 1.1-2.0 | CALCULATED |
| Alkaline Phosphatase (Total) | 181.20 | U/L | 42.0-165.0 | IFCC METHOD |
| Bilirubin (Total) | 0.50 | mg/dl | 0.3-1.2 | JENDRASSIK & GROF |
| Bilirubin (Direct) | 0.20 | mg/dl | < 0.30 | JENDRASSIK & GROF |
| Bilirubin (Indirect) | 0.30 | mg/dl | < 0.8 | JENDRASSIK & GROF |
| LIPID PROFILE (MINI) * , Serum | | | | |
| Cholesterol (Total) | 142.00 | mg/dl | <200 Desirable 200-239 Borderline High > 240 High | CHOD-PAP |
| HDL Cholesterol (Good Cholesterol) | 45.70 | mg/dl | 30-70 | DIRECT ENZYMATIC |
| LDL Cholesterol (Bad Cholesterol) | 84 | mg/dl | < 100 Optimal 100-129 Nr. Optimal/Above Optimal 130-159 Borderline High 160-189 High > 190 Very High | CALCULATED |
| VLDL | 12.04 | mg/dl | 10-33 | CALCULATED |
| Triglycerides | 60.20 | mg/dl | < 150 Normal 150-199 Borderline High | GPO-PAP |

INDRA DIAGNOSTIC CENTRE

Add: Kamla Nehru Road, Old Katra, Prayagraj

Ph: 9235447965, 0532-2548257

CIN : U85110DL2003PLC308206

| | | | |
|--------------|---|---------------|------------------------|
| Patient Name | : Mrs. RAJANI -51826 | Registered On | : 11/Dec/2021 08:36:00 |
| Age/Gender | : 26 Y 11 M 9 D /F | Collected | : 11/Dec/2021 08:52:35 |
| UHID/MR NO | : ALDP.0000086793 | Received | : 11/Dec/2021 10:06:16 |
| Visit ID | : ALDP0261842122 | Reported | : 11/Dec/2021 12:32:51 |
| Ref Doctor | : Dr. Mediwheel - Arcofemi Health Care Ltd. | Status | : Final Report |

DEPARTMENT OF BIOCHEMISTRY

MEDIWHEEL BANK OF BARODA FEMALE ABOVE 40 YRS

| Test Name | Result | Unit | Bio. Ref. Interval | Method |
|-----------|--------|------|--------------------|--------|
|-----------|--------|------|--------------------|--------|

200-499 High
>500 Very High



A handwritten signature in black ink, appearing to read 'Akanksha Singh'.

Dr. Akanksha Singh (MD Pathology)

INDRA DIAGNOSTIC CENTRE

Add: Kamla Nehru Road, Old Katra, Prayagraj

Ph: 9235447965, 0532-2548257

CIN : U85110DL2003PLC308206

| | | | |
|--------------|---|---------------|------------------------|
| Patient Name | : Mrs. RAJANI -51826 | Registered On | : 11/Dec/2021 08:36:00 |
| Age/Gender | : 26 Y 11 M 9 D /F | Collected | : 11/Dec/2021 09:52:56 |
| UHID/MR NO | : ALDP.0000086793 | Received | : 11/Dec/2021 10:06:16 |
| Visit ID | : ALDP0261842122 | Reported | : 11/Dec/2021 13:59:58 |
| Ref Doctor | : Dr. Mediwheel - Arcofemi Health Care Ltd. | Status | : Final Report |

DEPARTMENT OF CLINICAL PATHOLOGY

MEDIWHEEL BANK OF BARODA FEMALE ABOVE 40 YRS

| Test Name | Result | Unit | Bio. Ref. Interval | Method |
|-----------|--------|------|--------------------|--------|
|-----------|--------|------|--------------------|--------|

URINE EXAMINATION, ROUTINE * , Urine

| | | | | |
|---------------------------------|---------------|-------|--|-------------------------|
| Color | PALE YELLOW | | | |
| Specific Gravity | 1.015 | | | |
| Reaction PH | Acidic (6.0) | | | DIPSTICK |
| Protein | ABSENT | mg % | < 10 Absent 10-40 (+) 40-200 (++) 200-500 (+++) > 500 (++++) | DIPSTICK |
| Sugar | ABSENT | gms% | < 0.5 (+) 0.5-1.0 (++) 1-2 (+++) > 2 (++++) | DIPSTICK |
| Ketone | ABSENT | mg/dl | 0.2-2.81 | BIOCHEMISTRY |
| Bile Salts | ABSENT | | | |
| Bile Pigments | ABSENT | | | |
| Urobilinogen(1:20 dilution) | ABSENT | | | |
| Microscopic Examination: | | | | |
| Epithelial cells | 6-8/h.p.f | | | MICROSCOPIC EXAMINATION |
| Pus cells | 4-6/h.p.f | | | MICROSCOPIC EXAMINATION |
| RBCs | ABSENT | | | MICROSCOPIC EXAMINATION |
| Cast | ABSENT | | | |
| Crystals | ABSENT | | | MICROSCOPIC EXAMINATION |
| Others | ABSENT | | | |

SUGAR, FASTING STAGE * , Urine

| | | |
|----------------------|--------|------|
| Sugar, Fasting stage | ABSENT | gms% |
|----------------------|--------|------|

Urine Microscopy is done on centrifuged urine sediment.

Interpretation:

| | |
|------|---------|
| (+) | < 0.5 |
| (++) | 0.5-1.0 |

INDRA DIAGNOSTIC CENTRE

Add: Kamla Nehru Road, Old Katra, Prayagraj

Ph: 9235447965, 0532-2548257

CIN : U85110DL2003PLC308206

| | | | |
|--------------|---|---------------|------------------------|
| Patient Name | : Mrs. RAJANI -51826 | Registered On | : 11/Dec/2021 08:36:00 |
| Age/Gender | : 26 Y 11 M 9 D /F | Collected | : 11/Dec/2021 09:52:56 |
| UHID/MR NO | : ALDP.0000086793 | Received | : 11/Dec/2021 10:06:16 |
| Visit ID | : ALDP0261842122 | Reported | : 11/Dec/2021 13:59:58 |
| Ref Doctor | : Dr. Mediwheel - Arcofemi Health Care Ltd. | Status | : Final Report |

DEPARTMENT OF CLINICAL PATHOLOGY

MEDIWHEEL BANK OF BARODA FEMALE ABOVE 40 YRS

| Test Name | Result | Unit | Bio. Ref. Interval | Method |
|-----------|--------|------|--------------------|--------|
|-----------|--------|------|--------------------|--------|

(+++) 1-2

(++++) > 2



A handwritten signature in black ink, appearing to read 'Akanksha Singh'.

Dr. Akanksha Singh (MD Pathology)

INDRA DIAGNOSTIC CENTRE

Add: Kamla Nehru Road, Old Katra, Prayagraj

Ph: 9235447965, 0532-2548257

CIN : U85110DL2003PLC308206

| | | | |
|--------------|---|---------------|------------------------|
| Patient Name | : Mrs. RAJANI -51826 | Registered On | : 11/Dec/2021 08:36:00 |
| Age/Gender | : 26 Y 11 M 9 D /F | Collected | : 12/Dec/2021 11:42:39 |
| UHID/MR NO | : ALDP.0000086793 | Received | : 12/Dec/2021 12:33:39 |
| Visit ID | : ALDP0261842122 | Reported | : 12/Dec/2021 13:19:53 |
| Ref Doctor | : Dr. Mediwheel - Arcofemi Health Care Ltd. | Status | : Final Report |

DEPARTMENT OF CLINICAL PATHOLOGY

MEDIWHEEL BANK OF BARODA FEMALE ABOVE 40 YRS

| Test Name | Result | Unit | Bio. Ref. Interval | Method |
|-----------|--------|------|--------------------|--------|
|-----------|--------|------|--------------------|--------|

SUGAR, PP STAGE * , Urine

Sugar, PP Stage ABSENT

Interpretation:

- (+) < 0.5 gms%
- (++) 0.5-1.0 gms%
- (+++) 1-2 gms%
- (++++) > 2 gms%



A handwritten signature in black ink, reading "Akanksha Singh".

Dr. Akanksha Singh (MD Pathology)

INDRA DIAGNOSTIC CENTRE

Add: Kamla Nehru Road, Old Katra, Prayagraj

Ph: 9235447965, 0532-2548257

CIN : U85110DL2003PLC308206

| | | | |
|--------------|---|---------------|------------------------|
| Patient Name | : Mrs. RAJANI -51826 | Registered On | : 11/Dec/2021 08:36:00 |
| Age/Gender | : 26 Y 11 M 9 D /F | Collected | : 11/Dec/2021 08:52:35 |
| UHID/MR NO | : ALDP.0000086793 | Received | : 12/Dec/2021 10:39:57 |
| Visit ID | : ALDP0261842122 | Reported | : 12/Dec/2021 11:24:52 |
| Ref Doctor | : Dr. Mediwheel - Arcofemi Health Care Ltd. | Status | : Final Report |

DEPARTMENT OF IMMUNOLOGY

MEDIWHEEL BANK OF BARODA FEMALE ABOVE 40 YRS

| Test Name | Result | Unit | Bio. Ref. Interval | Method |
|-----------|--------|------|--------------------|--------|
|-----------|--------|------|--------------------|--------|

THYROID PROFILE - TOTAL ** , Serum

| | | | | |
|-----------------------------------|--------|--------|-------------|------|
| T3, Total (tri-iodothyronine) | 125.62 | ng/dl | 84.61–201.7 | CLIA |
| T4, Total (Thyroxine) | 9.63 | ug/dl | 3.2-12.6 | CLIA |
| TSH (Thyroid Stimulating Hormone) | 2.23 | μIU/mL | 0.27 - 5.5 | CLIA |

Interpretation:

| | | |
|----------|--------|------------------------|
| 0.3-4.5 | μIU/mL | First Trimester |
| 0.5-4.6 | μIU/mL | Second Trimester |
| 0.8-5.2 | μIU/mL | Third Trimester |
| 0.5-8.9 | μIU/mL | Adults 55-87 Years |
| 0.7-27 | μIU/mL | Premature 28-36 Week |
| 2.3-13.2 | μIU/mL | Cord Blood > 37Week |
| 0.7-64 | μIU/mL | Child(21 wk - 20 Yrs.) |
| 1-39 | μIU/mL | Child 0-4 Days |
| 1.7-9.1 | μIU/mL | Child 2-20 Week |

1) Patients having low T3 and T4 levels but high TSH levels suffer from primary hypothyroidism, cretinism, juvenile myxedema or autoimmune disorders.

2) Patients having high T3 and T4 levels but low TSH levels suffer from Grave's disease, toxic adenoma or sub-acute thyroiditis.

3) Patients having either low or normal T3 and T4 levels but low TSH values suffer from iodine deficiency or secondary hypothyroidism.

4) Patients having high T3 and T4 levels but normal TSH levels may suffer from toxic multinodular goiter. This condition is mostly asymptomatic and may cause transient hyperthyroidism but no persistent symptoms.


5) Patients with high or normal T3 and T4 levels and low or normal TSH levels suffer either from T3 toxicosis or T4 toxicosis respectively.

6) In patients with non thyroidal illness abnormal test results are not necessarily indicative of thyroidism but may be due to adaptation to the catabolic state and may revert to normal when the patient recovers.

7) There are many drugs for eg. Glucocorticoids, Dopamine, Lithium, Iodides, Oral radiographic dyes, etc. which may affect the thyroid function tests.

8) Generally when total T3 and total T4 results are indecisive then Free T3 and Free T4 tests are recommended for further confirmation along with TSH levels.




Dr. Anupam Singh
M.B.B.S, M.D. (Pathology)

INDRA DIAGNOSTIC CENTRE

Add: Kamla Nehru Road, Old Katra, Prayagraj

Ph: 9235447965, 0532-2548257

CIN : U85110DL2003PLC308206

| | | | |
|--------------|---|---------------|------------------------|
| Patient Name | : Mrs. RAJANI -51826 | Registered On | : 11/Dec/2021 08:36:01 |
| Age/Gender | : 26 Y 11 M 9 D /F | Collected | : N/A |
| UHID/MR NO | : ALDP.0000086793 | Received | : N/A |
| Visit ID | : ALDP0261842122 | Reported | : 11/Dec/2021 14:54:40 |
| Ref Doctor | : Dr. Mediwheel - Arcofemi Health Care Ltd. | Status | : Final Report |

DEPARTMENT OF X-RAY

MEDIWHEEL BANK OF BARODA FEMALE ABOVE 40 YRS

X-RAY DIGITAL CHEST PA *

X-RAY REPORT

(300 mA COMPUTERISED UNIT SPOT FILM DEVICE)

CHEST P-A VIEW

- Soft tissue shadow appears normal.
 - Bony cage is normal.
 - Diaphragmatic shadows are normal on both sides.
 - Costo-phrenic angles are bilaterally clear.
 - Trachea is central in position.
 - Cardiac size & contours are normal.
 - Hilar shadows are normal.
 - Pulmonary vascularity & distribution are normal.
 - Pulmonary parenchyma did not reveal any significant lesion.
- **NO SIGNIFICANT RADIOLOGICAL ABNORMALITY SEEN ON PRESENT STUDY.**

IMPRESSION :

Please correlate clinically.



A handwritten signature in black ink, appearing to read 'Raveesh'.

Dr Raveesh Chandra Roy (MD-Radio)

INDRA DIAGNOSTIC CENTRE

Add: Kamla Nehru Road, Old Katra, Prayagraj

Ph: 9235447965, 0532-2548257

CIN : U85110DL2003PLC308206

| | | | |
|--------------|---|---------------|------------------------|
| Patient Name | : Mrs. RAJANI -51826 | Registered On | : 11/Dec/2021 08:36:01 |
| Age/Gender | : 26 Y 11 M 9 D /F | Collected | : N/A |
| UHID/MR NO | : ALDP.0000086793 | Received | : N/A |
| Visit ID | : ALDP0261842122 | Reported | : 11/Dec/2021 17:36:20 |
| Ref Doctor | : Dr. Mediwheel - Arcofemi Health Care Ltd. | Status | : Final Report |

DEPARTMENT OF CARDIAC

MEDIWHEEL BANK OF BARODA FEMALE ABOVE 40 YRS

ECG / EKG *

| | |
|----------------------------|----------------|
| 1. Machnism, Rhythm | Sinus, Regular |
| 2. Atrial Rate | 67 /mt |
| 3. Ventricular Rate | 67 /mt |
| 4. P - Wave | Normal |
| 5. P R Interval | Normal |
| 6. Q R S | |
| Axis : | Normal |
| R/S Ratio : | Normal |
| Configuration : | Normal |
| 7. Q T c Interval | Normal |
| 8. S - T Segment | Normal |
| 9. T - Wave | Normal |

FINAL IMPRESSION

ECG Within Normal Limits: Sinus Rhythm, Normal Axis. Please correlate clinically




Dr. R. K. VERMA
MBBS, PGDGM

INDRA DIAGNOSTIC CENTRE

Add: Kamla Nehru Road, Old Katra, Prayagraj

Ph: 9235447965, 0532-2548257

CIN : U85110DL2003PLC308206

| | | | |
|--------------|---|---------------|------------------------|
| Patient Name | : Mrs. RAJANI -51826 | Registered On | : 11/Dec/2021 08:36:01 |
| Age/Gender | : 26 Y 11 M 9 D /F | Collected | : N/A |
| UHID/MR NO | : ALDP.0000086793 | Received | : N/A |
| Visit ID | : ALDP0261842122 | Reported | : 11/Dec/2021 09:04:15 |
| Ref Doctor | : Dr. Mediwheel - Arcofemi Health Care Ltd. | Status | : Final Report |

DEPARTMENT OF ULTRASOUND

MEDIWHEEL BANK OF BARODA FEMALE ABOVE 40 YRS

ULTRASOUND WHOLE ABDOMEN (UPPER & LOWER) *

The liver is normal in size (12.1 cm), shape and echogenicity. No focal lesion is seen. No intra hepatic biliary radicle dilation seen.

Gall bladder is well distended and is normal.

Portal vein and CBD are not dilated.

Pancreas is normal in size, shape and echogenicity.

Spleen is normal in size (7.9 cm), shape and echogenicity.

Right kidney is normal in size, shape and echogenicity. No focal lesion or calculus seen. Right pelvicalyceal system is not dilated.

Right kidney measures : 10.2 x 3.5 cm

Left kidney is normal in size, shape and echogenicity. No focal lesion or calculus seen. Left pelvicalyceal system is not dilated.

Left kidney measures : 8.8 x 3.1 cm

Urinary bladder is normal in shape, outline and distension. Lumen is anechoic and no wall thickening seen.

Uterus is anteverted, and is normal in size (5.7 x 3.3 x 4.1 cm). No focal myometrial lesion seen. Endometrium is normal in thickness.

Bilateral ovaries are normal in size, shape and echogenicity.

Bilateral adnexa are clear .

No free fluid is seen in the abdomen/pelvis.

High Resolution USG - No abnormal bowel wall thickening or bowel loop dilatation is seen. Ileocecal junction and cecum is seen normally. Appendix is not visualized. No mesenteric lymphadenopathy is seen

IMPRESSION: No significant abnormality seen.

Please correlate clinically.

Note :- Impression is a professional opinion & not a diagnosis (Not for medico legal purpose). All modern machine / procedures have their limitations. If there is variance clinically this examination may be repeated or re-evaluated by other investigations. Discrepancies due to technical or typing errors should be reported for correction within seven days. No compensation liability stands.

*** End Of Report ***

(**) Test Performed at Chandan Speciality Lab.



VIEW:
LINE EXAMINATION, TREAD MILL TEST


Dr. R. K. VERMA
MBBS, PGDGM

This report is not for medico legal purpose. If clinical correlation is not established, kindly repeat the test at no additional cost within seven days.

Facilities: Pathology, Bedside Sample Collection, Health Check-ups, Digital X-Ray, ECG (Bedside also), Allergy Testing, Test And Health Check-ups, Ultrasonography, Sonomammography, Bone Mineral Density (BMD), Doppler Studies, 2D Echo, CT Scan, MRI, Blood Bank, TMT, EEG, PFT, OPG, Endoscopy, Digital Mammography, Electromyography (EMG), Nerve Conduction Velocity (NCV), Audiometry, Brainstem Evoked Response Audiometry (BERA), Colonoscopy, Ambulance Services, Online Booking Facilities for Diagnostics, Online Report Viewing *
365 Days Open *Facilities Available at Select Location