



भारत सरकार  
Government of India

भारतीय विशिष्ट पहचान प्राधिकरण  
Unique Identification Authority of India


नामांकन क्रमांक / Enrollment No.: 0651/88266/01506

To  
रुबी  
Ruby  
C/O: Dharmbir,  
78 B, EWS Flats,  
Near Pitampura village,  
VTC: Saraswati Vihar,  
PO: Saraswati Vihar,  
Sub District: Saraswati Vihar, District: North West Delhi,  
State: Delhi,  
PIN Code: 110034,  
Mobile: 8607293829

184468039



MG844680391FI



आपका आधार क्रमांक / Your Aadhaar No. :

**8277 3626 7738**

मेरा आधार, मेरी पहचान



भारत सरकार  
Government of India



Issue Date : 16/03/2013



रुबी  
Ruby  
जन्म तिथि / DOB : 06/09/1996  
महिला / Female

ONEPLUS ULTRASOUND LAB  
47 Harsh Vihar, Pitam Pura,  
Delhi-110034  
Ph. 011-42480101, 959991305  
E-mail oneplusul@gmail.com


**8277 3626 7738**

मेरा आधार, मेरी पहचान

Ruby

ULTRASOUND LAB  
M. S. M.  
No. DM 1-143





Ruby

  
Dr. NITIN AGARWAL  
M.D., MD  
Regn. No. DMC-R-1436

ONEPLUS ULTRASOUND LAB  
47 Harsh Vihar, Pitam Pura,  
Delhi-110034  
Ph. 011-42403101, 9899913051  
E-mail oneplusul@gmail.com



**OnePLUS**  
Ultrasound Lab  
— QUALITY FIRST... ALWAYS! —

**Dr. Nitin Agarwal**  
Pathologist & Director  
Ex. Sr. Res. MAMC  
& Lok Nayak Hospital  
Ex. Chief of Lab Dr. Lal Path Labs.

**Dr. Pooja (Garg) Agarwal**  
Radiologist & Director  
MAMC & Lok Nayak Hospital

To

The ONE PLUS MANAGEMENT  
New Delhi PITAMPURA-

Subject - Regarding STOOL Routine Test-

Respect SIR/MADAM

with Due respect I Ruby Do not want to check

and Test Stool Routine.

Ruby

22/07/23

Dr. NITIN AGARWAL  
MBBS, MD  
Regn. No. DMC-R-1436

47, Harsh Vihar, Pitampura, New Delhi-110034 | Ph.: 011-42480101, 9599913051  
E-mail: [oneplusul@gmail.com](mailto:oneplusul@gmail.com) | Web.: [www.oneplusul.in](http://www.oneplusul.in)

Clinical correlation is essential for final diagnosis. • If test results are unsatisfactory please contact personally or on phone. • This report is for perusal of doctors only.  
• All disputes Subject to Delhi Jurisdiction only. • Not for medicolegal purposes. • All congenital anomalies in a foetus may not be diagnosed in routine obstetric ultrasound.

# ONEPLUS ULTRASOUND LAB

47, HARSH VIHAR, PITAMPURA, DELHI- 110034

Ms. RUBY  
Age : 27/F  
Ref. by : MEDIWHEEL  
Indication1 :  
Indication2 :  
Indication3 :  
COMMENTS : Normal ECG

ID : 2269  
H/Wt : 150/59  
Recorded : 22-7-2023 11:46  
Medication1 :  
Medication2 :  
Medication3 :

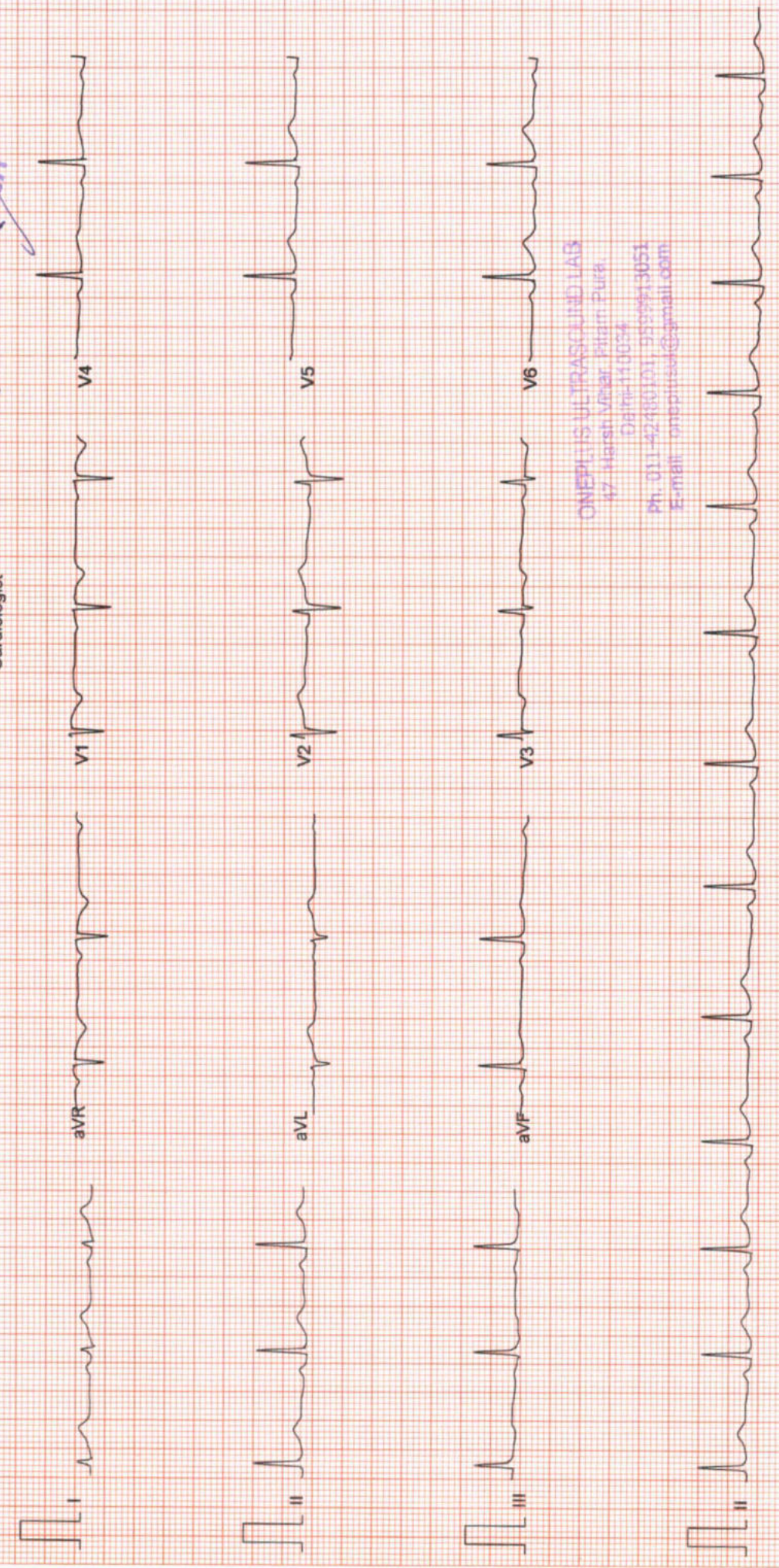
BPM : 77  
BP : 120/80  
P Axis : 50 deg  
QRS Axis : 79 deg  
T Axis : 28 deg

P duration : 86 msec  
PR duration : 153 msec  
QRS duration : 93 msec  
QT interval : 326 msec  
QTc interval : 355 msec

Raw E.C.G. (Seq)  
*P. A. GUPTA*  
*MBBS, MD*  
*880135071*

Unconfirmed Report Reviewed By:  
Cardiologist

*Ruby*



ONEPLUS ULTRASOUND LAB  
47 Harsh Vihar, Pitam Pura  
Delhi-110034  
Ph. 011-42486101 9559913053  
E-mail: oneplusul@gmail.com

# ONEPLUS ULTRASOUND LAB

47, HARSH VIHAR PITAMPURA DELHI 110034

Ms. RUBY

Age : 27/F

Ref. by : MEDWHEEL

Indication1 :

Indication2 :

Indication3 :

ID : 985

H/Wt : 150/59

Recorded : 22-7-2023 11:48

## TREADMILL TEST SUMMARY REPORT

Protocol: BRUCE

History:

Medication1 :

Medication2 :

Medication3 :

PHASE	PHASE TIME	STAGE TIME	SPEED (Km./Hr.)	GRADE (%)	H.R. (BPM)	B.P. (mmHg)	RPP X100	II	ST LEVEL (mm) V2	V5	METS
SUPINE					72	120/80	86	0.4	0.6	0.3	
STANDING					76	120/80	91	0.4	0.6	0.3	
STAGE 1	2:59	2:59	2.70	10.00	118	120/80	141	0.4	0.5	0.1	4.80
STAGE 2	5:59	2:58	4.00	12.00	138	130/84	179	0.3	0.5	0.4	7.10
STAGE 3	7:29	1:29	5.40	14.00	170	140/90	238	0.2	0.8	0.4	8.54
PEAK EXER	7:31	1:31			171	140/90	239	0.2	0.8	0.4	8.57
RECOVERY	2:59	2:59	0.00	0.00	98	122/82	119	-0.1	0.1	-0.1	

### RESULTS

Exercise Duration : 7:31 Minutes

Max Heart Rate : 171 bpm 88 % of target heart rate 193 bpm

Max Blood Pressure : 140/90 mmHg

Max Work Load : 8.57 METS

Reason of Termination :

### IMPRESSIONS

*Meaning for health only*

ONEPLUS ULTRASOUND LAB

47 Harsh Vihar Pitampura

Delhi-110034

Ph. 011-42431101, 9599813051

E-mail oneplusul@gmail.com

Dr. P.K. GUPTA  
MBBS, MD  
Res. No. 1071

*Ruby*

Cardiologist

# ONEPLUS ULTRASOUND LAB

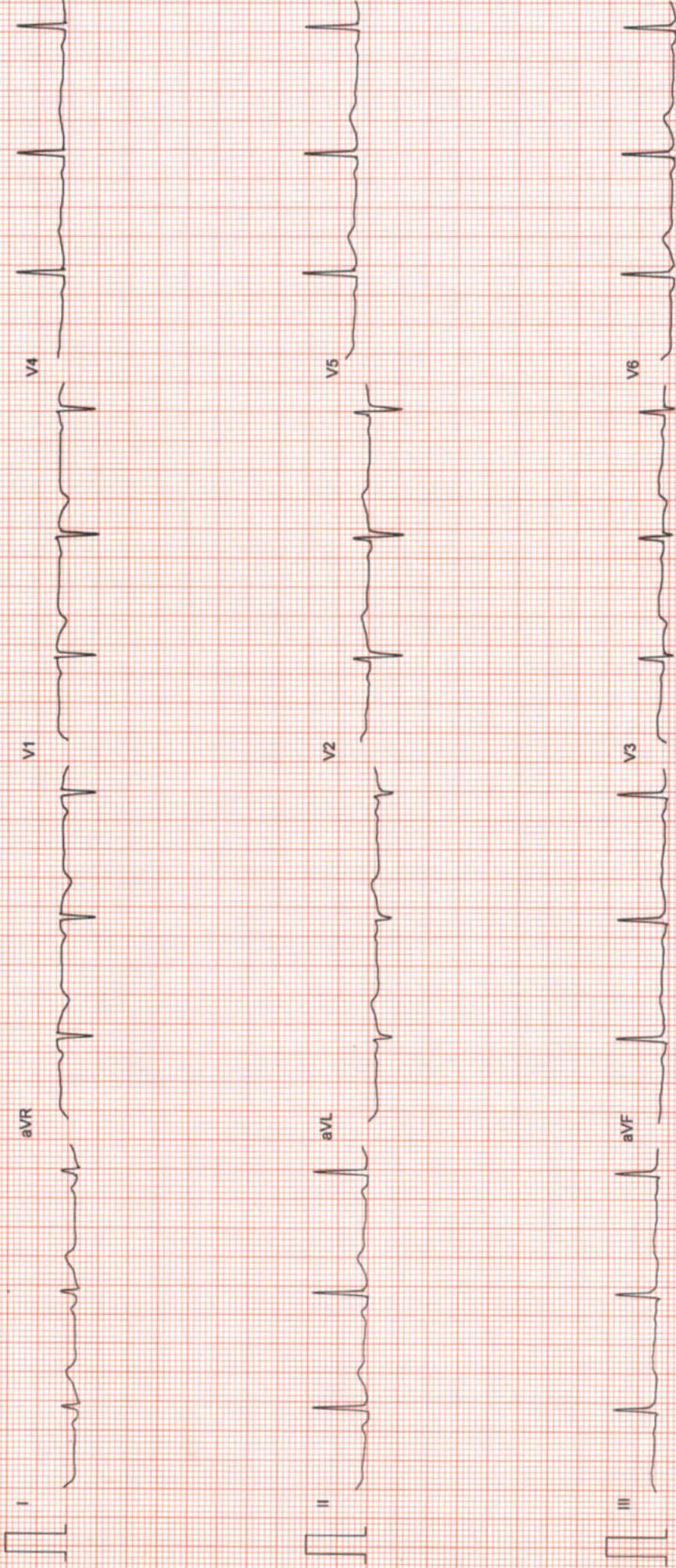
Ms. RUBY  
I.D. : 985  
AGE/SEX : 27/F  
RECORDED : 22-7-2023 11:48

SUPINE  
PRETEST

ST @ 10mm/mV  
80ms PostJ

RATE : 72 BPM  
B.P. : 120/80 mmHg

RAW E.C.G.



ONEPLUS ULTRASOUND LAB  
47, Harish Vihar, Pitam Pura,  
Delhi-110034  
Ph: 011-42400101, 9599913051  
Email: [oneplusul@oneplusul.com](mailto:oneplusul@oneplusul.com)

# ONEPLUS ULTRASOUND LAB

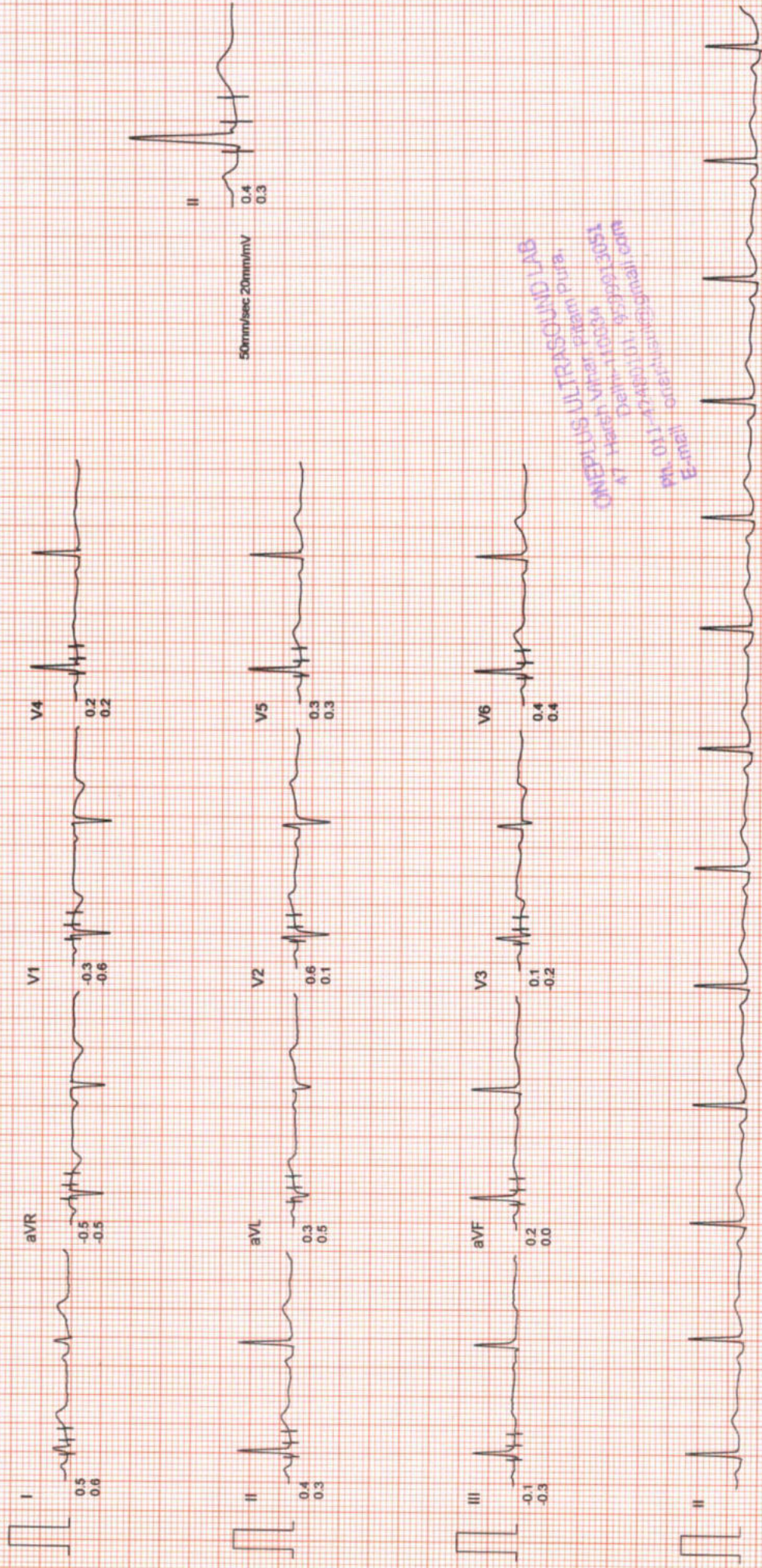
STANDING  
PRETEST

Ms. RUBY  
I.D. : 985  
AGE/SEX : 27/F  
RECORDED : 22-7-2023 11:48

RATE : 76 BPM  
B.P. : 120/80 mmHg

ST @ 10mm/mV  
80ms PostJ

LINKED MEDIAN



50mm/sec 20mm/mV

ONEPLUS ULTRASOUND LAB  
Dr. Harish Vigneshwaran  
17, Hareesh Nagar, Kalyanpur, Bangalore  
9845333051  
Dr. Chaitanya  
9845333051  
Dr. Anil Kumar  
9845333051



# ONEPLUS ULTRASOUND LAB

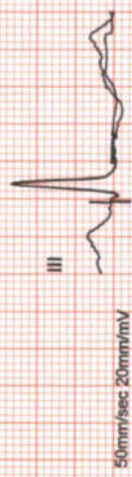
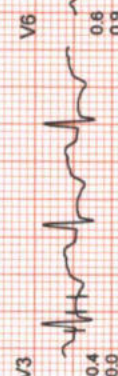
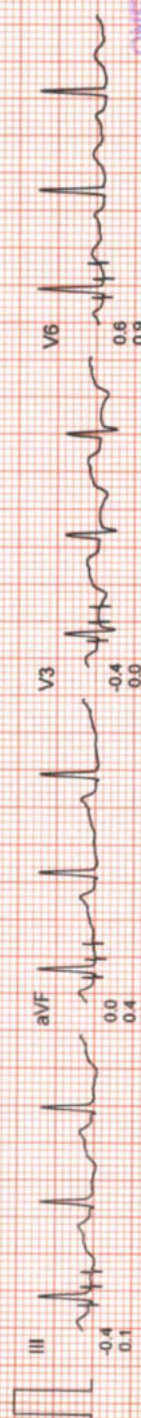
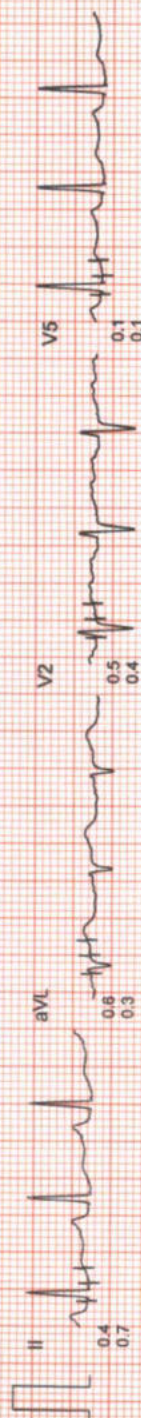
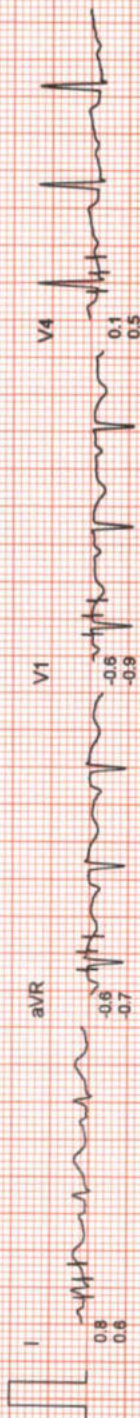
Ms. RUBY  
 I.D. : 985  
 AGE/SEX : 27/F  
 RECORDED : 22-7-2023 11:48

BRUCE  
 EXERCISE 1  
 PHASE TIME : 2:59  
 STAGE TIME : 2:59

RATE : 118 BPM  
 B.P. : 120/80 mmHg

ST @ 10mm/mV  
 80ms PostJ  
 SPEED : 2.7 Km/Hr.  
 GRADE : 10.0 %

LINKED MEDIAN



ONEPLUS ULTRASOUND LAB  
 47 Harsh Vihar Patna -Pura,  
 Delhi-110034  
 Ph. 011-42480112, 9159913051  
 E-mail: oneplusul@gmail.com



# ONEPLUS ULTRASOUND LAB

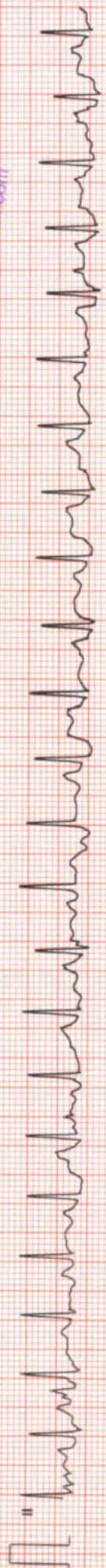
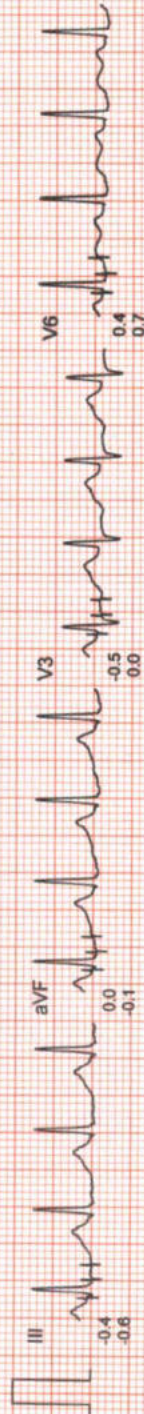
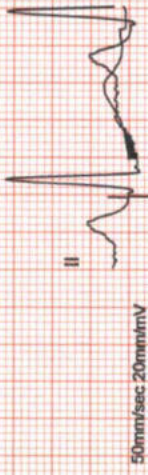
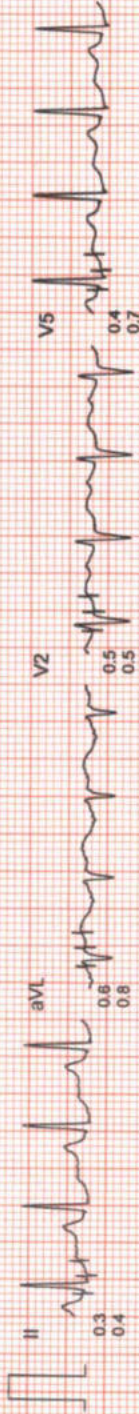
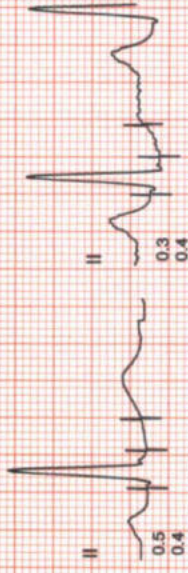
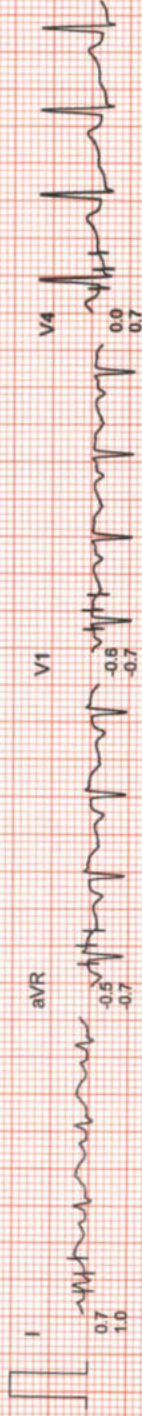
Ms. RUBY  
I.D. : 985  
AGE/SEX : 27/F  
RECORDED : 22-7-2023 11:48

BRUCE  
EXERCISE 2  
PHASE TIME : 5:59  
STAGE TIME : 2:59

RATE : 138 BPM  
B.P. : 130/84 mmHg

ST @ 10mm/mV  
80ms PostJ  
SPEED : 4.0 Km./Hr.  
GRADE : 12.0 %

LINKED MEDIAN



ONEPLUS ULTRASOUND LAB  
47 Harsh Vihar, Pitam Pura  
Delhi-110034  
Ph: 011-42480101, 9599913052  
Email: oneplusul@gmail.com

# ONEPLUS ULTRASOUND LAB

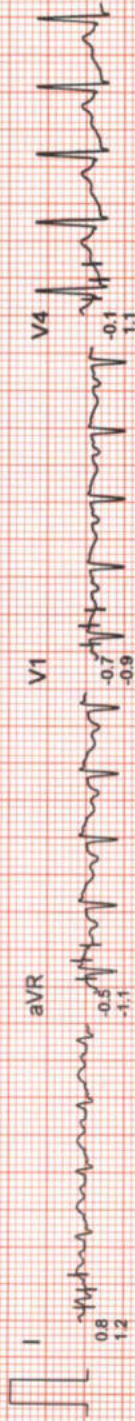
Ms. RUBY  
I.D. : 985  
AGE/SEX : 27/F  
RECORDED : 22-7-2023 11:48

RATE : 170 BPM  
B.P. : 140/90 mmHg

BRUCE  
EXERCISE 3  
PHASE TIME : 7:29  
STAGE TIME : 1:29

ST @ 10mm/mV  
80ms PostJ  
SPEED : 5.4 Km/Hr.  
GRADE : 14.0 %

LINKED MEDIAN

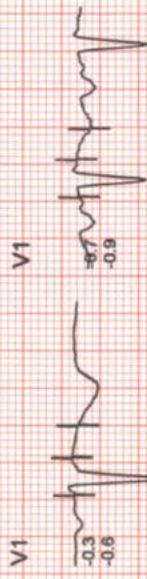


V4

V1

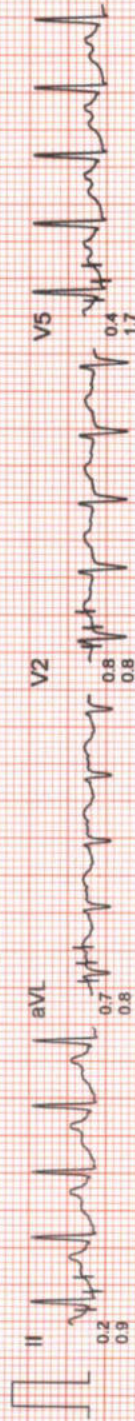
aVR

I



V1

V1



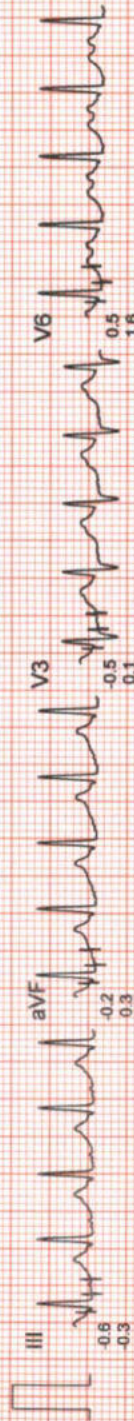
II

aVL

V2

V5

V1



III

aVF

V3

V6

V1



V1

50mm/sec 20mm/mV

ONEPLUS ULTRASOUND LAB  
47 Harsh Vihar Pitam Pura  
Delhi-110034  
Ph: 011-42480101, 9599913051  
E-mail: oneplus110@gmail.com

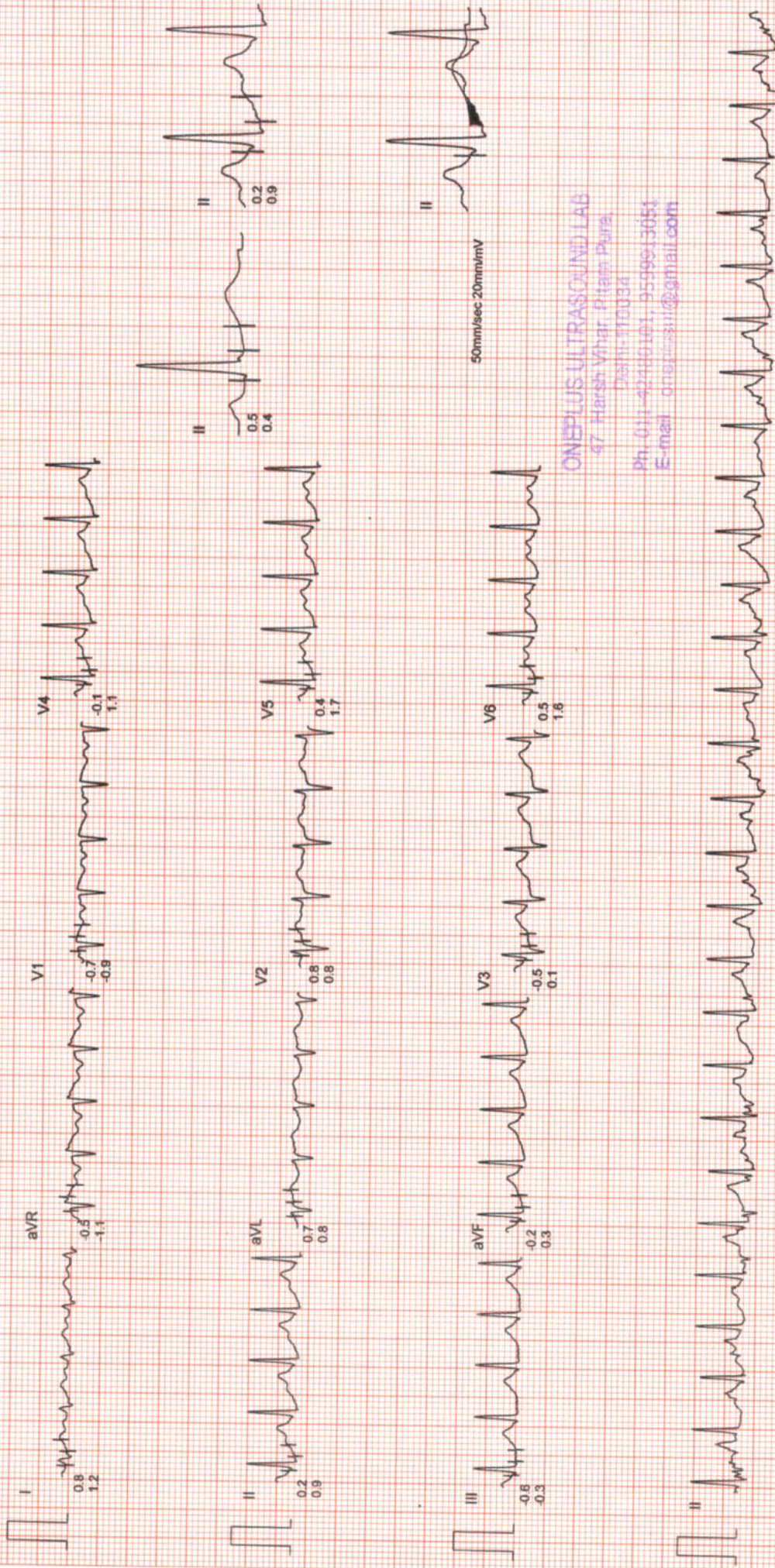
# ONEPLUS ULTRASOUND LAB

Ms. RUBY  
I.D. : 985  
AGE/SEX : 27/F  
RECORDED : 22-7-2023 11:48

RATE : 171 BPM  
B.P. : 140/90 mmHg  
BRUCE  
PEAK EXER  
PHASE TIME : 7:31  
STAGE TIME : 1:31

ST @ 10mm/mV  
80ms PostJ  
SPEED : 5.4 Km./Hr.  
GRADE : 14.0 %

LINKED MEDIAN



ONEPLUS ULTRASOUND LAB  
47, Harsh Vihar, Pitampura,  
Delhi-110034  
Ph: 011-42146101, 9559913651  
E-mail: [oneplus1@gmail.com](mailto:oneplus1@gmail.com)

# ONEPLUS ULTRASOUND LAB

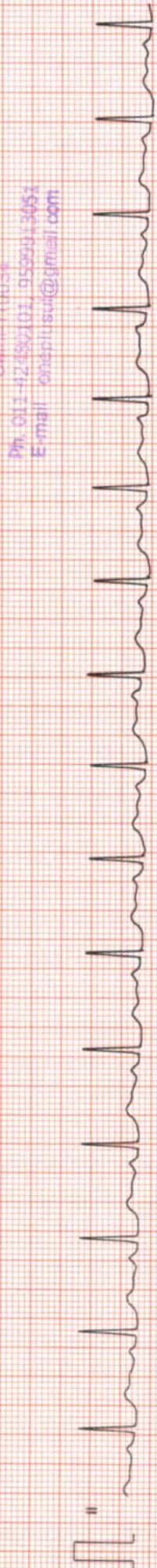
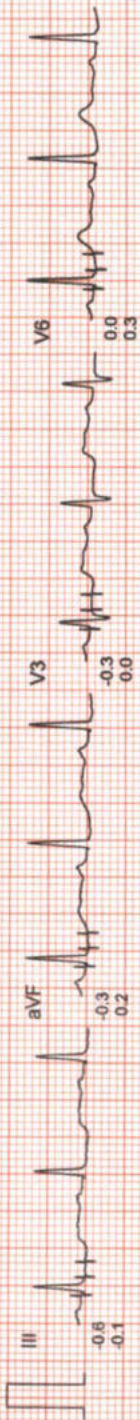
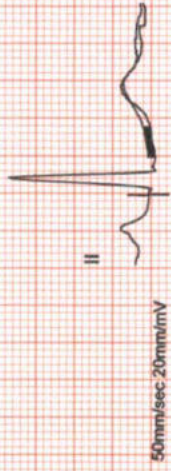
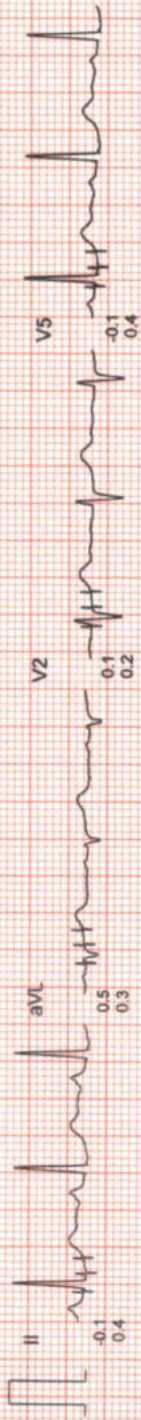
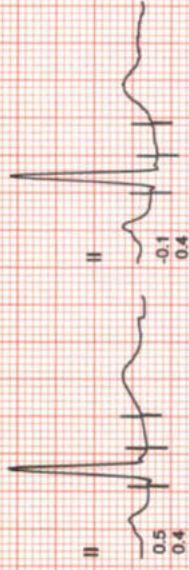
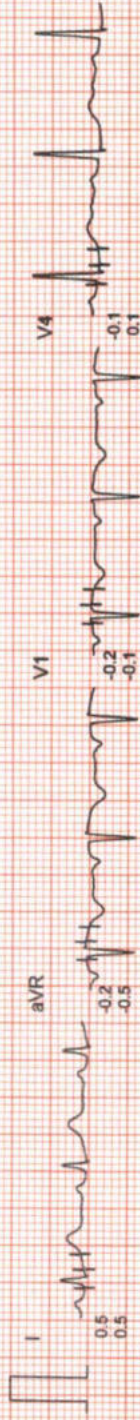
Ms. RUBY  
I.D. : 985  
AGE/SEX : 27/F  
RECORDED : 22-7-2023 11:48

BRUCE  
RECOVERY  
PHASE TIME : 2:59

RATE : 98 BPM  
B.P. : 122/82 mmHg

ST @ 10mm/mV  
80ms PostJ  
SPEED : 0.0 Km./Hr.  
GRADE : 0.0 %

LINKED MEDIAN



ONEPLUS ULTRASOUND LAB  
47 Marsh Vihar, Pitampura  
Delhi-110034  
Ph: 011-42480101, 9599913052  
E-mail: onepplusul@gsil.com

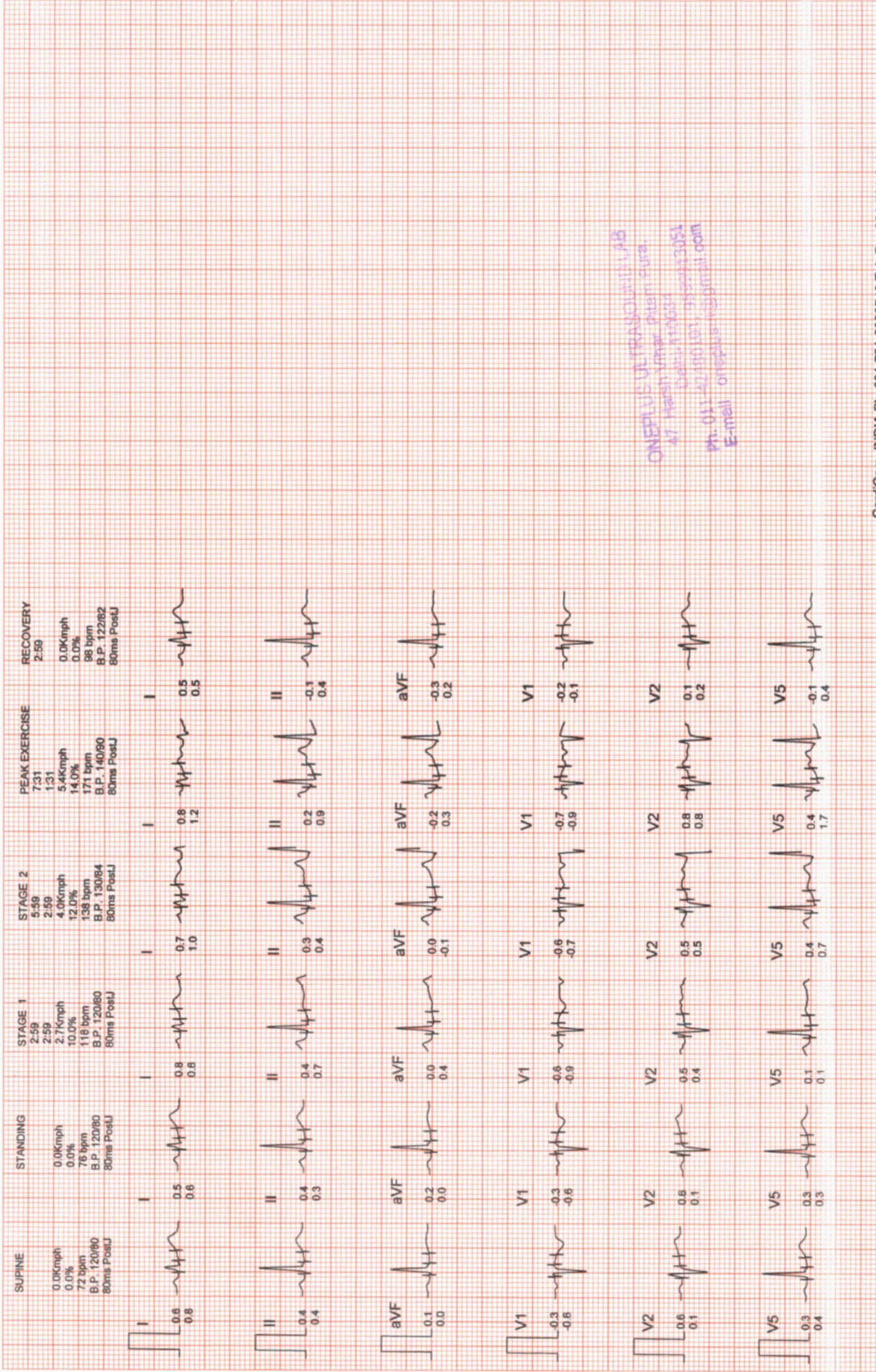
# ONEPLUS ULTRASOUND LAB

Ms. RUBY I.D. : 985

RECORDED : 22-7-2023 11:48

AGE/SEX : 27/F

AVG E.C.G.



ONEPLUS ULTRASOUND LAB  
47, Hrishy Nagar, Purnea, Bihar  
Distt: Purnea  
Ph: 011-42190101, 9552413051  
E-mail: onepplus@rediffmail.com

# ONEPLUS ULTRASOUND LAB

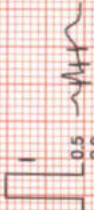











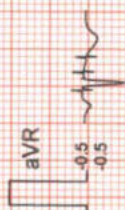


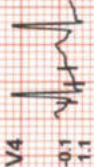




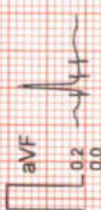



I.D. : 985

AGE/SEX : 27/F

Ms. RUBY

RECORDED : 22-7-2023 11:48

## COMPARISON REPORT

STANDING	PEAK EXERCISE	STANDING	PEAK EXERCISE
<p>0.0Kmph 0.0% 76 bpm B.P. 120/80 80ms PostU</p>  <p>I 0.5 0.6</p>	<p>7:31 1:31 5.4Kmph 0.0% 171 bpm B.P. 140/90 80ms PostU</p>  <p>I 0.8 1.2</p>	<p>0.0Kmph 0.0% 76 bpm B.P. 120/80 80ms PostU</p>  <p>V1 -0.3 -0.6</p>	<p>7:31 1:31 5.4Kmph 0.0% 171 bpm B.P. 140/90 80ms PostU</p>  <p>V1 -0.7 -0.9</p>
<p>0.4 0.3</p>  <p>II 0.4 0.3</p>	<p>0.2 0.9</p>  <p>II 0.2 0.9</p>	<p>0.6 0.1</p>  <p>V2 0.6 0.1</p>	<p>0.8 0.8</p>  <p>V2 0.8 0.8</p>
<p>-0.1 -0.3</p>  <p>III -0.1 -0.3</p>	<p>-0.6 -0.3</p>  <p>III -0.6 -0.3</p>	<p>0.1 -0.2</p>  <p>V3 0.1 -0.2</p>	<p>-0.5 0.1</p>  <p>V3 -0.5 0.1</p>
<p>-0.5 -0.5</p>  <p>aVR -0.5 -0.5</p>	<p>-0.5 -1.1</p>  <p>aVR -0.5 -1.1</p>	<p>0.2 0.2</p>  <p>V4 0.2 0.2</p>	<p>-0.1 1.1</p>  <p>V4 -0.1 1.1</p>
<p>0.3 0.5</p>  <p>aVL 0.3 0.5</p>	<p>0.7 0.8</p>  <p>aVL 0.7 0.8</p>	<p>0.3 0.3</p>  <p>V5 0.3 0.3</p>	<p>0.4 1.7</p>  <p>V5 0.4 1.7</p>
<p>0.2 0.0</p>  <p>aVF 0.2 0.0</p>	<p>0.2 0.3</p>  <p>aVF 0.2 0.3</p>	<p>0.4 0.4</p>  <p>V6 0.4 0.4</p>	<p>0.5 1.6</p>  <p>V6 0.5 1.6</p>

ONEPLUS ULTRASOUND LAB  
A7 Heerish Vihar, Pitam Pura,  
Delhi-110034  
Ph: 011-6248101, 9599913051  
E-mail: onepusult@gmail.com

<b>Name</b>	: Mrs. RUBY	<b>Age/Sex</b>	: 27 YRS/Female
<b>Ref. By</b>	: Dr. MEDIWHEEL	<b>Lab No</b>	: 012307220014
<b>Date</b>	: 22-Jul-2023	<b>Patient ID</b>	: LSHHI118073

### ULTRASOUND EXAMINATION----WHOLE ABDOMEN

**Liver** is normal in size (15.0 cm) and outline with normal echopattern. No abscess or mass lesion seen. Hepatic veins, portal vein, IVC and aorta are normal. Intrahepatic biliary radicles are not dilated. CBD is normal in caliber.

**Gall bladder** is well distended with anechoic lumen. Wall thickness is normal.

**Both kidneys** are normal in size, shape, position, outline and echopattern. Corticomedullary differentiation is maintained. No pelvicalyceal dilation or calculus or mass lesion is seen.

**Spleen** is normal in size and echotexture. No mass lesion seen.

**Pancreas** is normal in size, outline and echotexture.

**Urinary bladder** is normal in shape and position. No evidence of intravesical stone or mass seen.

**Uterus** is normal in size (measures 7.6 x 3.9 cm), shape, position and echopattern. No mass seen.

**Uterine cavity** is empty. **Endometrial thickness** is 9.0 mm.

**Both ovaries** appear normal in size, shape and echopattern. No tubo-ovarian mass seen.

No abnormal bowel wall thickening seen in right iliac fossa.  
No free fluid seen anywhere in abdomen.

**IMPRESSION: Normal study.**

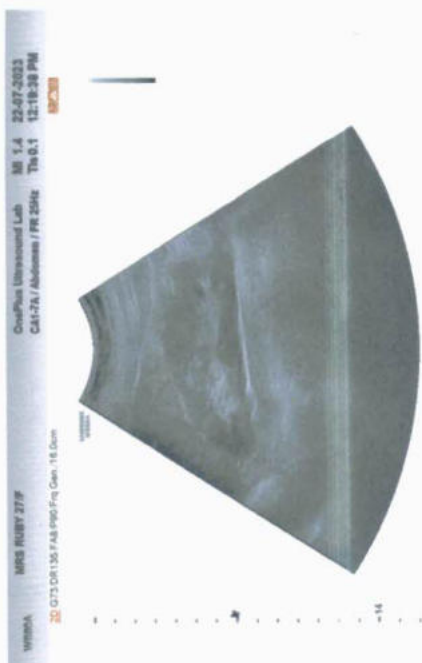
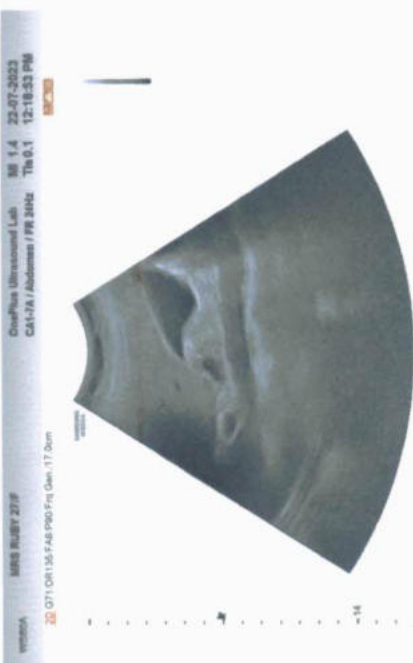
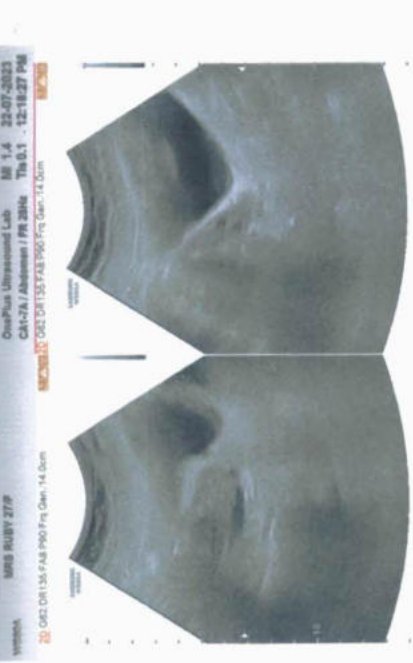
Dr. POOJA GARG  
M.B.B.S. (RADIOLOGY)  
Reg No. DMC/R/03398  
RADIOLOGIST  
REG NO- DMC/R/03398

Type By : darshita

47, Harsh Vihar, Pitampura, Delhi-34 ☎ 011-4248 0101, 9599913051

✉ Email: [oneplusul@gmail.com](mailto:oneplusul@gmail.com) 🌐 [www.oneplusul.in](http://www.oneplusul.in)





<b>Name</b>	: Mrs. RUBY	<b>Age/Sex</b>	: 27 YRS/Female
<b>Ref. By</b>	: Dr. MEDIWHEEL	<b>Lab No</b>	: 012307220014
<b>Date</b>	: 22-Jul-2023	<b>Patient ID</b>	: LSHHI118073

## X-ray-Chest PA view

### Expiratory film.

Bony cage and soft tissues are normal.

Cardiothoracic ratio is normal.

Mediastinum is normal.

Both hila are normal.

Both costophrenic angles are clear.

Both domes of diaphragm are normal.

Visualized lung fields are clear. No parenchymal lesion seen.

### IMPRESSION: Normal Study.

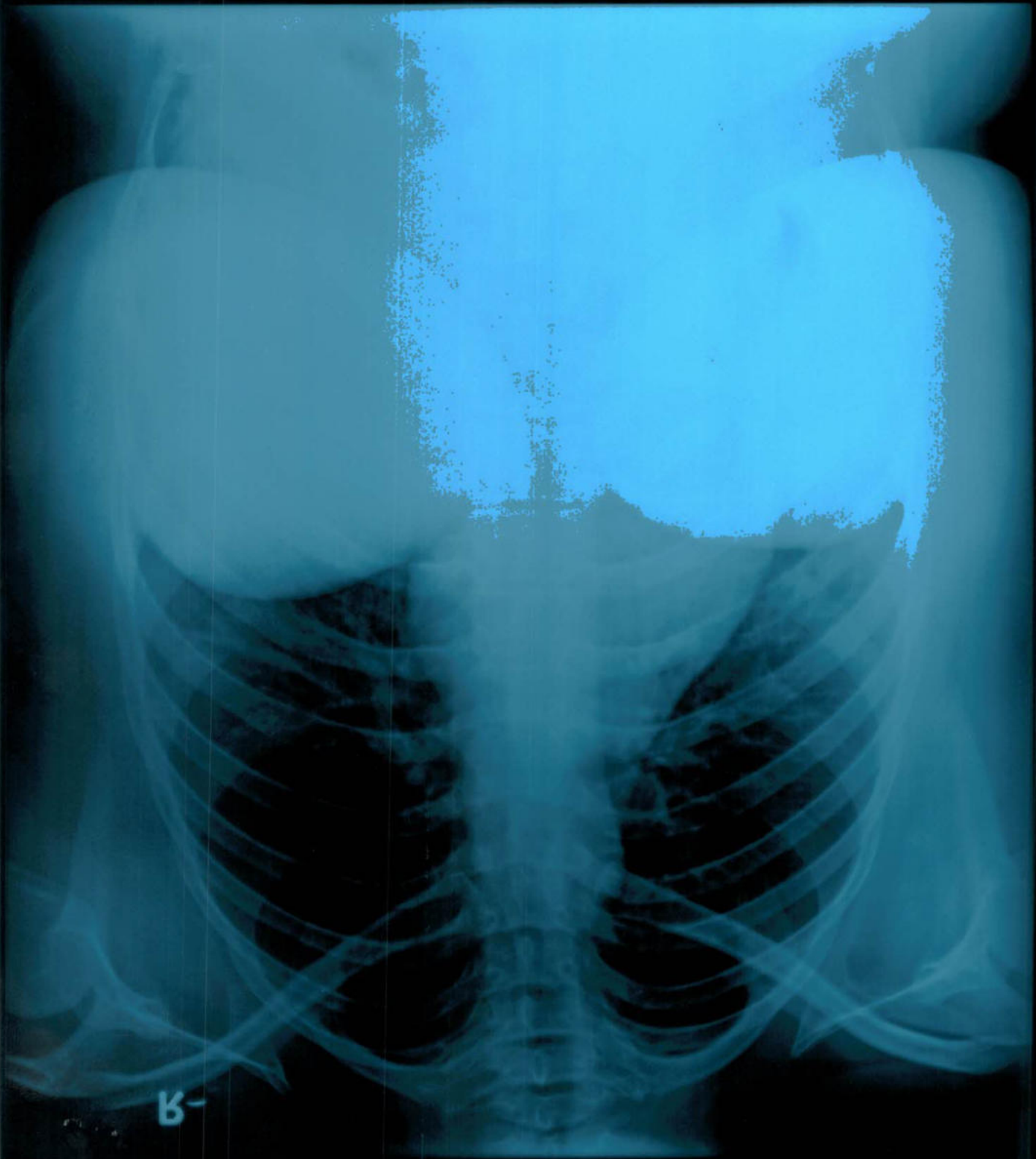
Dr. POOJA GARG  
M.B.B.S. D.M.R.D.  
Reg No. DMC/R/03398  
Radiologist  
**DR. POOJA GARG**  
**RADIOLOGIST**  
**REG NO- DMC/R/03398**

Type By : POOJA

47, Harsh Vihar, Pitampura, Delhi-34 ☎ 011-4248 0101, 9599913051

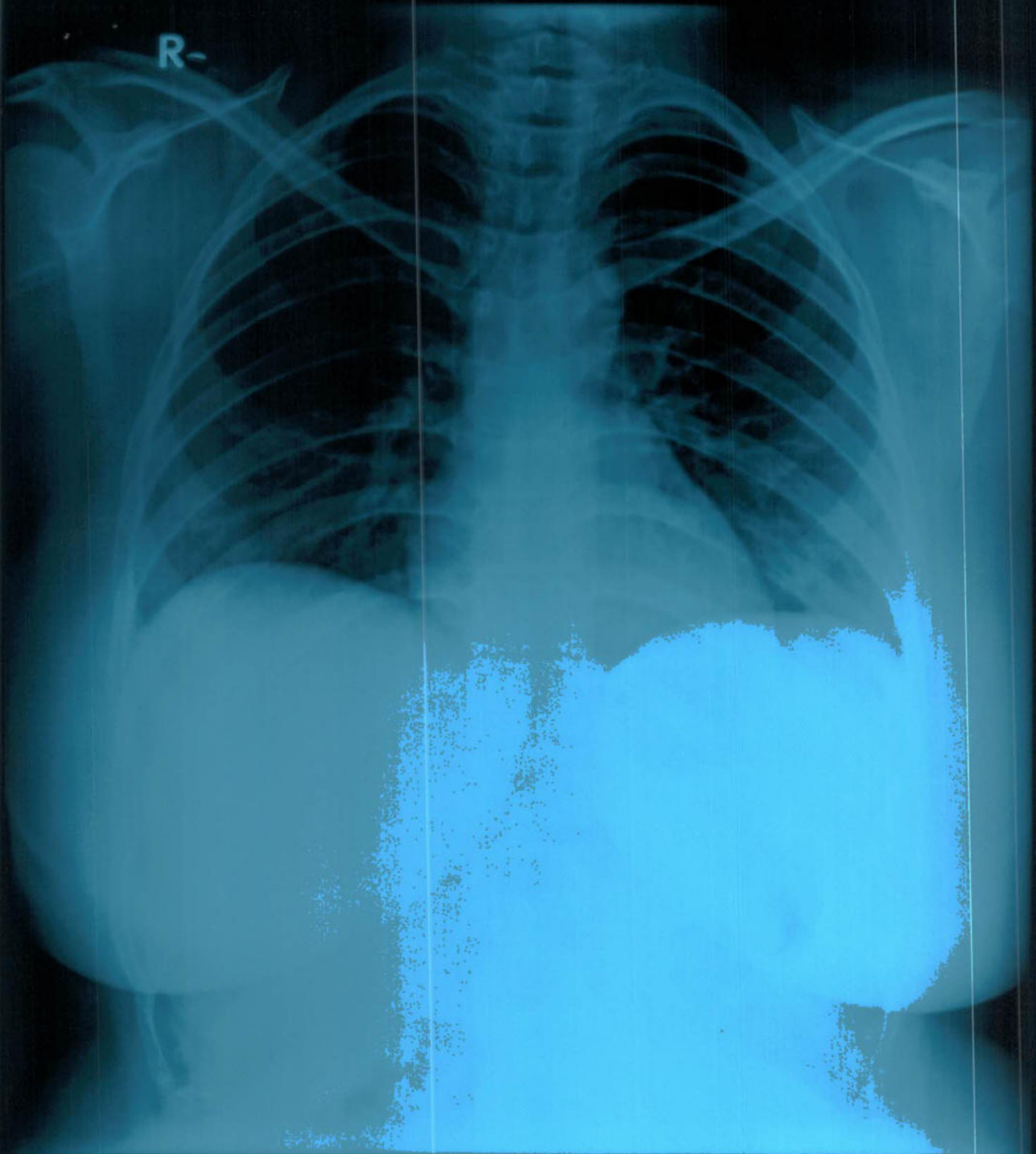
✉ Email: [oneplusul@gmail.com](mailto:oneplusul@gmail.com) 🌐 [www.oneplusul.in](http://www.oneplusul.in)

ОИЕБГУС УГ ТВАСОДИО ДАВ 43-НАР2Н АИНАВ РИТАМЬУВА  
МВ2 ВУВУ АСЕ 33 АРР 03-01-3033 РИ СРЕСТ РА АЕМ



B-

R-



MRS RUBY AGE 27 YRS 22-07-2023 F CHEST PA VIEW  
ONEPLUS ULTRASOUND LAB 47-HARSH VIHAR PITAMPURA



# OnePLUS

## Ultrasound Lab

**Dr. Nitin Agarwal**  
Pathologist & Director  
Ex. Sr. Res. MAMC  
& Lok Nayak Hospital  
Ex. Chief of Lab Dr. Lal Path Labs.

**Dr. Pooja (Garg) Agarwal**  
Radiologist & Director  
MAMC & Lok Nayak Hospital



NAME <small>QUALITY FIRST... ALWAYS!</small>	: Mrs. RUBY	Barcode No	: 10149730
AGE/GENDER	: 27 YRS/Female	SPECIMEN DATE	: 22/Jul/2023 09:41AM
PATIENT ID	: 118073	SPECIMEN RECEIVED	: 22/Jul/2023 09:59AM
REFERRED BY	: Dr. MEDIWHEEL	REPORT DATE	: 22/Jul/2023 04:40PM
CENTRE NAME	: ONEPLUS ULTRASOUND LAB	LAB NO.	: 012307220014

Test Name	Result	Unit	Ref. Range
-----------	--------	------	------------

### HAEMATOLOGY

#### Medi Wheel Health checkup < 40 Female

<b>Glycosylated Hemoglobin (HbA1c)</b> <small>HPLC</small>	4.8	%	Non Diabetic adults <5.7 Prediabetic (at risk) 5.7-6.4 Diabetes >6.4
---	-----	---	--

<b>Estimated average blood glucose (eag)</b> <small>CALCULATED</small>	91		
---	----	--	--

**Reference range (mg/dl):**

90 - 120:Excellent control, 121 - 150:Good Control, 151 - 180:Average Control, 181 - 210:Action Suggested

>211:Panic value

<b>BLOOD GROUP (ABO)</b> <small>Forward and Reverse grouping (Slide &amp; Tube)</small>	A		
--	---	--	--

<b>Rh typing</b>	POSITIVE		
------------------	----------	--	--

**NOTE :**

- \* Apart from major A,B,H antigens which are used for ABO grouping and Rh typing, many minor blood group antigens exist. Agglutination may also vary according to titre of antigen and antibody.
- \* So before transfusion, reconfirmation of blood group as well as cross-matching is needed.
- \* Presence of maternal antibodies in newborns, may interfere with blood grouping.
- \* Auto agglutination (due to cold antibody, falciparum malaria, sepsis, internal malignancy etc.) may also cause erroneous result.

### CBC

Haemoglobin <small>Non cyanide Hb analysis</small>	10.2	g/dl	12.0-15.0
Total Leucocyte Count <small>Electrical Impedance</small>	6900	/cumm	4000-10000
<b>Differential leucocyte count</b>			
Neutrophils <small>Electrical Impedance &amp; Microscopic</small>	68.0	%	40-80
Lymphocyte <small>Electrical Impedance &amp; Microscopic</small>	27.90	%	20-40
Monocytes	2.80	%	2-10

Checked By.

Dr. NITIN AGARWAL  
  
Regn. No. DR. NITIN AGARWAL  
MBBS,MD(PATHOLOGIST)

47, Harsh Vihar, Pitampura, New Delhi-110034 | Ph.: 011-42480101, 9599913051

E-mail: oneplusul@gmail.com | Web.: www.oneplusul.in

Page 1 of 6

Clinical correlation is essential for final diagnosis. \* If test results are unsatisfactory please contact personally or on phone. \* This report is for perusal of doctors only. \* All disputes Subject to Delhi Jurisdiction only. \* Not for medicolegal purposes. \* All congenital anomalies in a foetus may not be diagnosed in routine obstetric ultrasound.



# OnePLUS Ultrasound Lab

**Dr. Nitin Agarwal**  
Pathologist & Director  
Ex. Sr. Res. MAMC  
& Lok Nayak Hospital  
Ex. Chief of Lab Dr. Lal Path Labs.

**Dr. Pooja (Garg) Agarwal**  
Radiologist & Director  
MAMC & Lok Nayak Hospital



NAME	:Mrs. RUBY	Barcode No	:10149730
AGE/GENDER	:27 YRS/Female	SPECIMEN DATE	:22/Jul/2023 09:41AM
PATIENT ID	:118073	SPECIMEN RECEIVED	:22/Jul/2023 09:59AM
REFERRED BY	:Dr. MEDIWHEEL	REPORT DATE	:22/Jul/2023 04:40PM
CENTRE NAME	:ONEPLUS ULTRASOUND LAB	LAB NO.	:012307220014

Test Name	Result	Unit	Ref. Range
Electrical Impedance & Microscopic			
Eosinophils	1.0	%	1-6
Electrical Impedance & Microscopic			
Basophils	0.3	%	0-2
Electrical Impedance & Microscopic			
RBC Count	4.60	million/cumm	4.5 - 5.5
Electrical Impedance			
Hematocrit(PCV)	35.4	%	36-46
Flow Cytometry			
MCV	77.1	fl	83-101
Calculated			
MCH	22.3	pg	27-32
Calculated			
MCHC	28.9	g/dL	31.5-34.5
Calculated			
RDW-CV	17.3	%	11.4-14.0
Calculated			
Platelet count	154000	/cumm	150000-410000
Electrical Impedance			


## BIOCHEMISTRY

<b>Blood sugar fasting</b>	92	mg/dl	70-100 mg/dl
GOD-POD			
<b>Blood sugar pp</b>	132	mg/dL	70.0-140.0
GOD-POD			
<b>Bun (blood urea nitrogen)</b>	11.20	mg/dl	8.9-21.6
CALCULATED			
<b>Uric acid, serum</b>	3.8	mg/dl	3.5-7.2
Uricase- PAP			
<b>Creatinine, serum</b>	0.72	mg/dl	0.60-1.2
Enzymatic			

## LFT(LIVER FUNCTION TEST)

Bilirubin Total	0.54	mg/dl	0.1-1.2
Modified tab			
Bilirubin Conjugated	0.24	mg/dl	0-0.4
Diazotized sulfanilic acid			
Bilirubin Unconjugated	0.30	mg/dl	up to 0.7
Calculated			

Checked By.

  
**DR. NITIN AGARWAL**  
MBBS, MD(PATHOLOGIST)  
MBBS, MD  
Reg. No. D.M. 110034

47, Harsh Vihar, Pitampura, New Delhi-110034 | Ph.: 011-42480101, 9599913051

E-mail: [oneplusul@gmail.com](mailto:oneplusul@gmail.com) | Web.: [www.oneplusul.in](http://www.oneplusul.in)

Page 2 of 6



# OnePLUS

## Ultrasound Lab

**Dr. Nitin Agarwal**  
Pathologist & Director  
Ex. Sr. Res. MAMC  
& Lok Nayak Hospital  
Ex. Chief of Lab Dr. Lal Path Labs.

**Dr. Pooja (Garg) Agarwal**  
Radiologist & Director  
MAMC & Lok Nayak Hospital



NAME	:Mrs. RUBY	Barcode No	:10149730
AGE/GENDER	:27 YRS/Female	SPECIMEN DATE	:22/Jul/2023 09:41AM
PATIENT ID	:118073	SPECIMEN RECEIVED	:22/Jul/2023 09:59AM
REFERRED BY	:Dr. MEDIWHEEL	REPORT DATE	:22/Jul/2023 04:40PM
CENTRE NAME	:ONEPLUS ULTRASOUND LAB	LAB NO.	:012307220014

Test Name	Result	Unit	Ref. Range
SGOT (AST) Tris buffer	26	U/L	0-46
SGPT (ALT) Tris buffer	28	U/L	0-49
Alkaline phosphatase Amp buffer	98	U/L	40-129
GAMMA GT Szasz Method	24	U/L	10-45
Total Protein Biuret	7.6	gm/dl	6.60 - 8.70
Albumin serum BCG	4.4	g/dL	3.0-5.2
Globulin Calculated	3.20	gm/dl	1.8-3.4
Albumin/Globulin Ratio Calculated	1.38		1.10 - 2.50

### LIPID PROFILE

Cholesterol CHOD-PAP	237	mg/dl	50-200
Triglycerides GPO-PAP	138	mg/dL	25-150
HDL Cholesterol Selective Inhibition	44	mg/dL	40 - 60
LDL cholesterol Calculated	165	mg/dL	<130
VLDL cholesterol Calculated	27.6	mg/dL	5-40
Cholesterol/HDL Ratio Calculated	5.4		Low Risk 3.3-4.97 Average Risk 4.4-7.1 Moderate Risk 7.1-11.0 High Risk >11.0
LDL/HDL Ratio Calculated	3.8		0 - 3.55

According to ATP III and NCEP guidelines

Parameter	Normal	Desirable	Borderline	High
-----------	--------	-----------	------------	------

Checked By.

**Dr. NITIN AGARWAL**  
MBBS, MD  
Regn. No. DMC-2-1430  
MBBS, MD(PATHOLOGIST)

47, Harsh Vihar, Pitampura, New Delhi-110034 | Ph.: 011-42480101, 9599913051

E-mail: [oneplusul@gmail.com](mailto:oneplusul@gmail.com) | Web.: [www.oneplusul.in](http://www.oneplusul.in)

Page 3 of 6

Clinical correlation is essential for final diagnosis. • If test results are unsatisfactory please contact personally or on phone. • This report is for perusal of doctors only. • All disputes Subject to Delhi Jurisdiction only. • Not for medicolegal purposes. • All congenital anomalies in a foetus may not be diagnosed in routine obstetric ultrasound.



# OnePLUS Ultrasound Lab

**Dr. Nitin Agarwal**  
Pathologist & Director  
Ex. Sr. Res. MAMC  
& Lok Nayak Hospital  
Ex. Chief of Lab Dr. Lal Path Labs.

**Dr. Pooja (Garg) Agarwal**  
Radiologist & Director  
MAMC & Lok Nayak Hospital



NAME	QUALITY FIRST... ALWAYS! :Mrs. RUBY	Barcode No	:10149730
AGE/GENDER	:27 YRS/Female	SPECIMEN DATE	:22/Jul/2023 09:41AM
PATIENT ID	:118073	SPECIMEN RECEIVED	:22/Jul/2023 09:59AM
REFERRED BY	:Dr. MEDIWHEEL	REPORT DATE	:22/Jul/2023 04:40PM
CENTRE NAME	:ONEPLUS ULTRASOUND LAB	LAB NO.	:012307220014

Test Name	Result	Unit	Ref. Range
Total cholesterol	<200	200-239	240
Triglycerides	<150	150-199 200-499	500
LDL	Optimal <100 Near Optimal 100-129	130-159 160-180	190
HDL	<40 : LOW 60 : HIGH		

### BUN/Creatinine ratio

UREA UREASE-GLDH	24.00	mg/dl	15-45
Bun (blood urea nitrogen ) CALCULATED	11.21	mg/dl	8.9-21.6
CREATININE ENZYMATIC	0.72	mg/dl	0.30-1.10
BUN/Creatinine ratio CALCULATED	15.57		10.0 - 20.0

### ENDOCRINOLOGY

#### THYROID PROFILE(T3,T4,TSH)

Triiodothyronine total [t3] ECLIA	0.76	ng/dl	0.52-1.9
Thyroxine total [t4] ECLIA	6.84	µg/dl	4.8-11.6
TSH (Thyroid Stimulating Hormone) Enzyme linked fluorescent assay	2.54	µIU/ml	0.25-5.0

#### AGE WISE VARIATION IN TSH

AGE	TSH(µIU/ml)	AGE	TSH(µIU/ml)
1-4 weeks	1.00 - 19.0	16-20 yrs	0.25 - 5.0
1-12 mths	1.70 - 9.1	21 - 80 yrs	0.25 - 5.0
1-5 yrs	0.80 - 8.2	I <sup>st</sup> trimester	0.25 - 5.0
6-10 yrs	0.25 - 5.0	II <sup>nd</sup> trimester	0.50 - 5.0
11-15 yrs	0.25 - 5.0	II <sup>rd</sup> trimester	0.4 - 6.0

Checked By.

**Dr. NITIN AGARWAL**  
DR. NITIN AGARWAL  
MBBS, MD (PATHOLOGIST)  
Regn. No. DMC-K-1130

47, Harsh Vihar, Pitampura, New Delhi-110034 | Ph.: 011-42480101, 9599913051  
E-mail: oneplusul@gmail.com | Web.: www.oneplusul.in

Page 4 of 6





# OnePLUS

## Ultrasound Lab

**Dr. Nitin Agarwal**  
Pathologist & Director  
Ex. Sr. Res. MAMC  
& Lok Nayak Hospital  
Ex. Chief of Lab Dr. Lal Path Labs.

**Dr. Pooja (Garg) Agarwal**  
Radiologist & Director  
MAMC & Lok Nayak Hospital



NAME	:Mrs. RUBY	Barcode No	:10149730
AGE/GENDER	:27 YRS/Female	SPECIMEN DATE	:22/Jul/2023 09:41AM
PATIENT ID	:118073	SPECIMEN RECEIVED	:22/Jul/2023 09:59AM
REFERRED BY	:Dr. MEDIWHEEL	REPORT DATE	:22/Jul/2023 04:40PM
CENTRE NAME	:ONEPLUS ULTRASOUND LAB	LAB NO.	:012307220014

Test Name	Result	Unit	Ref. Range
-----------	--------	------	------------

**Reference ranges - Interpretation of Diagnostic tests - (Jacques Wallach)**

1. Primary hypothyroidism is accompanied by depressed serum T3 and T4 values and elevated serum TSH level.
2. Primary hyperthyroidism is accompanied by elevated serum T3 and T4 levels along with depressed TSH values.
3. Slightly elevated T3 levels may be found in pregnancy and estrogen therapy, while depressed levels may be encountered in severe illness, renal failure and during therapy with drugs like propranolol and propyl thiouracil.
4. Although elevated TSH levels are nearly always indicative of primary hypothyroidism, and may be seen in secondary thyrotoxicosis

### CLINICAL PATHOLOGY

#### URINE ROUTINE (Strip/microscopy)

##### Physical examination

Quantity	20	ML
Colour	PALE YELLOW	
Transparency	SLIGHTLY TURBID	CLEAR
Sp.gravity	1.015	1.010-1.030
BROMOTHYMOL BLUE		
pH	6.50	
Double Indicators Test		
Reaction	ACIDIC	ACIDIC

##### Chemical examination

Urine protein	NIL	NIL
Protein Ionization		
Urine sugar	NIL	NIL
Oxidation Reaction		
Bilirubin, urine	NEGATIVE	NEGATIVE
Urobilinogen	NORMAL	NORMAL
P-Aminobenzoic Acid and Phenazopyridine Reaction		
Ketones	NEGATIVE	NEGATIVE
Acetoacetate and Dichlorobenzene Reaction		

##### Microscopic examination

Pus cells.	3-4	/HPF	1-2
Microscopy			
Epithelial cells	2-3	/HPF	0-5
Microscopy			
R.B.C.	NIL	/HPF	NIL

Checked By.

Dr. NITIN AGARWAL  
MBBS, MD  
DR. NITIN AGARWAL  
Regn. No. DMC MBBS, MD (PATHOLOGIST)

47, Harsh Vihar, Pitampura, New Delhi-110034 | Ph.: 011-42480101, 9599913051

E-mail: [oneplusul@gmail.com](mailto:oneplusul@gmail.com) | Web.: [www.oneplusul.in](http://www.oneplusul.in)

Page 5 of 6



# OnePLUS Ultrasound Lab

**Dr. Nitin Agarwal**  
Pathologist & Director  
Ex. Sr. Res. MAMC  
& Lok Nayak Hospital  
Ex. Chief of Lab Dr. Lal Path Labs.

**Dr. Pooja (Garg) Agarwal**  
Radiologist & Director  
MAMC & Lok Nayak Hospital



NAME	QUALITY FIRST... ALWAYS! :Mrs. RUBY	Barcode No	:10149730
AGE/GENDER	:27 YRS/Female	SPECIMEN DATE	:22/Jul/2023 09:41AM
PATIENT ID	:118073	SPECIMEN RECEIVED	:22/Jul/2023 09:59AM
REFERRED BY	:Dr. MEDIWHEEL	REPORT DATE	:22/Jul/2023 04:40PM
CENTRE NAME	:ONEPLUS ULTRASOUND LAB	LAB NO.	:012307220014

Test Name	Result	Unit	Ref. Range
Microscopy			
Casts	NIL	/HPF	NIL
Microscopy			
Crystals	NIL	/HPF	NIL
Microscopy			
Bacteria	NIL	/HPF	NIL
Microscopy			
Others.	NIL		NIL

\*\*\* End Of Report \*\*\*

Checked By.

Dr. NITIN AGARWAL   
MBBS, MD DR. NITIN AGARWAL  
Regn. No. DMC-R-1436 MBBS,MD(PATHOLOGIST)

47, Harsh Vihar, Pitampura, New Delhi-110034 | Ph.: 011-42480101, 9599913051  
E-mail: oneplusul@gmail.com | Web.: www.oneplusul.in

Page 6 of 6